


# **ADULT CORRECTIONAL SYSTEMS**

**A Report Submitted to the  
FISCAL AFFAIRS AND GOVERNMENTAL OPERATIONS COMMITTEE**

**Southern Legislative Conference**

**Council of State Governments**



H. Gordon Monk  
Legislative Fiscal Officer

Prepared by:  
Kristy Freeman, Section Director  
Louisiana Legislative Fiscal Office

Donald E. Hines, M.D.  
President of the Louisiana Senate

Joe R. Salter  
Speaker of the Louisiana House

**2005**

This public document was published at a total cost of \$336.00 (\$2.80 per copy). 120 copies of this public document were published in this first printing. This document was published for the Louisiana Legislative Fiscal Office, Post Office Box 44097, Baton Rouge, Louisiana 70804 by the Louisiana State House of Representatives, Post Office Box 44486, Baton Rouge, Louisiana 70804 in an effort to provide legislators, staff and the general public with an accurate summary of Adult Correctional Systems Comparative Data for FY 2005. This material was printed in accordance with the standard for printing by state agencies established pursuant to R.S. 43.31.

# ADULT CORRECTIONAL SYSTEMS

## TABLE OF CONTENTS

PREFACE	<u>PAGE</u>
INTRODUCTION AND METHODOLOGY	
I. INMATE POPULATION TRENDS AND INCARCERATION RATES .....	1 - 7
II. PRISON AND JAIL CAPACITIES.....	8 - 14
III. BUDGETARY ISSUES .....	15 - 19
IV. STAFFING PATTERNS AND INMATE VIOLENT INCIDENTS .....	20 - 26
V. PROJECTED COSTS OF NEW PRISONS.....	27 - 29
VI. PROBATION AND PAROLE.....	30 - 35
VII. REHABILITATION .....	36 - 37
VIII. PRISON INDUSTRIES.....	38 - 40
IX. PRIVATIZATION.....	41 - 43

# TABLE OF CONTENTS

## (CONTINUED)

### PAGE

#### X. STATE PROFILES

ALABAMA.....	44 - 48
ARKANSAS .....	49 - 54
FLORIDA.....	55 - 60
GEORGIA .....	61 - 65
KENTUCKY .....	66 - 70
LOUISIANA .....	71 - 75
MARYLAND .....	76 - 80
MISSISSIPPI.....	81 - 85
MISSOURI .....	86 - 90
NORTH CAROLINA .....	91 - 95
OKLAHOMA .....	96 - 100
SOUTH CAROLINA .....	101 - 105
TENNESSEE.....	106 - 110
TEXAS .....	111 - 117
VIRGINIA .....	118 - 122
WEST VIRGINIA.....	123 - 125

# INTRODUCTION AND METHODOLOGY

## INTRODUCTION

This report is the thirtieth in a series of annual presentations to the Fiscal Affairs and Government Operations Committee of the Southern Legislative Conference. The report includes a summary of key findings and statistical tables based upon a questionnaire distributed to each member state in July 2005.

Many thanks to the legislative staff and correctional agency staff who provided the requested information. Thanks also to several co-workers who assisted with the preparation of this report: Gordon Monk, Robert Hosse, and Carolyn Nicklas.

Kristy Freeman  
Legislative Fiscal Analyst  
Louisiana Legislative Fiscal Office  
P. O. Box 44097  
Baton Rouge, Louisiana 70804  
Phone (225) 342-7233  
Fax (225) 342-7243  
e-mail [freemank@legis.state.la.us](mailto:freemank@legis.state.la.us)

## METHODOLOGY

The purpose of this report is to provide legislators and staff in each state with a reference document that can be used to compare Corrections Programs in a particular state to others throughout the southern region.

A questionnaire was sent to each of the 16 states in the Southern Legislative Conference. The information reported in this survey is taken directly from the returned surveys, unless so noted. In addition to group reporting of like data, selected data from the states has been compiled into a "Corrections State Profile" for each state. These include, but are not limited to, selected characteristics of adult inmates and major state initiatives.

It should be noted that although identical surveys were sent to each state, there might be certain inconsistencies due to differences in interpretation of corrections data. We have attempted to adjust these inconsistencies when making comparisons among states. To the best of our ability this has been done with each state's prior approval.

All sixteen SLC states responded to the survey. NOTE: For purposes of this report "N/A" denotes that the requested information was not provided or was not available for reporting.

# INMATE POPULATION TRENDS AND INCARCERATION RATES



The inmate population housed in state correctional facilities throughout the Southern Legislative Conference region increased by 8,723 or 1.6 percent from July 1, 2004 to July 1, 2005 (based on figures reported in previous years surveys). The rate of change for each state varied widely; from a 26.6 percent increase in Mississippi to a 7.7 percent decrease in Alabama. A yearly trend summary of the growth of inmates housed in state correctional systems as of July 1 of each year is presented below. (The variations in this table prior to 1994 reflect the addition of Missouri to the Southern Legislative Conference.) Note: These numbers have been revised where noted based on adjustments provided by the member states.

Year	Number of Inmates (in state fac.)	% Increase
1-Jul-85	196,251	
1-Jul-86	204,075	4.0%
1-Jul-87	214,786	5.2%
1-Jul-88	221,990	3.4%
1-Jul-89	236,492	6.5%
1-Jul-90	264,283	11.8%
1-Jul-91	282,046	6.7%
1-Jul-92	297,037	5.3%
1-Jul-93	325,232	9.5%
1-Jul-94	352,768	8.5%
1-Jul-95	411,746	16.7%
1-Jul-96	444,952	8.1%
1-Jul-97	465,879	4.7%
1-Jul-98	485,399	4.2%
1-Jul-99	508,043	4.7%
1-Jul-00	518,361	2.0%
1-Jul-01	523,683	1.0%
1-Jul-02	534,909	2.1%
1-Jul-03	549,493	2.7%
1-Jul-04	561,007	2.7%
1-Jul-05	569,730	1.6%

Between 1995 and 2005 the resident population of the sixteen state Southern Legislative Conference region increased from 95.8 million to 110.3 million, a 15.2 percent increase. During that same time period, the number of state inmates (including state inmates housed in local jails) increased by 35.1 percent from 455,908 to 615,800. Not surprisingly, the incarceration rate in the SLC region, which is the number of inmates per one hundred thousand inhabitants, increased from 476.1 in 1995 to 558.2 in 2005 and was below the percentage increase in the U.S. incarceration rate, which increased from 400.0 in 1995 to 508.8 in 2005. The SLC states' incarceration rate remains above the U.S. rate in terms of inmates per 100,000 population.

YEAR	SLC Total Population (thousands)	U.S. Population* (thousands)	SLC Total State Inmates (incl. jails)	U.S. Inmates** in Prisons	SLC State Inmates/ 100,000 Pop.	U.S. Inmates/ 100,000 Pop.
1995	95,757	263,434	455,908	1,053,738	476.1	400.0
2005	110,316	293,655	615,800	1,494,216	558.2	508.8
% Increase	15.2%	11.5%	35.1%	41.8%	17.2%	27.2%

\*Population figures as of July 1, 2004. Source: Population Division, U.S. Census Bureau

\*\*U.S. inmate figures as of June 30, 2004. Source: Bureau of Justice Statistics, Prison and Jail Inmates at Midyear 2004.

The number of state inmates housed in local jails in the SLC accounts for 7.5 percent of the total inmate population of 615,800 housed in both state facilities and local jails. As of July 1, 2005, there were 46,070 state inmates housed in local jails. Fifteen states surveyed provided projections of the growth of their inmate populations housed in state facilities to the year 2010. These states expect varying increases from 2005 to 2010 in the number of inmates with an expected SLC increase of 17.5% in the adult inmate population. Seven states projected inmate populations to the year 2015. Predicted increases during the ten-year period range from 3 percent in Louisiana to 62.5 percent in Tennessee.

# ADULT INMATE POPULATION HOUSED IN STATE CORRECTIONAL FACILITIES

STATE	Inmate Population (a)		Inmates per 100,000 Pop. (b) 1-Jul-04	Rank in SLC	Inmate Population Change			
	1-Jul-04	1-Jul-05			01 to 02	02 to 03	03 to 04	04 to 05
ALABAMA	26,496	24,457	539.9	6	3.3%	6.0%	-0.4%	-7.7%
ARKANSAS	12,431	12,627	458.7	9	4.3%	1.8%	6.0%	1.6%
FLORIDA	81,992	84,859	487.8	8	2.1%	5.1%	6.1%	3.5%
GEORGIA	48,619	47,746	540.8	5	3.2%	0.4%	3.2%	-1.8%
KENTUCKY	12,499	12,348	297.8	15	6.4%	-0.3%	1.7%	-1.2%
LOUISIANA	19,595	19,953	441.9	10	1.0%	0.2%	-0.9%	1.8%
MARYLAND	23,312	22,771	409.7	13	1.0%	0.1%	-2.0%	-2.3%
MISSISSIPPI	19,228	24,351	838.8	1	9.4%	2.7%	8.4%	26.6%
MISSOURI	30,110	30,997	538.6	7	5.8%	1.7%	-0.6%	2.9%
NORTH CAROLINA	35,205	36,663	429.2	11	3.8%	1.7%	4.8%	4.1%
OKLAHOMA	23,022	23,270	660.4	3	1.1%	-1.1%	1.9%	1.1%
SOUTH CAROLINA	23,412	23,163	551.8	4	3.8%	5.0%	0.6%	-1.1%
TENNESSEE	19,189	19,184	325.1	14	1.1%	9.2%	0.2%	0.0%
TEXAS	150,013	151,553	673.9	2	-0.1%	3.2%	0.9%	1.0%
VIRGINIA	31,942	31,782	426.0	12	0.5%	-0.1%	0.2%	-0.5%
WEST VIRGINIA	3,942	4,006	220.7	16	5.1%	7.9%	5.2%	1.6%
TOTAL	561,007	569,730	516.5		2.1%	2.7%	2.1%	1.6%

(a) Incarceration rates shown are for inmates in state facilities only.

For total incarceration rates see table "State Inmates in State and Local Jails."

(b) Population data from U.S. Census Bureau, Population Division.

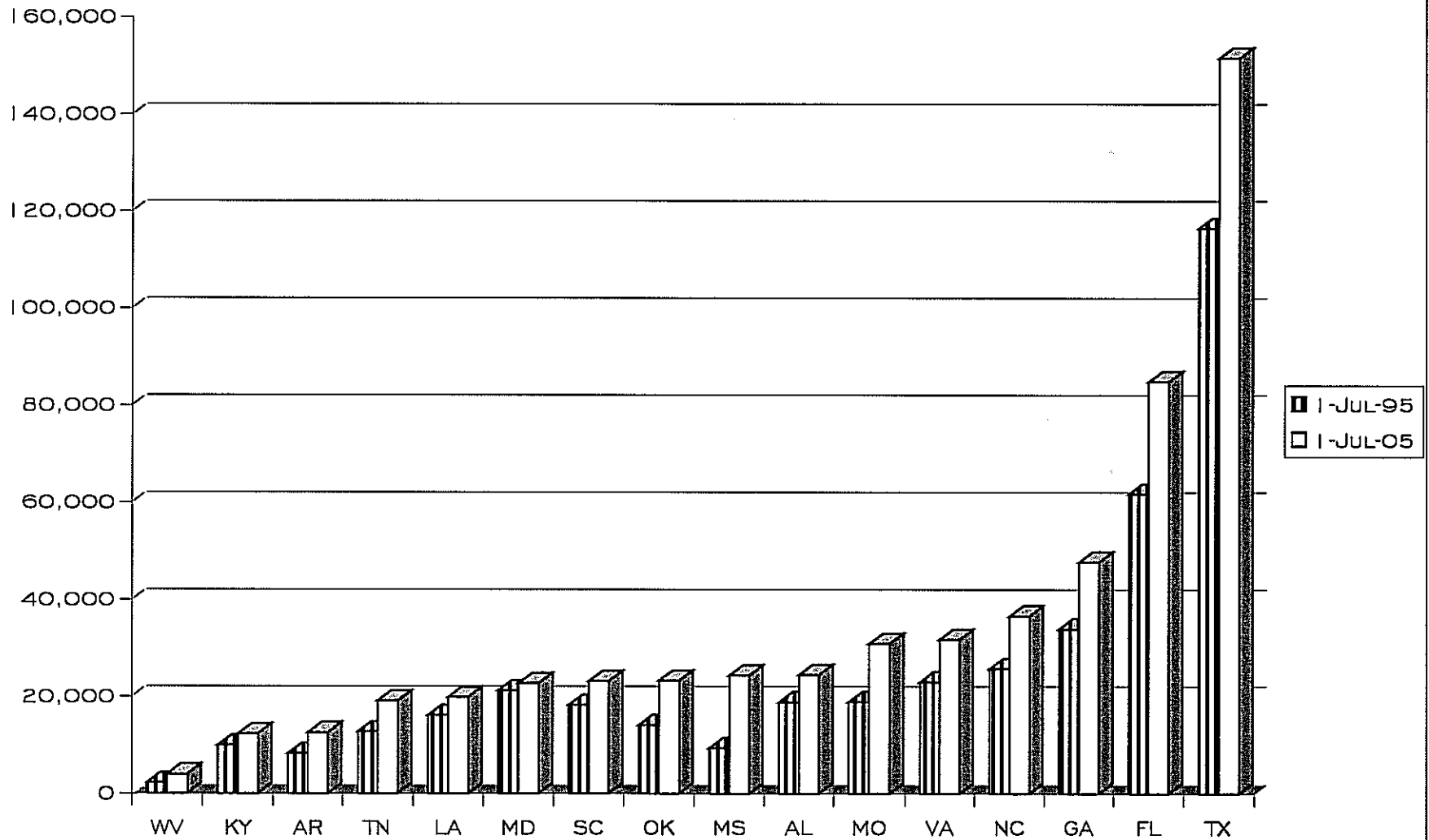
GROWTH OF ADULT  
INMATE POPULATION HOUSED IN STATE FACILITIES  
1995 TO 2005

STATE	Inmate Population		Total Increase 1995-2005	Percent Increase
	1-Jul-95 (a)	1-Jul-05		
ALABAMA	18,904	24,457	5,553	29.4%
ARKANSAS	8,308	12,627	4,319	52.0%
FLORIDA	61,856	84,859	23,003	37.2%
GEORGIA	33,995	47,746	13,751	40.5%
KENTUCKY	9,990	12,348	2,358	23.6%
LOUISIANA	16,184	19,953	3,769	23.3%
MARYLAND	21,285	22,771	1,486	7.0%
MISSISSIPPI	9,442	24,351	14,909	157.9%
MISSOURI	18,960	30,997	12,037	63.5%
NORTH CAROLINA	25,733	36,663	10,930	42.5%
OKLAHOMA	14,168	23,270	9,102	64.2%
SOUTH CAROLINA	18,332	23,163	4,831	26.4%
TENNESSEE	12,829	19,184	6,355	49.5%
TEXAS	116,476	151,553	35,077	30.1%
VIRGINIA	23,054	31,782	8,728	37.9%
WEST VIRGINIA	2,230	4,006	1,776	79.6%
TOTAL	411,746	569,730	157,984	38.4%

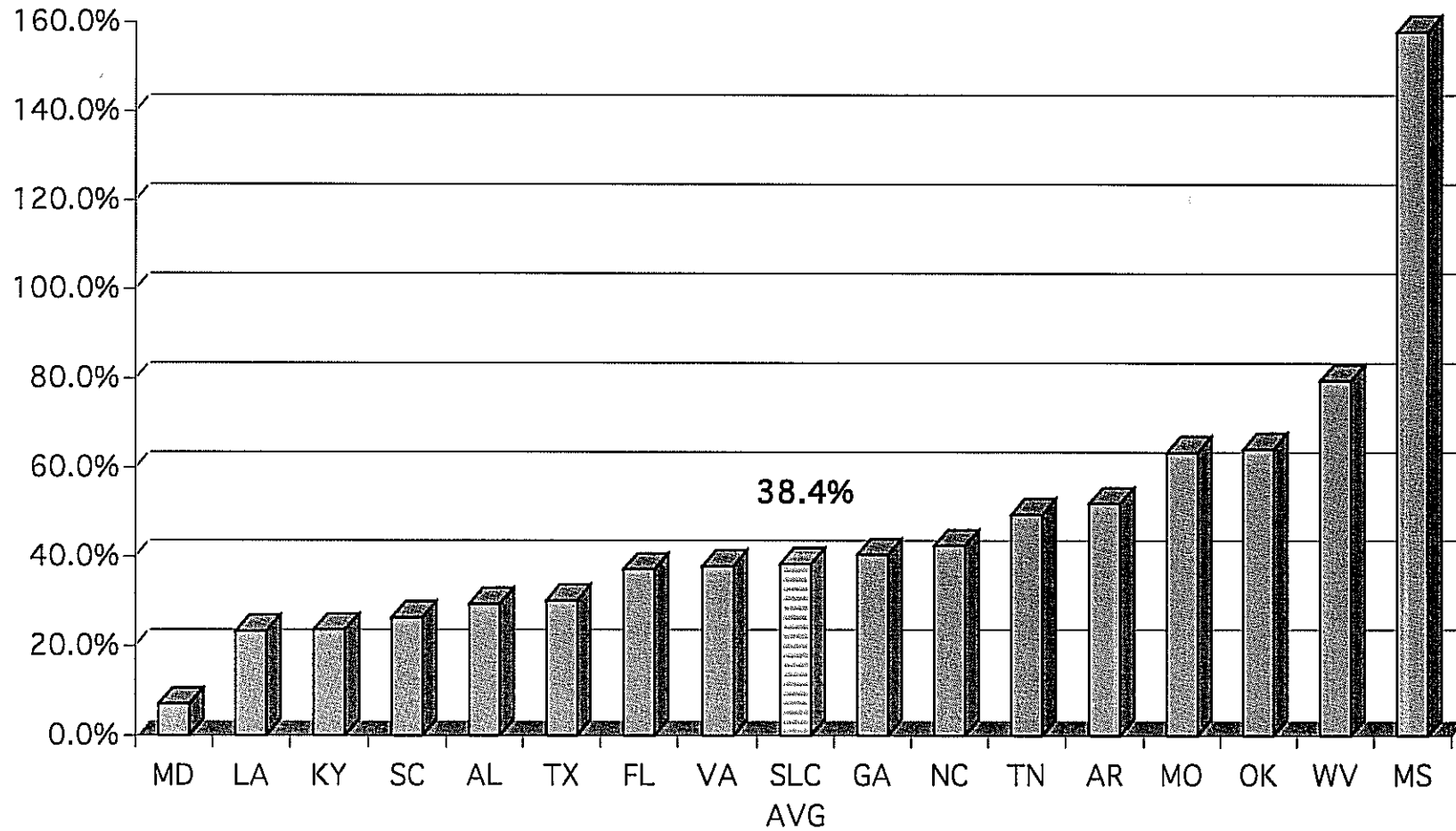
(a) As reported in 1995 survey.

# GROWTH OF INMATE POPULATION

(STATE FACILITIES ONLY, 1995-2005)



# PERCENT INCREASE IN INMATE POPULATION (STATE FACILITIES ONLY, 1995-2005)



### PROJECTED ADULT INMATE POPULATION (State Facilities)

STATE	1-Jul-05	<u>Projected</u>		<u>Percent of Increase</u>	
		2010	2015	2005 to 2010	2005 to 2015
ALABAMA	24,457	31,949	36,158	30.6%	47.8%
ARKANSAS	12,627	16,413	18,813	30.0%	49.0%
FLORIDA	84,859	99,943	N/A	17.8%	N/A
GEORGIA	47,746	52,766	52,897	10.5%	10.8%
KENTUCKY (b)	12,348	24,774	26,445	100.6%	114.2%
LOUISIANA (c)	37,616	37,457	38,742	-0.4%	3.0%
MARYLAND	22,771	25,700	26,700	12.9%	17.3%
MISSISSIPPI	24,351	N/A	N/A	N/A	N/A
MISSOURI	30,997	33,992	36,987	9.7%	19.3%
NORTH CAROLINA	36,663	41,668	N/A	13.7%	N/A
OKLAHOMA (d)	23,270	25,272	25,382	8.6%	9.1%
SOUTH CAROLINA	23,163	28,096	N/A	21.3%	N/A
TENNESSEE	19,184	29,118	31,169	51.8%	62.5%
TEXAS	151,553	165,324	N/A	9.1%	N/A
VIRGINIA	31,782	43,328	N/A	36.3%	N/A
WEST VIRGINIA (e)	4,006	6,010	6,992	50.0%	74.5%
TOTAL (a)	569,730	661,810	300,285	17.5%	27.8%

(a) These figures only reflect reporting states and do not reflect the SLC total.

(b) Kentucky's projected figures are for 2010 and 2012, respectively.

(c) Louisiana's population and projected population includes state prisoners in local jails.

(d) North Carolina's projected figures are for 2010 and 2014, respectively.

(e) West Virginia's projected figures are for 2009 and 2014, respectively.

# PRISON AND JAIL CAPACITIES



On July 1, 2005, the inmate population exceeded or equaled the maximum design capacity of the state correctional facilities in six of the sixteen states reporting. The percent of capacity ranged from 91 percent in Kentucky to 197 percent in Alabama, with the capacity for the region at 101 percent.

States were asked to ascertain the percentage of inmates housed in various levels of security. The levels ranged from one to three.

\*\*A Level One institution is an institution with maximum-security inmates (extended lockdown and working cell blocks).

\*\*A Level Two institution consists of medium-security inmates (working cell blocks).

\*\*A Level Three institution contains minimum-security inmates only.

Of the inmates in state prisons, 21.1 percent are in Level One institutions, 45.6 percent are in Level Two institutions, 19.0 percent are in Level Three institutions, 3.6 percent are in Community Based Centers, and 10.6 percent are in other settings (excluding local jails).

Of the sixteen states surveyed, thirteen confined inmates in local jails. The shifting of inmates to the local level has caused some jails to house inmates in excess of designed capacities. Of the eight states reporting local jail capacity data, 38,788 state inmates filled approximately 20.5 percent of those beds. Local jail populations exceed or equaled reported capacity in three of the eight states reporting total jail populations.

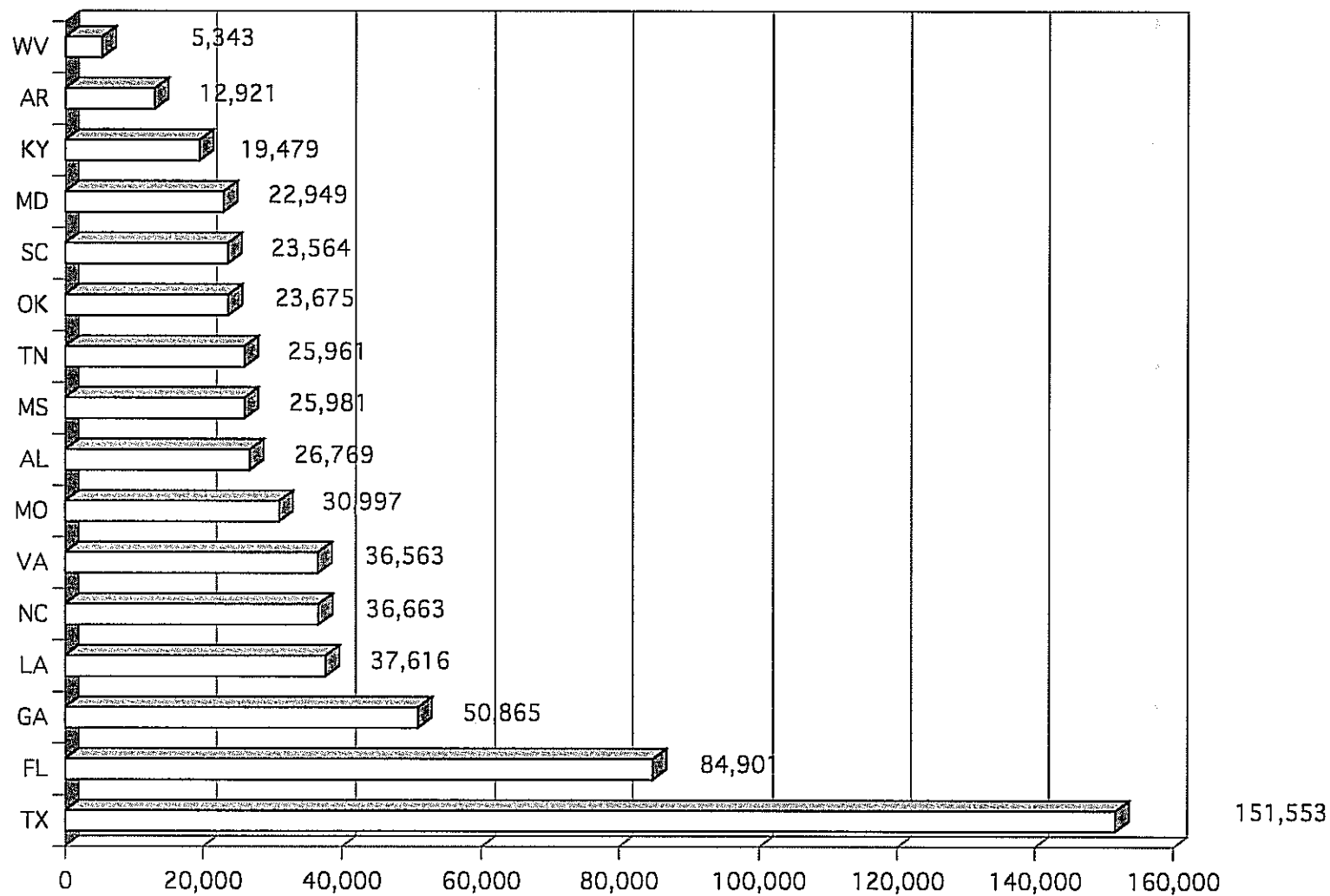
STATE INMATES HOUSED IN STATE AND LOCAL JAILS  
(As of July 1, 2005)

STATE	STATE INMATES		Total State Inmates	Total State Inmates Per 100,000 Pop.*	Rank in SLC
	State Facilities	Local Jails			
ALABAMA	24,457	2,312	26,769	590.9	5
ARKANSAS	12,627	294	12,921	469.4	12
FLORIDA	84,859	42	84,901	488.0	10
GEORGIA	47,746	3,119	50,865	576.1	6
KENTUCKY	12,348	7,131	19,479	469.8	11
LOUISIANA	19,953	17,663	37,616	833.0	2
MARYLAND	22,771	178	22,949	412.9	15
MISSISSIPPI	24,351	1,630	25,981	895.0	1
MISSOURI	30,997	0	30,997	538.6	8
NORTH CAROLINA	36,663	0	36,663	429.2	14
OKLAHOMA	23,270	405	23,675	671.9	4
SOUTH CAROLINA	23,163	401	23,564	561.3	7
TENNESSEE	19,184	6,777	25,961	439.9	13
TEXAS (a)	151,553	0	151,553	673.9	3
VIRGINIA	31,782	4,781	36,563	490.1	9
WEST VIRGINIA	4,006	1,337	5,343	294.3	16
TOTAL	569,730	46,070	615,800	558.2	

\* Population data from U.S. Census Bureau, Population Division.

(a) Texas began contracting beds from local jails on July 6, 2005.

TOTAL STATE INMATES  
HOUSED IN STATE AND LOCAL JAILS  
(AS OF JULY 1, 2005)



# POPULATION AND CAPACITY OF STATE CORRECTIONAL FACILITIES

(As of July 1, 2005)

STATE	Inmate Population	Maximum Design Capacity	Percent of Capacity
ALABAMA	24,457	12,388	197%
ARKANSAS	12,627	12,177	104%
FLORIDA	84,859	87,288	97%
GEORGIA	47,746	49,951	96%
KENTUCKY	12,348	13,591	91%
LOUISIANA	19,953	19,886	100%
MARYLAND	22,771	22,798	100%
MISSISSIPPI	24,351	22,104	110%
MISSOURI	30,997	31,257	99%
NORTH CAROLINA	36,663	31,484	116%
OKLAHOMA	23,270	24,042	97%
SOUTH CAROLINA	23,163	23,432	99%
TENNESSEE	19,184	20,122	95%
TEXAS	151,553	154,702	98%
VIRGINIA	31,782	32,301	98%
WEST VIRGINIA	4,006	4,032	99%
TOTAL	569,730	561,555	101%

DISTRIBUTION OF ADULT INMATE POPULATION BY TYPE OF INSTITUTION  
(As of July 1, 2005)

STATE*	Level One		Level Two		Level Three		Community Based		Other		Total
	Inmates	%	Inmates	%	Inmates	%	Inmates	%	Inmates	%	
ALABAMA	4,864	19.9%	14,047	57.4%	3,053	12.5%	2,462	10.1%	31	0.1%	24,457
ARKANSAS	2,581	20.4%	7,712	61.1%	1,732	13.7%	602	4.8%	0	0.0%	12,627
FLORIDA	4,225	5.0%	77,919	91.8%	0	0.0%	2,631	3.1%	84	0.1%	84,859
GEORGIA	N/A	N/A	N/A	N/A	N/A	N/A	1,765	3.7%	45,981	96.3%	47,746
KENTUCKY	853	6.9%	9,708	78.6%	1,787	14.5%	0	0.0%	0	0.0%	12,348
LOUISIANA	9,415	47.2%	7,531	37.7%	762	3.8%	1,625	8.1%	620	3.1%	19,953
MARYLAND	1,946	8.5%	11,354	49.9%	4,275	18.8%	4,275	18.8%	921	4.0%	22,771
MISSISSIPPI	5,165	21.2%	10,660	43.8%	6,847	28.1%	1,679	6.9%	0	0.0%	24,351
MISSOURI	13,012	42.0%	12,403	40.0%	3,891	12.6%	0	0.0%	1,691	5.5%	30,997
NORTH CAROLINA	6,161	16.8%	16,583	45.2%	12,900	35.2%	206	0.6%	813	2.2%	36,663
OKLAHOMA	3,924	16.9%	8,418	36.2%	6,211	26.7%	4,530	19.5%	187	0.8%	23,270
SOUTH CAROLINA	7,870	34.0%	10,601	45.8%	2,846	12.3%	0	0.0%	1,846	8.0%	23,163
TENNESSEE	3,888	20.3%	14,887	77.6%	409	2.1%	0	0.0%	0	0.0%	19,184
TEXAS	49,359	32.6%	45,759	30.2%	56,435	37.2%	0	0.0%	0	0.0%	151,553
VIRGINIA	6,880	21.6%	9,742	30.7%	6,423	20.2%	873	2.7%	7,864	24.7%	31,782
WEST VIRGINIA	254	6.3%	2,699	67.4%	731	18.2%	46	1.1%	276	6.9%	4,006
TOTAL/Average %	120,397	21.1%	260,023	45.6%	108,302	19.0%	20,694	3.6%	60,314	10.6%	569,730

\*NOTES:

Alabama "other" includes in-transient/record count.

Florida "other" represents substance abuse (contract treatment) facilities.

Louisiana "other" represents Adult Reception & Diagnostic Center Inmates.

Maryland "other" includes those inmates not yet classified.

Missouri "other" represents those inmates in 120-day shock and Reception and Diagnostic center.

North Carolina "other" includes safe keepers, unassigned custody, or missing data.

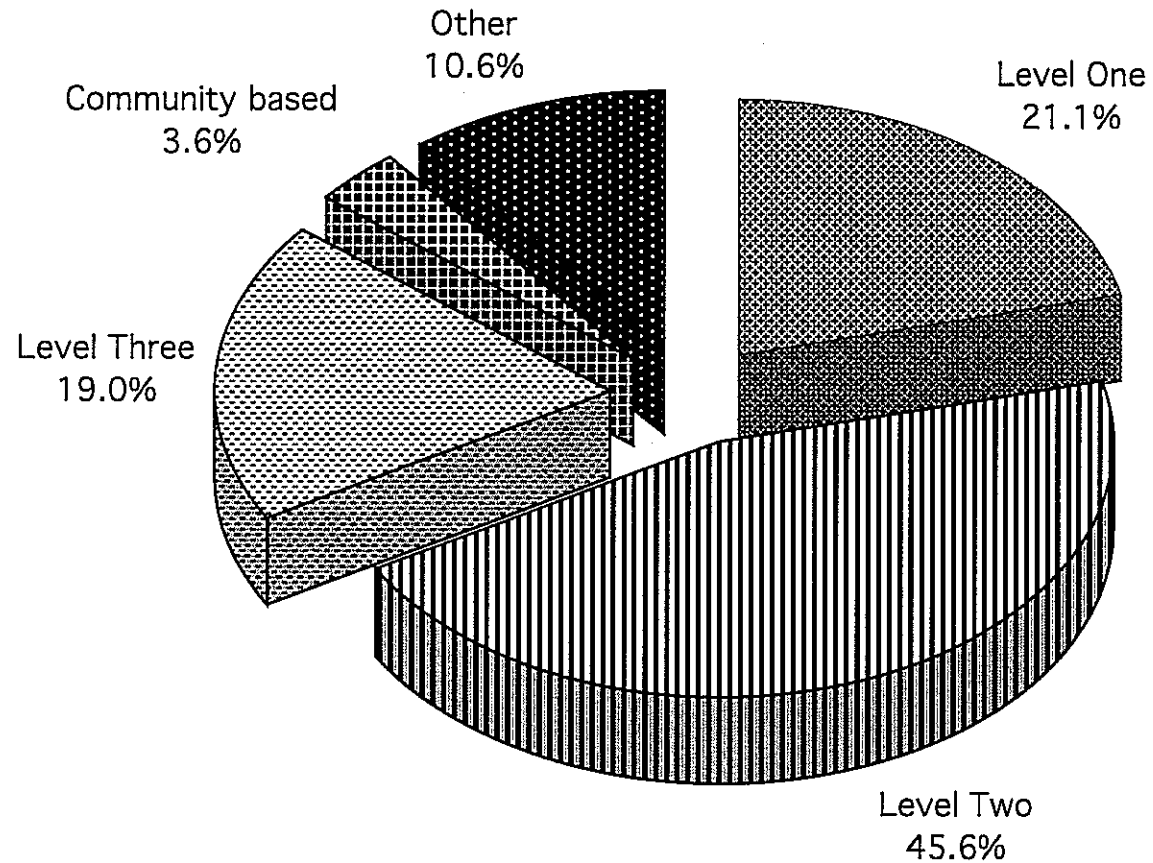
Oklahoma "other" represents those inmates who are tracked with Global Positioning System.

South Carolina "other" includes hospital and infirmary designations.

Virginia's Dept. of Corrections has a six level classification system. Levels 4, 5, and 6 were placed in Other, which also includes reception centers, hospitals, and out-of-state inmates.

West Virginia "other" represents those in holding/receiving.

# DISTRIBUTION OF ADULT INMATE POPULATION BY TYPE OF INSTITUTION



UTILIZATION OF LOCAL JAILS  
(AS OF JULY 1, 2005)

STATE		Total Local Jail Population	Max. Design Capacity	Percent of Capacity	No. of State Inmates	STATE PAYMENT PER	
						Inmate Day	Inmate Year
ALABAMA	(a)	unknown	unknown	N/A	2,312	\$1.75	\$639
ARKANSAS		624	N/A	N/A	294	\$28.00	\$10,220
FLORIDA	(b)	59,046	N/A	N/A	42	N/A	N/A
GEORGIA	(c)	36,822	N/A	N/A	3,119	\$20.00	\$7,300
KENTUCKY		7,131	14,609	48.8%	7,131	\$26.51	\$9,676
LOUISIANA	(d)	37,937	37,531	101.1%	17,663	\$23.21	\$8,472
MARYLAND		12,501	N/A	N/A	178	\$54.67	\$19,955
MISSISSIPPI		1,630	2,247	72.5%	1,630	\$21.00	\$7,665
MISSOURI		0	0	0	0	\$0	\$0
NORTH CAROLINA		0	0	0	0	\$0	\$0
OKLAHOMA	(e)	N/A	416	97.4%	405	\$31.00	\$11,315
SOUTH CAROLINA		11,308	10,289	109.9%	401	N/A	N/A
TENNESSEE	(f)	23,616	24,544	96.2%	6,777	\$43.59	\$15,910
TEXAS	(g)	67,492	81,468	82.8%	0	\$0	\$0
VIRGINIA	(h)	25,648	17,707	144.8%	4,781	\$14.00	\$5,110
WEST VIRGINIA		N/A	N/A	N/A	1,337	\$48.50	\$17,703
Total		283,755	188,811		46,070		
Average				94.2%		\$28.38	\$10,360

(a) Capacities are determined by local authorities. State Finance Department (not AL DOC) pays the flat rate reimbursement set by the legislature.

(b) Effective July 1, 1996, the Florida Department of Corrections no longer rates capacity for local jails. Local facilities regulate it.

(c) Inmates are housed in jails only until space is available in the state prison system for the inmate. (Temporary, short-term option only.)

(d) All facilities are reimbursed at a flat rate of \$22.39 per day except for Work Release Facilities operated by the Sheriffs which are reimbursed at \$18.25, and two parishes who earn an additional \$7.00 per inmate per day through approved cooperative endeavors to provide and capitalize additional beds for the state. All parishes are also eligible to have approved extraordinary medical expenses reimbursed. Orleans parish is also reimbursed an additional per diem of \$2 for medical expenses for state inmates and \$7 for all inmates served by their mental health unit and \$3 per day for the Intensive Incarceration and Parole Supervision Program.

(e) Maximum designed bed capacity is the number of inmates the jail agreed to house with the contract agreement. \$31 is long-term rate, but there is a \$24 jail backup rate until processed into DOC.

(f) TN uses four methods of reimbursement: contracted agreements, reasonable/allowable, contract reasonable/allowable, and resolution.

(g) Texas began contracting beds from local jails on July 6, 2005.

(h) The Commonwealth of Virginia does not designate a "maximum designed bed capacity for local jails." All jails have a certified rated operating capacity, as determined by square foot measurements of cell, dayroom and dormitory housing areas. All full service local and regional jails are provided per diem rates (i.e. \$8 per diem for local inmates and \$14 per diem for state felons + personnel costs).

# BUDGETARY ISSUES



Over the last ten years expenditures in the region have increased 58.88 percent. With all sixteen states reporting, the average annual operating cost of housing an inmate in an institution was \$17,187. Expenditures varied by type of confinement unit. The annual average cost of housing an inmate in a local jail was \$10,360 as compared to \$20,772 in a state-operated Level One institution, \$17,779 in a Level Two type institution, \$17,330 in a Level Three type institution, \$12,979 in Community Based type programs, and \$16,691 in other institutional settings. (It should be noted that these costs reflect only those services budgeted to and provided by the respective corrections agencies.)

Additionally, the average annual expenditure per adult inmate for the southern states was \$18,831 with North Carolina spending the most at \$30,838 per inmate and Mississippi spending the least at \$10,670 per inmate. Oklahoma also spent the most on adult corrections per capita (\$133), while West Virginia spent the least (\$65).

**ADULT CORRECTIONS OPERATING BUDGETS**  
(in thousands of dollars)

STATE	Actual Corrections Expenditures		Actual Corrections Expenditures FY 04-05	Projected Corrections Expenditures FY 05-06	Percent Increase	
	FY 94-95	(a) FY 99-00 (a)			FY 94-95 to FY 04-05	FY 99-00 to FY 04-05
ALABAMA	\$163,400	\$205,400	\$322,600	\$338,000	97.43%	57.06%
ARKANSAS	\$121,768	\$187,032	\$243,797	\$289,074	100.21%	30.35%
FLORIDA	\$935,362 *	\$1,660,234	\$1,932,964	\$2,024,850	106.65%	16.43%
GEORGIA	\$644,016	\$884,479	\$968,543	\$993,903	50.39%	9.50%
KENTUCKY	\$119,922 *	\$290,339	\$342,533	\$356,234	185.63%	17.98%
LOUISIANA	\$266,620	\$392,461	\$475,250	\$493,614	78.25%	21.09%
MARYLAND	\$372,911	\$492,252	\$553,460	\$584,509	48.42%	12.43%
MISSISSIPPI	\$119,322	\$262,915	\$277,223	\$292,897	132.33%	5.44%
MISSOURI	\$251,806	\$500,701	\$575,201	\$568,968	128.43%	14.88%
NORTH CAROLINA	\$813,314	\$1,050,682	\$1,130,601	\$1,131,119	39.01%	7.61%
OKLAHOMA	\$210,126	\$398,250	\$469,939	\$458,834	123.65%	18.00%
SOUTH CAROLINA	\$284,108	\$381,499	\$348,635	\$362,472	22.71%	-8.61%
TENNESSEE	\$386,499	\$415,871	\$526,186	\$580,635	36.14%	26.53%
TEXAS	\$2,075,563	\$2,434,533	\$2,473,288	\$2,569,281	19.16%	1.59%
VIRGINIA	\$485,125	\$713,260	\$836,999	\$849,480	72.53%	17.35%
WEST VIRGINIA	\$48,854	\$69,465	\$118,660	\$123,208	142.89%	70.82%
TOTAL	\$7,298,716	\$10,339,373	\$11,595,879	\$12,017,078	58.88%	12.15%

(a) As reported in this year's survey.

\* These states did not report this years information; therefore, data is from prior year surveys.

**ANNUAL OPERATING COST PER INMATE BY TYPE OF INSTITUTION (a)**  
(FY 2004-05 Actual)

STATE	Level One	Level Two	Level Three	Community Based	Other	System Wide Annual Operating Cost Per Inmate	System Wide Cost Per inmate Day
ALABAMA	N/A	N/A	N/A	N/A	N/A	\$13,385	\$36.67
ARKANSAS	\$15,808	\$18,805	\$17,046	\$15,272	\$0	\$17,608	\$48.24
FLORIDA	\$19,046	N/A	N/A	\$15,811	\$20,217	\$19,042	\$52.17
GEORGIA (b)	N/A	N/A	N/A	N/A	N/A	\$17,334	\$47.49
KENTUCKY	\$13,136	\$16,684	\$22,791	\$9,932	\$10,804	\$14,669	\$40.19
LOUISIANA	\$19,513	\$15,500	\$15,096	\$6,551	\$8,401	\$12,893	\$35.23
MARYLAND	\$64,833	\$32,327	\$22,428	\$23,138	\$20,771	\$23,036	\$63.11
MISSISSIPPI	\$10,796	\$11,643	\$14,520	\$10,796	\$0	\$12,866	\$35.25
MISSOURI	\$14,593	\$12,965	\$13,742	\$0	\$0	\$14,290	\$39.15
NORTH CAROLINA (b)	\$30,098	\$23,940	\$18,009	\$2,088	\$26,181	\$24,017	\$65.80
OKLAHOMA	\$20,214	\$16,839	\$16,126	\$16,134	\$13,772	\$16,350	\$44.79
SOUTH CAROLINA	\$10,870	\$8,907	\$8,600	\$6,300	\$0	\$9,996	\$27.39
TENNESSEE	\$22,705	\$18,626	\$21,732	\$0	\$0	\$20,385	\$55.85
TEXAS	\$13,265	\$14,203	\$15,117	\$0	\$0	\$14,226	\$38.98
VIRGINIA	\$13,705	\$21,510	\$21,482	\$22,241	\$0	\$21,162	\$57.82
WEST VIRGINIA	\$22,222	\$19,176	\$18,606	\$14,509	\$0	\$23,736	\$65.03
AVERAGE (c)	\$20,772	\$17,779	\$17,330	\$12,979	\$16,691	\$17,187	\$47.07

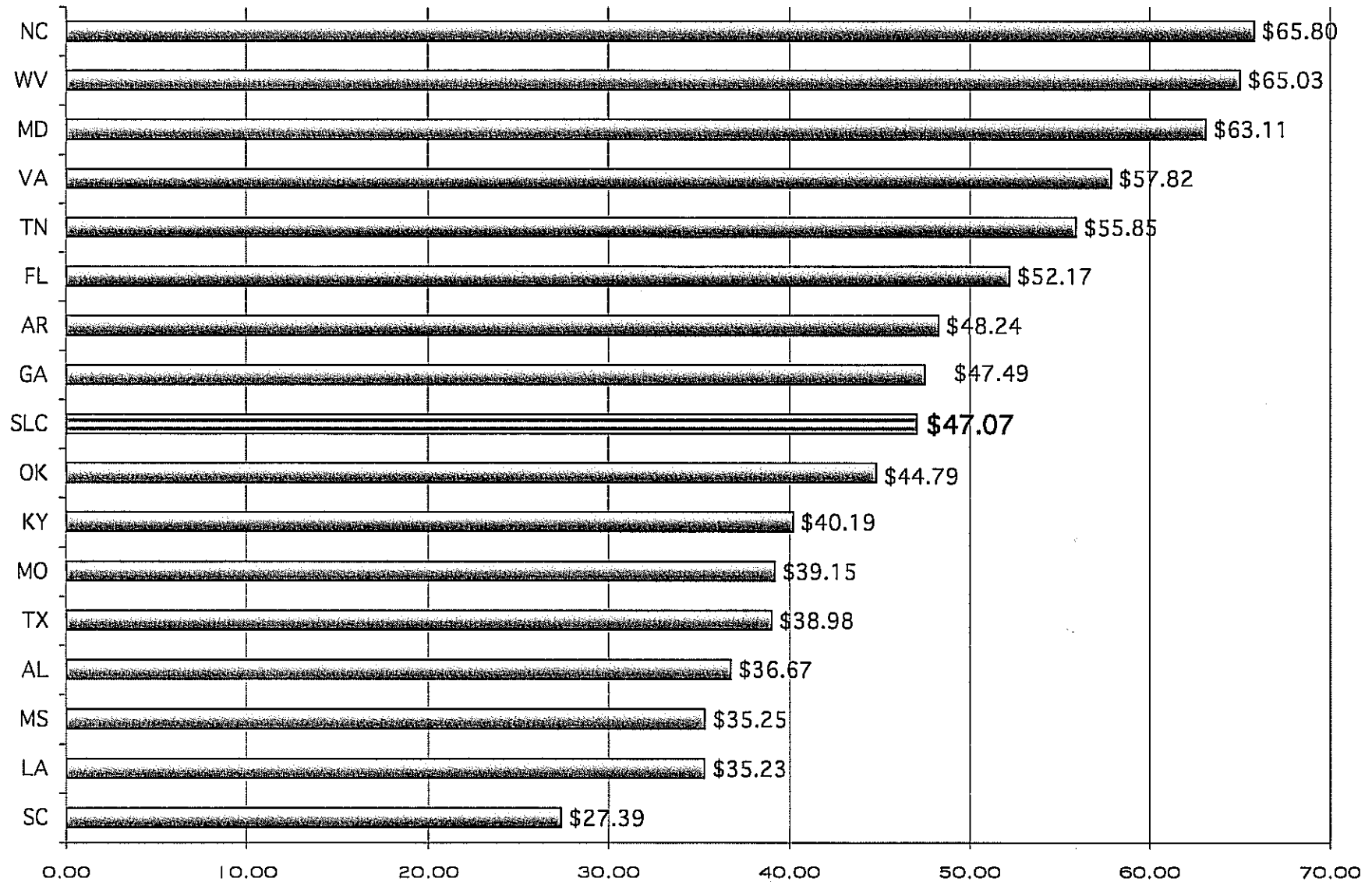
(a) Annual operating costs include those attributed to each corrections department. Expenditures associated with non-corrections budget units for inmate support are not included.

(b) Georgia and North Carolina did not report figures for FY 2004-05; therefore, FY 2003-04 figures were used.

(c) Average calculation includes only those states that provided cost data.

Note: A Level One Institution is an institution with maximum security inmates (extended lockdown and working cell blocks), medium and minimum security inmates. A Level Two Institution consists of maximum security inmates (working cell blocks), medium and minimum security inmates or an institution with medium and minimum security inmates. A Level Three Institution contains minimum security inmates only.

# SYSTEM WIDE AVERAGE OPERATING COST PER INMATE DAY



# ADULT CORRECTIONS EXPENDITURES FOR SOUTHERN STATES

STATE	Adult Corrections Expenditures FY 04-05 (in thousands of dollars)	Total State Inmates FY 04-05*	Expenditures Per Inmate FY 04-05	Rank	Population Est. 7/1/04	Expenditures Per Capita FY 04-05	Rank
ALABAMA	\$322,600	26,769	\$12,051	15	4,530,182	\$71.21	15
ARKANSAS	\$243,797	12,921	\$18,868	9	2,752,629	\$88.57	12
FLORIDA	\$1,932,964	84,901	\$22,767	4	17,397,161	\$111.11	4
GEORGIA	\$968,543	50,865	\$19,041	8	8,829,383	\$109.70	6
KENTUCKY	\$342,533	19,479	\$17,585	11	4,145,922	\$82.62	14
LOUISIANA	\$475,250	37,616	\$12,634	14	4,515,770	\$105.24	7
MARYLAND	\$553,460	22,949	\$24,117	2	5,558,058	\$99.58	9
MISSISSIPPI	\$277,223	25,981	\$10,670	16	2,902,966	\$95.50	10
MISSOURI	\$575,201	30,997	\$18,557	10	5,754,618	\$99.95	8
NORTH CAROLINA	\$1,130,601	36,663	\$30,838	1	8,541,221	\$132.37	2
OKLAHOMA	\$469,939	23,675	\$19,850	7	3,523,553	\$133.37	1
SOUTH CAROLINA	\$348,635	23,564	\$14,795	13	4,198,068	\$83.05	13
TENNESSEE	\$526,186	25,961	\$20,268	6	5,900,962	\$89.17	11
TEXAS	\$2,473,288	151,553	\$16,320	12	22,490,022	\$109.97	5
VIRGINIA	\$836,999	36,563	\$22,892	3	7,459,827	\$112.20	3
WEST VIRGINIA	\$118,660	5,343	\$22,208	5	1,815,354	\$65.36	16
TOTAL/AVERAGE	\$11,595,879	615,800	\$18,831		110,315,696	\$105.12	

\*State and Local Jail Inmates as of July 1, 2005.

Note: Expenditures are total operating expenditures for adult corrections.

# STAFFING PATTERNS AND INMATE CHARACTERISTICS

The states in the region were authorized employment of 112,776 security officers as of July 1, 2005. Approximately 91.4 percent of those positions were filled. There was an average of 5.5 inmates per security officer in the region. State staffing patterns varied from 3.4 in North Carolina to 13.2 inmates per security guard in Mississippi. The average starting salary of a security officer was \$23,204, not including related benefits. Average training requirements were 242 hours of classroom work in the first year followed by 68 hours of on-the-job training. States require an average of 40 hours of in-service training each year thereafter.

For the year ending July 1, 2005, the states reported a total of 8,003 assaults on inmates by other inmates and 4,738 assaults on staff. There were 25 inmate deaths and 1 staff death. A total of 171 inmates attempted escape from prison grounds and 48 of those inmates remained at-large as of July 1, 2005.

POSITIONS, STAFFING RATIOS, AND STARTING SALARIES \*  
(as of July 1, 2005)

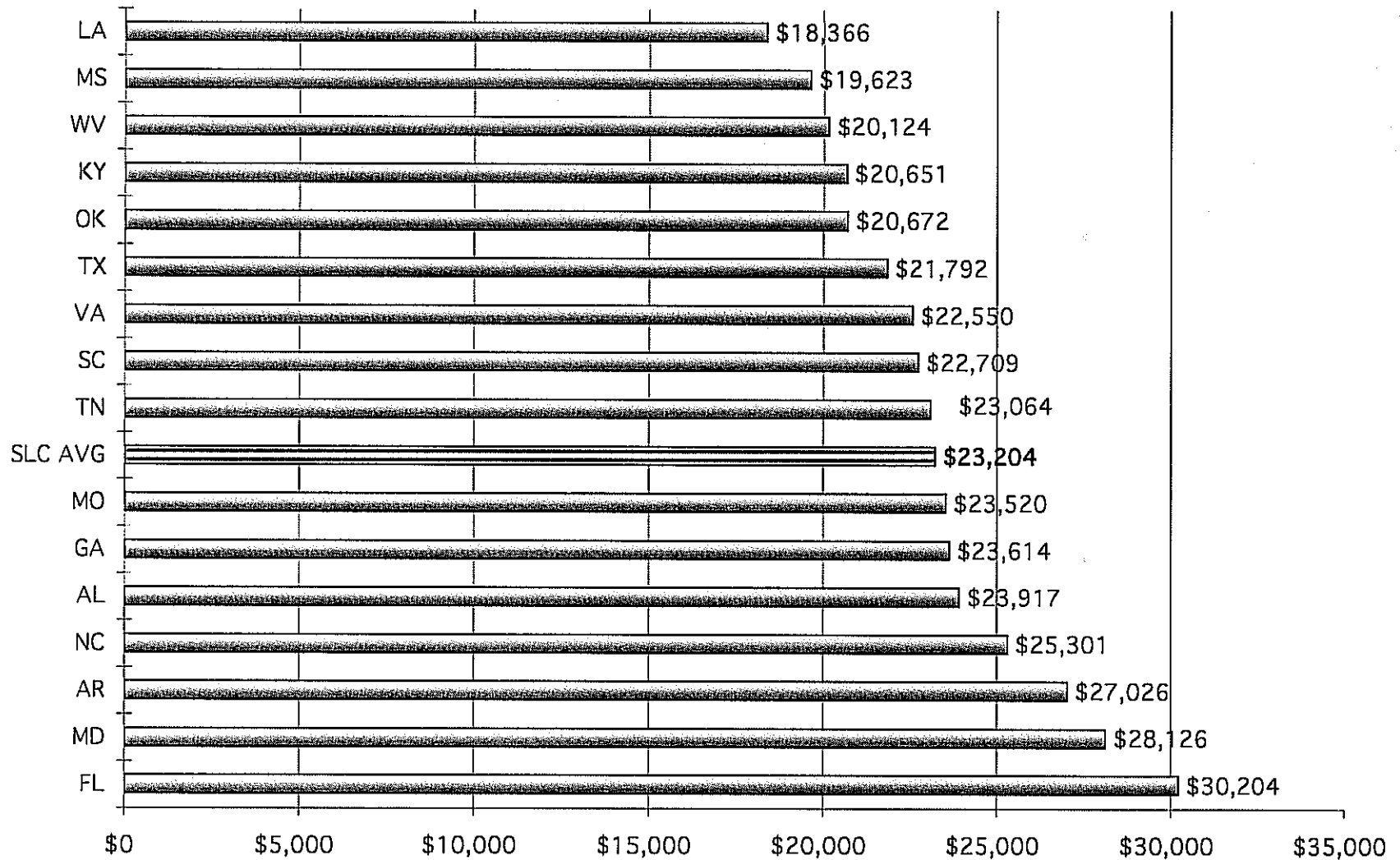
STATE	Correctional Officer Positions		Percent Filled	State Inmate Population 2005	Inmate to Filled Officer Ratio	Average Starting Salaries	Salary Rank
	Established	Filled					
ALABAMA	2,917	2,623	89.9%	24,457	9.3	\$23,917	5
ARKANSAS	3,090	2,572	83.2%	12,627	4.9	\$27,026	3
FLORIDA	17,254	16,840	97.6%	84,859	5.0	\$30,204	1
GEORGIA	9,725	8,586	88.3%	47,746	5.6	\$23,614	6
KENTUCKY	2,211	1,989	90.0%	12,348	6.2	\$20,651	13
LOUISIANA (a)	4,594	4,296	93.5%	17,035	4.0	\$18,366	16
MARYLAND	5,431	4,892	90.1%	22,771	4.7	\$28,126	2
MISSISSIPPI	2,193	1,847	84.2%	24,351	13.2	\$19,623	15
MISSOURI	5,952	5,786	97.2%	30,997	5.4	\$23,520	7
NORTH CAROLINA	11,742	10,702	91.1%	36,663	3.4	\$25,301	4
OKLAHOMA	2,558	1,932	75.5%	23,270	12.0	\$20,672	12
SOUTH CAROLINA	4,088	3,646	89.2%	23,163	6.4	\$22,709	9
TENNESSEE	2,479	2,439	98.4%	19,184	7.9	\$23,064	8
TEXAS	29,598	26,623	89.9%	151,553	5.7	\$21,792	11
VIRGINIA	7,905	7,371	93.2%	31,782	4.3	\$22,550	10
WEST VIRGINIA	1,039	931	89.6%	4,006	4.3	\$20,124	14
TOTAL/AVERAGE	112,776	103,075	91.4%	566,812	5.5	\$23,204	

\* Salary data is based on base annual salary and does not include retirement and other related benefits.

(a) Louisiana's inmate population was reduced by 2,918 inmates because of two private institutions.



CORRECTIONAL OFFICER STARTING SALARIES  
(W/O RETIREMENT AND RELATED BENEFITS)



ADULT CORRECTIONAL OFFICER STATISTICS  
(AS OF JULY 1, 2005)

STATE	Hours of Classroom Training	1st Year of Employment On-the-Job Training Hours	Total	In Service Each Year Thereafter	Average Turnover Rate (%)
ALABAMA	480	40	520	40	8.9%
ARKANSAS	240	56	296	60	36.4%
FLORIDA	412	160	572	40	13.6%
GEORGIA	184	56	240	20	21.5%
KENTUCKY	160	40	200	40	27.8%
LOUISIANA	120	40	160	40	22.0%
MARYLAND	240	40	280	40	13.3%
MISSISSIPPI	160	160	320	40	22.5%
MISSOURI	256	80	336	40	15.7%
NORTH CAROLINA	215	80	295	38	5.6%
OKLAHOMA	240	0	240	40	13.9%
SOUTH CAROLINA	160	40	200	40	27.3%
TENNESSEE	280	80	360	40	27.5%
TEXAS	200	100	300	40	21.0%
VIRGINIA	320	80	400	40	14.5%
WEST VIRGINIA	200	40	240	40	17.0%
AVERAGE	242	68	310	40	19.3%

VIOLENT INCIDENTS PER 1,000 INMATES  
(FY 2004-05)

STATE		<u>Assaults on</u>				<u>Deaths of</u>				<u>Escapes (a)</u>			
		<u>Inmates</u>		<u>Staff</u>		<u>Inmates</u>		<u>Staff</u>		<u>Attempted</u>		<u>At-Large</u>	
		No.	Per 1,000	No.	Per 1,000	No.	Per 1,000	No.	Per 1,000	No.	Per 1,000	No.	Per 1,000
ALABAMA	(b)	319	13.04	144	5.89	2	0.08	0	0.00	18	0.74	3	0.12
ARKANSAS		22	1.74	26	2.06	0	0.00	0	0.00	2	0.16	0	0.00
FLORIDA		1,339	15.78	579	6.82	1	0.01	0	0.00	1	0.01	0	0.00
GEORGIA		1,039	21.76	398	8.34	1	0.02	0	0.00	40	0.84	11	0.23
KENTUCKY		64	5.18	181	14.66	0	0.00	0	0.00	15	1.21	2	0.16
LOUISIANA	(c)	7	0.35	1	0.05	2	0.10	0	0.00	0	0.00	0	0.00
MARYLAND		1,328	58.32	504	22.13	4	0.18	0	0.00	3	0.13	0	0.00
MISSISSIPPI		21	0.86	16	0.66	0	0.00	0	0.00	3	0.12	0	0.00
MISSOURI		434	14.00	857	27.65	2	0.06	0	0.00	0	0.00	0	0.00
NORTH CAROLINA		578	15.77	808	22.04	1	0.03	0	0.00	43	1.17	20	0.55
OKLAHOMA		1,100	47.27	135	5.80	3	0.13	0	0.00	4	0.17	12	0.52
SOUTH CAROLINA		278	12.00	486	20.98	0	0.00	0	0.00	23	0.99	0	0.00
TENNESSEE		345	17.98	467	24.34	5	0.26	0	0.00	10	0.52	N/A	N/A
TEXAS	(d)	992	6.55	47	0.31	3	0.02	1	0.01	4	0.03	0	0.00
VIRGINIA	(e)	21	0.66	3	0.09	1	0.03	0	0.00	2	0.06	0	0.00
WEST VIRGINIA		116	28.96	86	21.47	0	0.00	0	0.00	3	0.75	0	0.00
TOTAL		8,003	14.05	4,738	8.32	25	0.04	1	0.00	171	0.30	48	0.08

(a) Escapes from prison grounds.

(b) This is total assaults on inmates and staff.

(c) Assault is defines as "with a weapon or with serious injury with or without a weapon."

(d) This is for FY 2004.

(e) Virginia statistics includes serious assault (where victim suffers severe injury requiring hospital admission).

SELECTED CHARACTERISTICS OF ADULT INMATES  
(as of July 1, 2005)

STATE	Avg. Age at Commitment	Avg. Sentence (Yrs.)	Avg. Time Served (Yrs.)	Race and Sex Distribution						# of Drug Offenders per Total	% of Drug Offenders Population
				% White	% Black	% Hispanic	% Other	% Male	% Female		
ALABAMA	33.0	7.2	2.9	40.3%	59.5%	--	0.2%	93.1%	6.9%	5,033	18.8%
ARKANSAS	34.7	6.5	2.7	55.4%	43.2%	1.0%	0.4%	91.9%	8.1%	4,551	35.2%
FLORIDA	33.2	4.6	3.0	39.1%	50.5%	9.7%	0.6%	93.3%	6.7%	16,985	20.0%
GEORGIA	32.4	4.4	2.9	36.0%	64.0%	--	--	94.0%	6.0%	6,977	13.7%
KENTUCKY	33.0	5.0	1.0	68.5%	29.9%	1.2%	0.4%	90.7%	9.3%	10,337	53.1%
LOUISIANA	32.0	5.0	2.0	27.4%	72.4%	--	0.2%	94.6%	5.4%	11,327	30.1%
MARYLAND	29.9	3.7	1.5	24.0%	75.7%	--	0.3%	95.0%	5.0%	4,923	21.5%
MISSISSIPPI	30.9	4.8	2.4	31.6%	67.4%	0.6%	0.4%	90.5%	9.5%	8,113	31.2%
MISSOURI	32.9	5.5	3.1	57.7%	40.2%	1.5%	0.6%	91.7%	8.3%	6,735	21.7%
NORTH CAROLINA	32.5	2.7	2.3	34.7%	58.8%	--	6.5%	92.9%	7.1%	5,179	14.1%
OKLAHOMA	32.9	6.5	2.5	57.7%	28.2%	4.9%	9.2%	89.6%	10.4%	7,189	30.4%
SOUTH CAROLINA	32.0	4.0	2.3	32.4%	66.0%	1.1%	0.5%	93.0%	7.0%	5,014	21.3%
TENNESSEE	33.2	5.3	4.8	50.0%	48.0%	1.0%	1.0%	92.0%	8.0%	4,961	19.1%
TEXAS (a)	31.9	7.1	4.4	31.9%	38.2%	29.5%	0.4%	92.1%	7.9%	30,520	20.1%
VIRGINIA (a)	32.9	4.3	3.5	35.1%	63.1%	1.4%	0.5%	92.7%	7.3%	5,139	14.1%
WEST VIRGINIA	N/A	N/A	N/A	85.0%	14.0%	0.0%	1.0%	92.0%	8.0%	328	6.1%
SLC AVERAGE	32.5	5.1	2.7	44.2%	51.2%	4.7%	1.5%	92.4%	7.6%	8,332	21.6%

(a) This information is for FY 2004.

SELECTED CHARACTERISTICS OF ADULT INMATES  
(as of July 1, 2005)

STATE	Inmates admitted who were Parole Violators	Inmates Serving 20 yrs. >	Number of Inmates Released from custody in FY 2005 for:							Inmates Serving Life (a)	Inmates Serving Death	Inmates Executed in FY 04
			Expiration	Parole	Goodtime	Probation	Deaths	Other	Total			
ALABAMA	671	7,501	2,418	1,660	0	2,693	28	67	6,866	1,381	190	3
ARKANSAS	2,749	2,588	957	6,513	0	0	65	688	8,223	583	38	0
FLORIDA	115	19,561	20,537	74	0	11,005	210	656	32,482	4,942	369	1
GEORGIA	3,109	4,881	5,803	10,027	0	3,025	125	0	18,980	397	109	4
KENTUCKY	2,493	4,196	4,526	4,947	0	1,628	49	411	11,561	46	36	0
LOUISIANA	9,435	3,984	970	1,338	12,511	299	108	106	15,332	3,933	87	0
MARYLAND	N/A	5,130	4,739	2,586	7,420	0	65	688	15,498	301	9	0
MISSISSIPPI	N/A	4,521	N/A	N/A	N/A	N/A	N/A	N/A	N/A	744	70	0
MISSOURI	6,260	6,834	1,513	8,957	0	6,010	70	2,532	19,082	778	45	3
NORTH CAROLINA	131	7,778	19,594	3,556	0	0	99	1,369	24,618	657	178	5
OKLAHOMA	253	5,401	3,146	1,665	0	3,110	82	57	8,060	533	93	10
SOUTH CAROLINA	1,220	2,900	6,699	3,009	0	2,908	58	897	13,571	272	71	1
TENNESSEE	1,783	3,403	4,834	3,549	0	4,216	68	1,324	13,991	231	102	0
TEXAS (b)	11,311	42,747	32,639	16,286	16,399	1,245	415	5,561	72,545	0	411	12
VIRGINIA (b)	539	7,888	1,326	548	0	9,371	93	268	11,606	636	23	3
WEST VIRGINIA	178	N/A	513	880	0	0	14	586	1,993	230	(c)	(c)
TOTAL	40,247	129,313	110,214	65,595	36,330	45,510	1,549	15,210	274,408	15,664	1,831	42

(a) Life without the possibility of parole.

(b) This information is for FY 2004.

(c) West Virginia does not have the death penalty.

## PROJECTED COSTS OF NEW PRISONS

Data was requested from each state on the projected cost of constructing and operating a new medium security prison. According to the information received, the average size of a planned facility is 1,150 beds and the average cost is \$76.4 million. This equates to an average construction cost per bed of approximately \$66,400. Costs per bed range from \$22,393 in Mississippi to \$182,127 in Maryland.

Operation of the hypothetical average-sized medium security institution of 1,150 beds would require 270 security officers, 102 support personnel, and an annual operating budget of \$21.2 million. This equates to an average operating cost per bed of \$18,321 per year. Projected operating costs per bed ranged from \$9,668 in Mississippi to \$41,831 in Maryland.

SELECTED NEW MEDIUM SECURITY PRISONS: PROJECTED CONSTRUCTION COSTS  
(as of July 1, 2005)

	Capcy.	Construction	Design	Supervision	Contingencies	Equipment	Land	Other	Total Costs	Cost per Bed	Method of Financing
AL	2,000	\$0	\$0	\$0	\$0	\$0	\$0	\$0	\$85,000,000	\$42,500	unknown
AR	316	\$14,615,751	\$1,096,181	In construction	\$730,788	\$0	\$0	\$0	\$16,442,720	\$52,034	Bonds
FL	2,022	\$94,000,000	\$2,000,000	In construction	In construction	In construction	\$0	\$500,000	\$96,500,000	\$47,725	Cash
GA	1,000	\$45,000,000	\$2,700,000	\$950,000	\$2,500,000	\$400,000	\$400,000	\$900,000	\$52,850,000	\$52,850	Bonds
KY	961	\$81,547,284	\$2,048,929	\$0	\$0	\$1,653,468	\$620,284	\$40,377	\$85,910,342	\$89,397	Bonds
LA	500	\$14,518,685	\$871,121	\$103,092	\$844,987	\$1,575,463	\$500,000	\$0	\$18,413,348	\$36,827	Bonds
MD	912	\$130,000,000	\$11,700,000	\$3,900,000	\$6,500,000	\$3,000,000	\$10,000,000	\$1,000,000	\$166,100,000	\$182,127	Bonds
MS	1,000	\$22,392,804	\$0	\$0	\$0	\$0	\$0	\$0	\$22,392,804	\$22,393	Bonds
MO	1,204	\$84,093,483	\$6,727,479	\$3,156,505	\$8,409,348	\$0	\$0	\$0	\$102,386,815	\$85,039	lease
NC	800	\$53,200,000	\$4,800,000	In construction	\$1,740,000	In construction	N/A	\$0	\$59,740,000	\$74,675	Cash
OK	1,000	\$69,825,800	In construction	In construction	In construction	In construction	\$1,965,300	In construction	\$71,791,100	\$71,791	Bonds
SC	1,200	\$67,500,000	\$3,571,200	\$297,600	\$297,600	\$2,358,600	\$375,000	\$0	\$74,400,000	\$62,000	Bonds
TN	2,316	\$115,000,000	\$5,300,000	\$3,200,000	\$5,700,000	\$6,300,000	\$1,500,000	\$1,000,000	\$138,000,000	\$59,585	Bonds/Cash
TX	1,000	\$49,800,000	\$5,500,000	\$6,000,000	\$3,000,000	\$5,000,000	\$0	\$300,000	\$69,600,000	\$69,600	Bonds
VA	1,024	\$0	\$0	\$0	\$0	\$0	\$0	\$0	\$86,212,000	\$84,191	Bonds
WV	N/A	N/A	N/A	N/A	N/A	N/A	N/A	N/A	N/A	N/A	N/A
AVG	1,150								\$76,382,609	\$66,400	



SELECTED NEW MEDIUM SECURITY PRISONS: PROJECTED OPERATING COSTS  
(as of July 1, 2005)

STATE	Maximum Design Capacity	# Positions			Inmates Per Security Guard	Annual Operating Cost	Average Op. Cost Per Bed
		Security	Non-Security	Total			
ALABAMA	2,000	300	75	375	6.7	\$27,500,000	\$13,750
ARKANSAS	316	83	22	105	3.8	\$4,950,000	\$15,665
FLORIDA	2,022	214	1	215	9.4	\$24,144,000	\$11,941
GEORGIA	1,000	N/A	N/A	N/A	N/A	N/A	N/A
KENTUCKY	961	187	54	241	5.1	\$13,014,200	\$13,542
LOUISIANA	500	296	94	390	1.7	\$9,048,350	\$18,097
MARYLAND	912	393	148	541	2.3	\$38,150,000	\$41,831
MISSISSIPPI	1,000	159	50	209	6.3	\$9,667,889	\$9,668
MISSOURI	1,204	310	125	435	3.9	\$16,094,984	\$13,368
NORTH CAROLINA	800	N/A	N/A	N/A	N/A	N/A	N/A
OKLAHOMA	1,000	142	112	254	7.0	\$14,299,890	\$14,300
SOUTH CAROLINA	1,200	300	150	450	4.0	\$15,370,000	\$12,808
TENNESSEE	2,316	448	205	653	5.2	\$47,370,800	\$20,454
TEXAS	1,000	190	81	271	5.3	\$12,946,550	\$12,947
VIRGINIA	1,024	221	106	327	4.6	\$22,000,000	\$21,484
WEST VIRGINIA	N/A	N/A	N/A	N/A	N/A	N/A	N/A
AVERAGE	1,150	270	102	372	5.4	\$21,213,055	\$18,321

# PROBATION AND PAROLE

Several states (four) reported that the probation and/or parole functions are handled by agencies other than the corrections departments. There are over 1 million persons assigned to supervised probation in the region. Exclusive of Georgia, supervision is provided for 189,909 parolees in the region. Based on information provided by those agencies reporting, there are 14,773 probation and parole agents supervising the 1,235,615 total probationers and parolees reported in the region.

On average, there are 83.6 offenders per agent, while the cases per agent are 107.5. The number of offenders per agent ranges from 155.8 in Georgia to 48 in West Virginia. The average number of inmates, probationers, and parolees per 100,000 population was 1,637 for the southern states. Texas ranks first with 2,212 per 100,000 population and West Virginia ranks last with 325 per 100,000 population. The average expenditure per offender is \$978 per year.

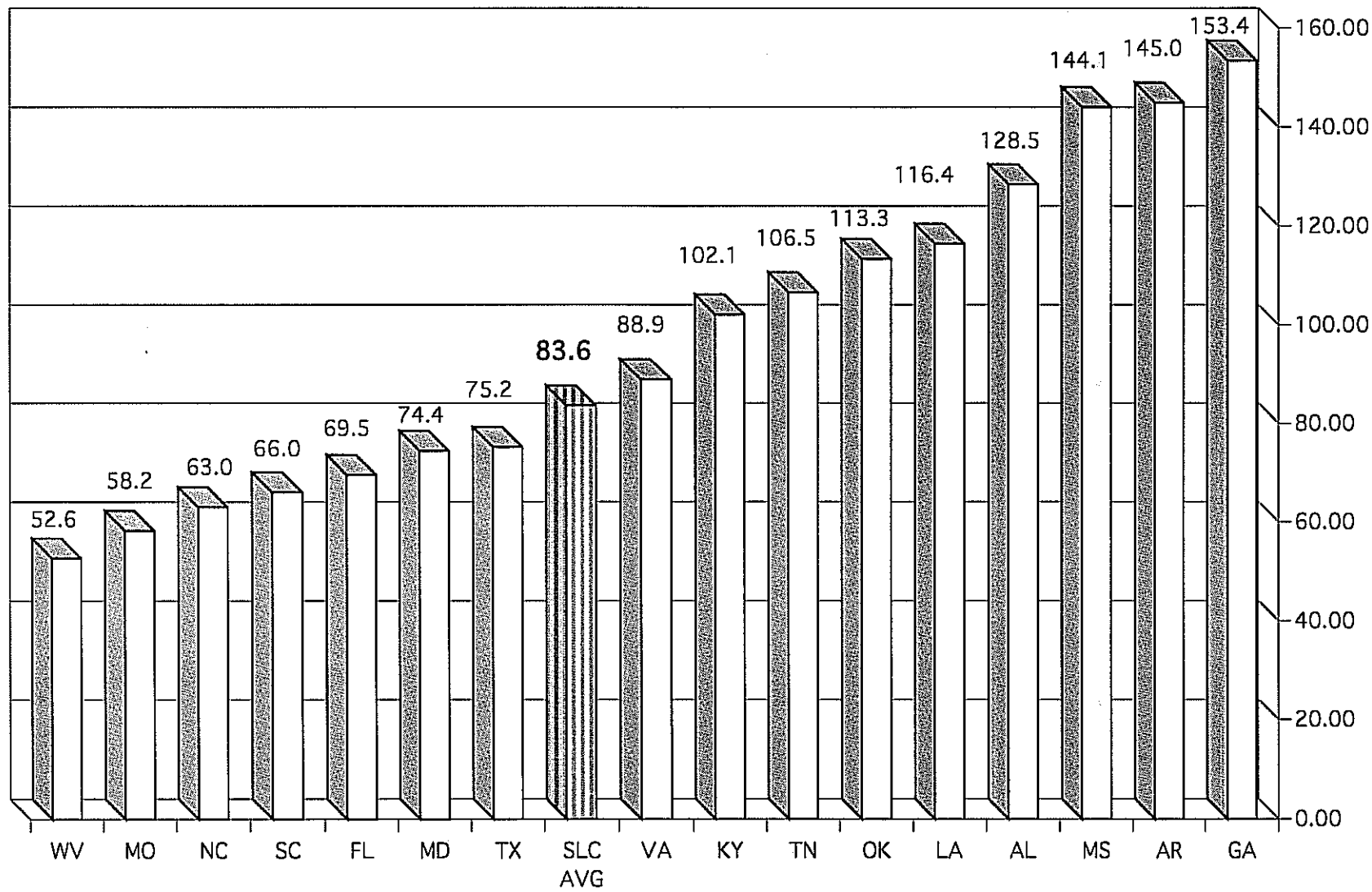
## PROBATION AND PAROLE POPULATION

		Number of Offenders			Total Offenders	Number of Agents	Offenders Per Agent	Cases per Agent
		Probationers	Parolees	Both				
ALABAMA		37,429	7,233	177	44,839	349	128.5	148.0
ARKANSAS	(a)	31,112	16,290	0	47,402	327	145.0	94.0
FLORIDA		138,991	5,223	0	144,214	2,074	69.5	41.7
GEORGIA	(b)	131,000	0	0	131,000	854	153.4	205.0
KENTUCKY		22,738	8,702	0	31,440	308	102.1	102.1
LOUISIANA		40,934	21,824	0	62,758	539	116.4	117.0
MARYLAND		40,169	9,796	0	49,965	672	74.4	100.9
MISSISSIPPI		23,504	2,428	0	25,932	180	144.1	131.0
MISSOURI		50,265	16,762	0	67,027	1,151	58.2	173.7
NORTH CAROLINA		114,071	3,540	0	117,611	1,867	63.0	N/A
OKLAHOMA		29,357	4,643	0	34,000	300	113.3	81.0
SOUTH CAROLINA	(a)	30,000	3,000	0	33,000	500	66.0	N/A
TENNESSEE	(a)	40,765	8,558	0	49,323	463	106.5	104.0
TEXAS		269,649	76,193	0	345,842	4,598	75.2	59.8
VIRGINIA		44,780	4,585	0	49,365	555	88.9	94.4
WEST VIRGINIA		763	1,132	0	1,895	36	52.6	53.0
TOTAL		1,045,527	189,909	177	1,235,613	14,773	83.6	107.5

(a) Probation and parole services are provided by a separate agency.

(b) Georgia Department of Corrections supervises only felony probationers. Parole is administered by a separate state agency, Board of Pardons and Paroles.

# OFFENDERS PER PROBATION/PAROLE AGENT



TOTAL STATE INMATES, PROBATIONERS, AND PAROLEES  
PER 100,000 POPULATION  
(As of July 1, 2005)

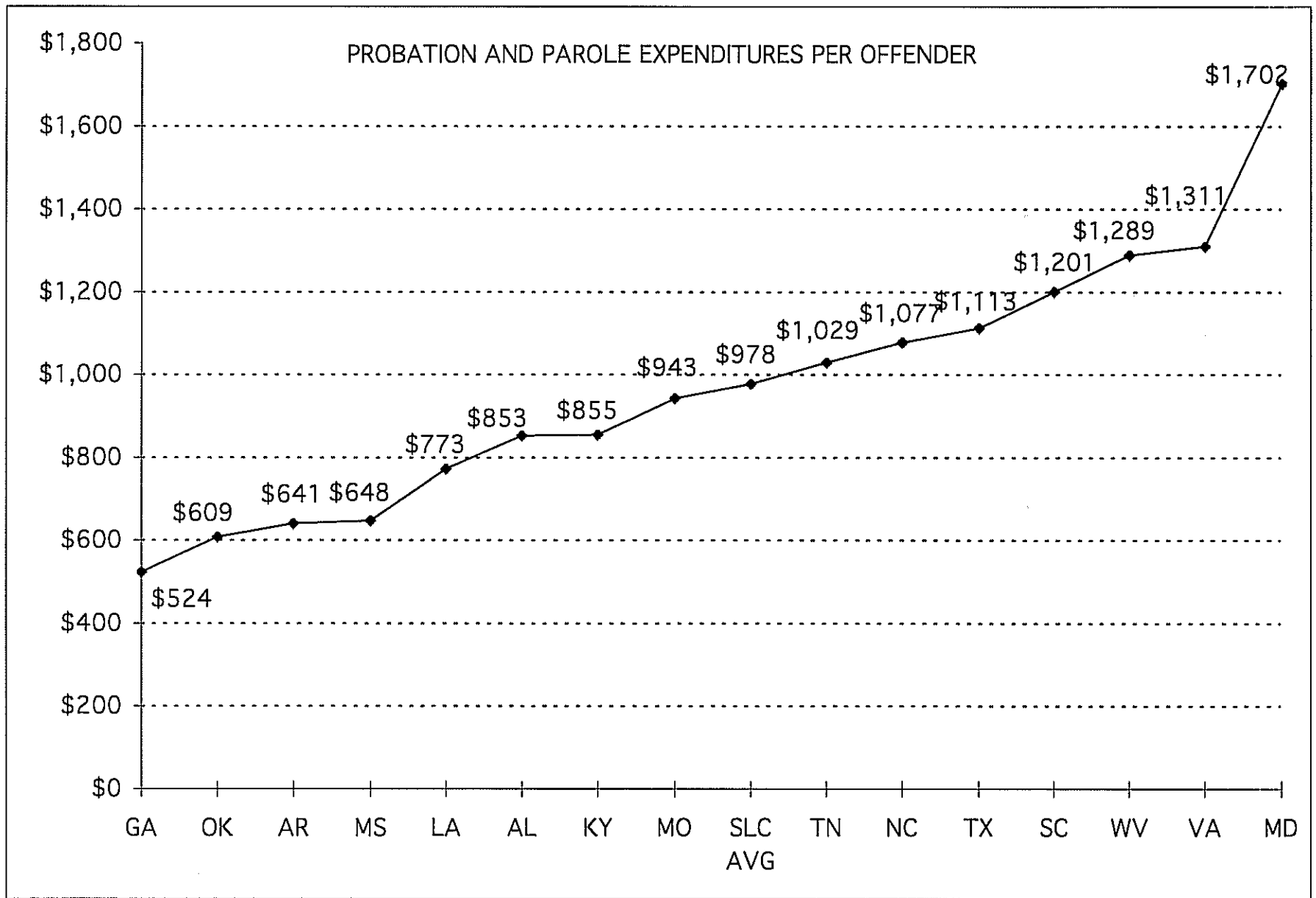
STATE	Total State Inmates	State Inmates Per 100,000 Pop.	Rank in SLC	Total Probationers & Parolees	Probationers & Parolees Per 100,000 Pop.	Rank in SLC	Total Inmates, Probationers, & Parolees	Per 100,000 Pop.	Rank in SLC
ALABAMA	24,457	540	6	44,839	990	7	69,296	1,530	9
ARKANSAS	12,627	459	9	47,402	1,722	1	60,029	2,181	2
FLORIDA	84,859	488	8	144,214	829	12	229,073	1,317	11
GEORGIA	47,746	541	5	131,000	1,484	3	178,746	2,024	3
KENTUCKY	12,348	298	14	31,440	758	14	43,788	1,056	15
LOUISIANA	19,953	442	10	62,758	1,390	4	82,711	1,832	4
MARYLAND	22,771	410	12	49,965	899	9	72,736	1,309	12
MISSISSIPPI	24,351	839	1	25,932	893	10	50,283	1,732	6
MISSOURI	30,997	539	7	67,027	1,165	6	98,024	1,703	7
NORTH CAROLINA	36,663	429	11	117,611	1,377	5	154,274	1,806	5
OKLAHOMA	23,270	660	3	34,000	965	8	57,270	1,625	8
SOUTH CAROLINA	23,163	552	4	33,000	786	13	56,163	1,338	10
TENNESSEE	19,184	325	13	49,323	836	11	68,507	1,161	13
TEXAS	151,553	674	2	345,842	1,538	2	497,395	2,212	1
VIRGINIA	31,782	426	12	49,365	662	16	81,147	1,088	14
WEST VIRGINIA	4,006	221	15	1,895	104	16	5,901	325	16
TOTAL	569,730	516		1,235,613	1,120		1,805,343	1,637	

# PROBATION AND PAROLE FUNDING

STATE	State Funds	Supervision Fees	Other Funds	Total	Exp. Per Offender	SLC Rank
ALABAMA	\$24,342,534	\$13,813,191	\$100,000	\$38,255,725	\$853	6
ARKANSAS (a)	\$20,890,309	\$7,410,855	\$2,079,560	\$30,380,724	\$641	3
FLORIDA	N/A	N/A	N/A	N/A	N/A	N/A
GEORGIA (b)	\$68,632,697	\$0	\$0	\$68,632,697	\$524	1
KENTUCKY	\$26,888,700	\$0	\$0	\$26,888,700	\$855	7
LOUISIANA	\$34,002,733	\$14,520,360	\$0	\$48,523,093	\$773	5
MARYLAND	\$76,712,504	\$100,000	\$8,251,830	\$85,064,334	\$1,702	15
MISSISSIPPI	\$8,796,056	\$8,008,410	\$0	\$16,804,466	\$648	4
MISSOURI	\$63,027,104	\$0	\$187,353	\$63,214,457	\$943	8
NORTH CAROLINA	\$126,720,028	\$0	\$0	\$126,720,028	\$1,077	10
OKLAHOMA	\$14,548,473	\$6,145,000	\$0	\$20,693,473	\$609	2
SOUTH CAROLINA (a)	\$16,900,000	\$22,300,000	\$439,543	\$39,639,543	\$1,201	12
TENNESSEE (a)	\$46,031,864	\$4,541,900	\$185,649	\$50,759,413	\$1,029	9
TEXAS	\$374,761,944	\$10,108,000	\$0	\$384,869,944	\$1,113	11
VIRGINIA	\$62,815,200	\$0	\$1,879,915	\$64,695,115	\$1,311	14
WEST VIRGINIA	\$1,981,994	\$460,544	\$0	\$2,442,538	\$1,289	13
TOTAL	\$967,052,140	\$87,408,260	\$13,123,850	\$1,067,584,250		
Average	\$64,470,143	\$8,740,826	\$1,874,836	\$71,172,283	\$978	

(a) Probation and parole services are provided by a separate agency.

(b) Figure is only for probationers and does not include parolees.





# REHABILITATION

This is the tenth year data has been compiled regarding Rehabilitation. Fifteen states reported that they have Adult Basic Education and/or Literacy programs. Also, fifteen states provide some form of Vocational Education to inmates within their system. The number of inmates receiving their GED ranged from 364 in Mississippi to 4,397 in Texas. Twelve states reported the percentage of the Corrections budget allocated to rehabilitation. They range from .51 percent in Oklahoma to 13 percent in Missouri, with a 2.77 percent average.

# INMATE REHABILITATION

State	Average Monthly Enrollment					Number Receiving GED FY 2005	% of Budget Allocated to Rehab Programs	
	Adult Basic Education	Literacy Programs	Vocational Education	Religious Guidance	On-The-Job Training			
ALABAMA	1,138	649	1,548	6,378	282	426	N/A	
ARKANSAS	2,572	4,587	344	243	0	819	(a)	
FLORIDA	3,522	834	2,477	43,500	377	737	0.85%	
GEORGIA	4,830	1,070	806	46,568	722	1,522	0.70%	
KENTUCKY	226	98	145	6,500	156	719	1.72%	
LOUISIANA	1,396	893	1,359	0	874	480	1.40%	
MARYLAND	158	21	64	8,225	0	845	2.71%	
MISSISSIPPI	914	220	404	16,769	0	364	1.70%	
MISSOURI	7,891	0	1,739	27,673	1,500	1,549	13.13%	
N. CAROLINA	2,148	(b)	2,429	968	0	1,698	N/A	
OKLAHOMA	839	665	750	1,463	2,222	1,108	0.51%	
S. CAROLINA	3,562	2,137	920	5,285	0	1,106	3.00%	
TENNESSEE	645	30	379	N/A	N/A	598	2.09%	
TEXAS	22,780	(b)	3,578	150,214	648	4,397	2.30%	(c)
VIRGINIA	1,111	3,772	2,582	2,451	N/A	847	3.10%	(d)
W. VIRGINIA	N/A	N/A	N/A	N/A	N/A	N/A	N/A	
AVERAGE	3,582	1,248	1,302	24,326	848	1,148	2.77%	

(a) Funding for the rehabilitation programs is not provided by the Department of Corrections.

(b) Adult Basic Education and Literacy program figures are combined.

(c) This figure includes the Academic/Vocational Skills, Inmate Treatment Services and Substance Abuse Treatment.

(d) Percentage includes Adult Rehabilitation and Treatment Services only.

# PRISON INDUSTRIES

All sixteen states reported maintaining a prison industries program. Total sales in all product lines were \$487 million for those programs operated by corrections departments. The operations employed 22,298 inmates, who worked an average of almost 7 hours per day. Inmate reimbursement averaged \$.57 per hour ranging from \$0.17 to \$1.00 per hour. State use laws have been enacted by most of the states, with the exception of Georgia, Kentucky, Mississippi, and Tennessee.

PRISON INDUSTRIES

State	Total Sales	Net Profit	# Inmates Employed	Inmate Pay/Hr.	Hrs./Day/ Inmate	Largest Product Lines		State Use Law	
						Line	Gross Sales	Yes	No
ALABAMA	\$15,400,000	\$3,100,000	800	\$0.22	6.5	License Plates Printing Construction/Remodel Clothing Furniture	\$3,710,000 \$1,670,000 \$1,470,000 \$1,110,000 \$860,000	x	
ARKANSAS	\$6,262,688	\$316,849	480	N/A	7.3	Clothing Furniture Janitorial Graphic Art Chair	\$1,738,715 \$1,266,287 \$1,008,416 \$733,606 \$434,305	x	
FLORIDA *	\$65,694,450	\$89,704	1,990	\$0.45	7	Services Graphics Sewn Products Agriculture Furniture	\$20,594,135 \$12,306,594 \$11,188,664 \$9,074,622 \$7,681,389	x	
*Prison Industries are operated by a private not-for-profit corporation, which was authorized by the Florida Legislature to operate and manage the prison industries for the state in 1981.									
GEORGIA	\$25,646,754	(\$254,105)	1,400	\$0.00	9	Garments Screen Print Signs Chemicals Printing Optical	\$5,437,335 \$5,086,593 \$3,256,035 \$2,702,408 \$1,620,271	x	
KENTUCKY	\$11,787,034	\$406,561	783	\$0.76	6.5	License Tags Clothing Printing Furniture Metal Fabrication	\$1,827,706 \$1,201,983 \$1,295,243 \$1,455,824 \$1,237,550		x
LOUISIANA	\$9,186,326	\$414,195	874	\$0.17	8	Garments License Tags Soaps/Chemicals Mattress/Broom/Mop Furniture/Refurbish	\$2,356,901 \$1,673,973 \$1,162,689 \$823,616 \$513,501	x	
MARYLAND	\$39,862,762	\$1,995,074	1,530	\$0.80	5.8	Meat Upholstery Tag Metal Wood Furniture	\$66,232,197 \$5,077,683 \$3,895,077 \$3,694,561 \$2,551,639	X	
MISSISSIPPI	\$6,568,094	\$629,243	488	\$0.63	7	Textile/Garment Service Work Printing Metal Fabrication Warehouse	\$2,243,136 \$1,592,751 \$1,038,069 \$707,298 \$525,089		X

PRISON INDUSTRIES

State	Total Sales	Net Profit	# Inmates Employed	Inmate Pay/Hr.	Hrs./Day/ Inmate	Largest Product Lines		State Use Law	
						Line	Gross Sales	Yes	No
MISSOURI	\$30,330,209	(\$3,384,306)	1,550	\$0.60	7	Furniture	\$8,288,896	x	
						Laundry	\$4,584,728		
						Clothing	\$4,011,668		
						Metal	\$3,470,740		
						Consumable Products	\$2,204,541		
N. CAROLINA	\$82,200,000	\$5,000,000	2,000	\$0.26	7	Meat	\$12,291,074	x	
						Sewing	\$11,376,398		
						Laundry	\$10,817,201		
						Highway Signage	\$9,026,973		
						Print Manufacturing	\$5,806,060		
OKLAHOMA	\$16,900,000	\$1,400,000	1,089	\$0.43	7	Metal Fabrication	\$4,200,000	x	
						Modular Furniture	\$2,700,000		
						Wood Furniture	\$2,200,000		
						Upholstery Furniture	\$2,100,000		
						Garments/Textiles	\$1,300,000		
S. CAROLINA	\$25,030,888	N/A	2,000	\$0.50	7	Printing	\$1,997,384	x	
						Tags	\$1,510,840		
						Apparel	\$1,470,653		
						Case Goods	\$955,606		
						Seating	\$886,618		
TENNESSEE	\$19,700,000	\$800,000	865	\$1.00	6.5	Apparel/textiles	\$5,245,178		x
						Wood Furniture	\$3,336,018		
						License Plates	\$2,506,840		
						Metal Furnishing	\$2,025,023		
						Office Panels	\$1,509,779		
TEXAS	\$77,500,000	\$1,700,000	4,530	\$0.00	N/A	Garment	\$27,700,000	x	
						Metal	\$18,200,000		
						License/Sticker	\$13,200,000		
						Furniture/Modular	\$8,500,000		
						Graphics/Printing	\$8,000,000		
VIRGINIA	\$48,406,964	\$2,348,812	1,659	\$0.77	6.13	Office Systems	\$10,768,963	X	
						Wood	\$10,401,439		
						License Tags	\$7,433,414		
						Clothing	\$6,105,655		
						Metal	\$4,274,345		
W. VIRGINIA	\$6,730,479	(\$275,819)	260	\$0.82	7	Printing	\$1,313,734	X	
						License Plates	\$994,143		
						Quick Copy	\$971,779		
						Furniture Manufacture	\$649,030		
						Central Stockroom	\$500,093		
<b>TOTAL/AVG.</b>	<b>\$487,206,648</b>	<b>\$14,286,208</b>	<b>22,298</b>	<b>\$0.57</b>	<b>6.98</b>				

# PRIVATIZATION



Privatization of services for all sixteen SLC states encompasses a wide array of services. They include, but are not limited to the following: (1) Medical and Drug Treatment Services; (2) Halfway Houses, Community Rehabilitation Centers, and Work Release Centers; (3) Food Service; and (4) Management of Prison Facilities. The total value of these services is almost \$1.5 billion serving approximately 758,639 inmates.

Also reported in the case of privatization of prison facilities is the cost per day per offender (SLC average - \$38.02) and the percentage of state inmates, relative to the entire state population, in these facilities (SLC average - 9.5%).

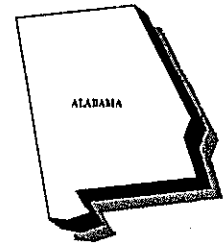
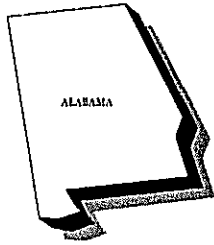
PRIVATIZATION OF SERVICES  
(FY 2004-05)

State	Type of Services	Annual Value of Service	Number of Inmates/Beds	<u>Private Prison Facilities</u>	
				Cost per day per offender	% of state inmates
Alabama	Correctional/Prisons	\$6,900,000	277	\$23.74	0.9%
	Medical	\$47,000,000	25,000		
	Mental Health	\$9,500,000	1,725		
Arkansas	Medical/Dental	\$34,700,000	13,700		
Florida	Health Services	\$150,349,000	78,643		
	Food Services	\$72,198,000	78,643		
	Canteen Operations	Revenue Generating	76,233		
	Inmates Substance Abuse	\$9,600,000	36,000		
	Probation Centers	\$1,324,738	96		
	Work Release Centers	N/A	N/A		
	Contract Substance Abuse	\$28,941,658	31,000		
	Private Prisons	\$87,116,500	4,309	\$55.39	5.0%
Georgia	Facility Operations (3)	\$73,613,200	4,640	\$43.47	10.0%
Kentucky	Medical	\$28,417,990	11,032		
	Food	\$7,611,150	11,032		
	Education	\$5,894,000	6,562		
	Private Prisons	\$26,000,000	1,000	\$35.54	6.0%
Louisiana	Community Based Rehabilitation Centers	\$3,000,337	458		
	Corrections Corp. of America-WNC	\$16,052,979	1,456	\$30.21	8.1%
	GEO Group-ALC	\$16,056,278	1,462	\$30.09	8.2%
Maryland	Medical Service	\$54,990,779	3,383		
	Food Service	\$15,902,137	7,850		
	Threshold	\$510,945	30	\$57.03	0.001%
	Dismas House East & West	\$1,553,261	89	\$56.00	0.003%
Mississippi	Private Prisons	\$58,552,730	4,705	\$34.20	35.5%
	Regional Facilities	\$34,285,896	2,739		
	Medical Services	\$33,067,715	14,500		
Missouri	Medical and Mental Health	\$86,855,174	50,079		
North Carolina	Drug Treatment	\$5,123,305	579	\$73.48	1.6%

PRIVATIZATION OF SERVICES  
(FY 2004-05)

State	Type of Services	Value of Service	Number of Inmates/Beds	<u>Private Facilities</u>	
				Cost per day per offender	% of state inmates
Oklahoma	Halfway Houses	\$14,619,257	3,321		
	Private Prisons	\$71,073,506	4,672	\$42.80	19.4%
	Contracted County Jails	\$524,705	645		
	Waiting in County Jails	\$9,830,456	1,179		
	Pharmacy Services	\$8,600,000	15,867		
	Clinical Lab Testing	\$643,656	19,179		
	Renal Dialysis	\$892,470	14		
	Physician Specialists	\$2,275,185	55,658		
South Carolina	Outside Medical	\$17,395,201	1,500		
Tennessee	Facility Operation	\$78,635,323	5,044	\$44.11	26.4%
	Medical	\$37,919,174	14,097		
	Mental Health	\$4,259,761	14,097		
	Food Service	\$12,929,683	14,097		
Texas	Private Non-Secure Facilities				
	Halfway House	\$13,200,000	1,167	\$30.91	
	Substance Abuse	\$17,000,000	1,481	\$31.50	
	Private Secure Facilities				
	Correctional Center	\$4,470,000	4,078	\$30.00	7.4%
	Lockhart Work Program	\$4,600,000	500	\$25.40	
	State Jails	\$58,100,000	7,297	\$21.82	
	Pre-Parole Transfer	\$25,200,000	2,300	\$30.06	
	Intermediate Sanction Facilities	\$15,700,000	1,400	\$30.73	
Virginia	Medical	\$44,000,000	11,000		
	Renal Dialysis Services	\$2,000,000	55		
	Pharmacy Services	\$1,200,000	20,000		
	Medical Utilization Review	\$305,000	20,000		
	Third Party Administrator	\$33,000,000	31,000		
	Food Operations	\$6,300,000	5,600		
	Transitional Therapeutic Beds	\$4,000,000	384		
	Commissary Operations	\$1,400,000	28,000		
	One Correctional Center	\$18,500,000	1,500	\$33.86	5.0%
West Virginia	Medical Services	\$16,685,546	3,863		
	Food Services	\$3,375,508	2,422		
Total/Average		\$1,443,752,203	758,639	\$38.02	9.5%

# STATE CORRECTIONS PROFILE



## SELECTED CHARACTERISTICS OF ADULT INMATES (AS OF JULY 1, 2005)

### PROFILE QUESTION

AVERAGE AGE AT COMMITMENT:

### STATE RESPONSE:

33 YEARS

TOTAL NUMBER OF INMATES 50 YEARS OR OLDER:

2,947 INMATES

AVERAGE SENTENCE FOR NEW COMMITMENTS:  
(EXCLUDING LIFE SENTENCES)

7.2 YEARS

AVERAGE TIME SERVED BY THOSE RELEASED:  
(EXCLUDING LIFE SENTENCES)

2.9 YEARS

THE THREE (3) MOST FREQUENTLY COMMITTED CRIMES FOR WHICH  
INMATES ARE CURRENTLY SERVING TIME:

- A. ROBBERY
- B. MURDER
- C. POSSESSION

### RACE AND SEX DISTRIBUTION:

PERCENTAGE WHITE

40.32%

PERCENTAGE BLACK

59.45%

PERCENTAGE HISPANIC

0.00%

PERCENTAGE OTHER

0.23%

PERCENTAGE MALE

93.10%

PERCENTAGE FEMALE

6.90%

NUMBER OF INMATES SERVING LIFE

3,452 INMATES

NUMBER OF INMATES SERVING LIFE (WITHOUT PAROLE)

1,381 INMATES

NEW COMMITMENTS TO LIFE SENTENCES:


42 INMATES

ALABAMA

# STATE CORRECTIONS PROFILE



## SELECTED CHARACTERISTICS OF ADULT INMATES (AS OF JULY 1, 2005)



### PROFILE QUESTION

INMATES SERVING DEATH SENTENCES:

INMATES EXECUTED IN FY 2005

INMATES SERVING TWENTY (20) YEARS OR MORE:  
INMATES THAT HAVE ALREADY SERVED TWENTY (20)  
YEARS OF THEIR CURRENT SENTENCE:

INMATES ADMITTED WHO WERE PAROLE VIOLATORS:  
NUMBER OF TECHNICAL PAROLE VIOLATORS:  
NUMBER OF NEW CRIME PAROLE VIOLATORS:

INMATES RELEASED FROM CUSTODY IN FY 2005 FOR THE FOLLOWING:  
EXPIRATION OF SENTENCE  
PAROLE  
GOODTIME  
PROBATION  
DEATH  
OTHER (TRANSFER, COURT ORDER, ERROR, BOND/APPEAL)  
TOTAL

METHOD IN WHICH "GOODTIME" IS CALCULATED:

IS MEDICAL-EARLY OR COMPASSIONATE RELEASE ALLOWED:  
NUMBER OF INMATES RELEASED IN FY 2005 BASED ON THE ABOVE:

INMATES BETWEEN THE AGES OF 17 AND 20:

RECIDIVISM RATE FOR TOTAL POPULATION BASE 3 YEARS AFTER RELEASE:

### STATE RESPONSE:

190 INMATES

3 INMATES

7,501 INMATES

1,470 INMATES

671 INMATES

665 INMATES

6 INMATES

2,418 INMATES

1,660 INMATES

N/A INMATES

2,693 INMATES

28 INMATES

67 INMATES

6,866 INMATES

UNKNOWN


No

0 INMATES

779 INMATES

27.3% MALE  
18.2% FEMALE

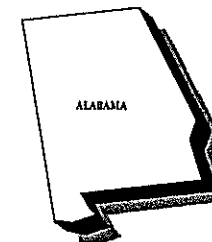
ALABAMA



## STATE CORRECTIONS PROFILE

### SELECTED CHARACTERISTICS OF ADULT INMATES

(AS OF JULY 1, 2005)



#### PROFILE QUESTION

NUMBER OF AIDS CASES:

NUMBER OF INMATES TESTED FOR HIV ANTIBODIES

TESTING OF INMATES BY CATEGORY:

ADMISSION

RANDOM

INCIDENT

HIGH RISK GROUP

SYSTEMS FREQUENCY OF TESTING:

INMATES TESTING POSITIVE FOR HIV ANTIBODIES:

ALABAMA STATE LAW REQUIRES THE SEPARATION OF ALL INMATES WITH SEXUALLY TRANSMITTED DISEASES. THEY ARE ASSIGNED TO THEIR OWN UNITS WITHIN INSTITUTIONS.

NUMBER OF KNOWN HEPATITIS C CASES:

NUMBER OF INMATES BEING TREATED FOR HEPATITIS C:

TESTING OF INMATES BY CATEGORY:

ADMISSION

RANDOM

INCIDENT

HIGH RISK GROUP

SYSTEMS FREQUENCY OF TESTING:

ALABAMA CURRENTLY DOES NOT SEGREGATE OR ISOLATE HEPATITIS C INMATES.

#### STATE RESPONSE:

28 INMATES

ALL INMATES

THIS IS REQUIRED BY STATUTE.

ALL INMATES

N/A

N/A

N/A

ADMITTING & RELEASING

256 INMATES

612 INMATES

29 INMATES

N/A

N/A

N/A

ALL INMATES

ONGOING & CONTINUOUS

ALABAMA

# STATE CORRECTIONS PROFILE

## COURT ORDER REQUIREMENTS

THE ALABAMA DEPARTMENT OF CORRECTIONS IS CURRENTLY UNDER A FEDERAL COURT ORDER FOR THE YEAR ENDING JUNE 30, 2005. THEY HAVE BEEN UNDER FEDERAL COURT ORDER SINCE 1999 AND STATE COURT ORDER SINCE 1996. THE COURT ORDER REQUIREMENTS INCLUDE: REMOVAL OF STATE READY INMATES FROM COUNTY JAILS, MENTAL HEALTH CARE, CREATION OF A SECULAR SUBSTANCE ABUSE PROGRAM, AND ADEQUATE MEDICAL CARE.

## STATE INITIATIVES

### ELDERLY OR INFIRMED INMATES

THE ALABAMA DEPARTMENT OF CORRECTIONS HOUSES AGED AND INFIRMED INMATES AT THE HAMILTON AGED AND INFIRMED CENTER IN HAMILTON, ALABAMA. THIS IS A MEDIUM CUSTODY INSTITUTION THAT HOUSES MALE INMATES IN SUCH A MANNER AS TO PROVIDE ADEQUATE SECURITY ALONG WITH THE NECESSARY MEDICAL SERVICES NEEDED BY EACH INDIVIDUAL. THE HAIC HAS AN INMATE POPULATION OF 285 AT A COST OF \$36.76 PER DAY, EXCLUDING HEALTH-CARE RELATED COSTS. THE CRITERIA FOR ENTRY INTO THE HAIC INSTITUTION IS A SIGNIFICANT PHYSICAL DEFICIT OR MEDICAL CONDITION THAT REQUIRES LONG TERM CARE. THE JULIA TUTWILER PRISON FOR WOMEN HAS UNITS FOR INMATES WHO ARE PREGNANT, HIV POSITIVE, OR AGED AND/OR INFIRMED.

### PRISON BASED SUBSTANCE ABUSE TREATMENT PROGRAMS

ALABAMA HAS WITNESSED AN INCREASE IN THE CRIME RATE ESPECIALLY AS IT RELATES TO DRUG/ALCOHOL USE. TREATMENT INTERVENTIONS ENABLE THE INMATE TO INTEGRATE BACK INTO FAMILY AND SOCIETY, BECOMING AN ASSET TO THE COMMUNITY, AND A WORKING TAXPAYER RATHER THAN A TAX LIABILITY. AN ADDITIONAL BENEFIT IS REALIZED IN A REDUCTION OF OVERCROWDING IN THE PRISON SYSTEM. ALABAMA WAS THE FIRST STATE IN THE NATION TO OPEN A PENAL FACILITY TOTALLY DEDICATED TO DRUG TREATMENT LOCATED AT VENTRESS CORRECTIONAL FACILITY IN CLAYTON, ALABAMA. INMATES HAVING BEEN ASSESSED ON ENTRY INTO THE ALABAMA DEPARTMENT OF CORRECTIONS AS NEEDING SUBSTANCE ABUSE TREATMENT ARE PLACED IN ONE OF THE FOLLOWING PROGRAMS: PRE-TREATMENT PHASE; 8 WEEK SUBSTANCE ABUSE PROGRAM; 15 WEEK DUAL DISORDERS PROGRAM; THERAPEUTIC COMMUNITY; AFTERCARE (CONTINUED RECOVERY); 6 MONTH CRIME BILL PROGRAM.

## ALABAMA

# STATE CORRECTIONS PROFILE

## STATE INITIATIVES (CONTINUED)

### PRE-RELEASE/POST-RELEASE ("REENTRY") PROGRAMS

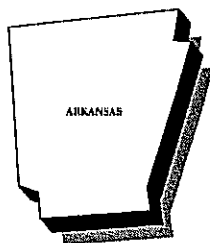
THE ALABAMA DOC OFFERS PRE-RELEASE PROGRAMS TO INMATES TRANSITIONING INTO THE COMMUNITY. THE ADOC PRE-RELEASE PROGRAMS ARE EVOLVING INTO CAREER RESOURCE CENTERS. ACTIVITIES AND RESOURCES AVAILABLE IN THE CENTERS INCLUDE: 1) INFORMATION ABOUT CAREER DEVELOPMENT GOALS, 2) INFORMATION ON EDUCATION, WORK, AND COMMUNITY RESOURCES, 3) DEVELOPMENT OF JOB SKILLS, 4) DEVELOPMENT OF FINANCIAL MANAGEMENT SKILLS, 5) INFORMATION ON TRANSPORTATION, AND 6) INFORMATION ON ROLES AND RELATIONSHIPS. EACH INSTITUTION USES A LOCALLY DEVELOPED PROGRAM AS A FOUNDATION. THE INSTITUTION TAILORS THE PROGRAM TO MEET THEIR NEEDS, AVAILABLE FUNDING, AND LOCAL REQUIREMENTS. ASSISTANCE IS GIVEN IN FINDING HALFWAY HOUSES, GROUP HOMES, OR OTHER SERVICES.

### CONCERNS WITH AGING ADULT CORRECTIONAL FACILITIES

WITH THE AGE OF THE ALABAMA INSTITUTIONS RANGING UP TO 60 TO 75 YEARS, INSTITUTION MAINTENANCE IS A CONSTANT DEMAND ON FUNDING, MANPOWER, TIME, AND MATERIALS. ALABAMA HAS 19 CORRECTIONAL FACILITIES, 12 COMMUNITY WORK CENTERS, 10 WORK RELEASE CENTERS, AND 1 BOOT CAMP. THE NEWEST FACILITY IS 5 YEARS OLD AND THE AVERAGE AGE OF FACILITIES IS 28.

ALABAMA





## STATE CORRECTIONS PROFILE

### SELECTED CHARACTERISTICS OF ADULT INMATES (AS OF JULY 1, 2005)



#### PROFILE QUESTION

AVERAGE AGE AT COMMITMENT:

TOTAL NUMBER OF INMATES 50 YEARS OR OLDER:

AVERAGE SENTENCE FOR NEW COMMITMENTS:  
(EXCLUDING LIFE SENTENCES)

AVERAGE TIME SERVED BY THOSE RELEASED:  
(EXCLUDING LIFE SENTENCES)

THE THREE (3) MOST FREQUENTLY COMMITTED CRIMES FOR WHICH  
INMATES ARE CURRENTLY SERVING TIME:

#### RACE AND SEX DISTRIBUTION:

PERCENTAGE WHITE

PERCENTAGE BLACK

PERCENTAGE HISPANIC

PERCENTAGE OTHER

PERCENTAGE MALE

PERCENTAGE FEMALE

NUMBER OF INMATES SERVING LIFE

NUMBER OF INMATES SERVING LIFE (WITHOUT PAROLE)

NEW COMMITMENTS TO LIFE SENTENCES:

#### STATE RESPONSE:

34.7 YEARS

727 INMATES

6.5 YEARS

2.7 YEARS

A. CONTROLLED SUBSTANCE

B. SEXUAL OFFENSES

C. HOMICIDE

55.40%

43.20%

1.00%

0.40%

91.90%

8.10%

1,100 INMATES

583 INMATES


51 INMATES

ARKANSAS

# STATE CORRECTIONS PROFILE



## SELECTED CHARACTERISTICS OF ADULT INMATES (AS OF JULY 1, 2005)



### PROFILE QUESTION

INMATES SERVING DEATH SENTENCES:

INMATES EXECUTED IN FY 2005

INMATES SERVING TWENTY (20) YEARS OR MORE:

INMATES THAT HAVE ALREADY SERVED TWENTY (20)

YEARS OF THEIR CURRENT SENTENCE:

INMATES ADMITTED WHO WERE PAROLE VIOLATORS:

NUMBER OF TECHNICAL PAROLE VIOLATORS:

NUMBER OF NEW CRIME PAROLE VIOLATORS:

INMATES RELEASED FROM CUSTODY IN FY 05 FOR THE FOLLOWING:

EXPIRATION OF SENTENCE

PAROLE

GOODTIME

PROBATION

DEATH

OTHER (COURT ORDER, ESCAPES, OUT ON BOND)

TOTAL

METHOD IN WHICH "GOODTIME" IS CALCULATED:

IS MEDICAL-EARLY OR COMPASSIONATE RELEASE ALLOWED:

NUMBER OF INMATES RELEASED IN FY 05 BASED ON THE ABOVE:

INMATES BETWEEN THE AGES OF 17 AND 20:

RECIDIVISM RATE FOR TOTAL POPULATION BASE 3 YEARS AFTER RELEASE:

### STATE RESPONSE:

38 INMATES

0 INMATES

2,588 INMATES

548 INMATES

2,749 INMATES

2,501 INMATES

248 INMATES

957 INMATES

6,513 INMATES

0 INMATES

0 INMATES

65 INMATES

688 INMATES

8,223 INMATES

N/A

Yes

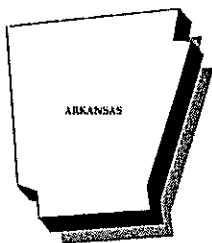
N/A

466 INMATES

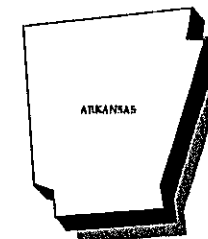
51.40%

ARKANSAS

## STATE CORRECTIONS PROFILE



### SELECTED CHARACTERISTICS OF ADULT INMATES (AS OF JULY 1, 2005)



#### PROFILE QUESTION

NUMBER OF AIDS CASES:

NUMBER OF INMATES TESTED FOR HIV ANTIBODIES

TESTING OF INMATES BY CATEGORY:

ADMISSION

RANDOM

INCIDENT

HIGH RISK GROUP

SYSTEMS FREQUENCY OF TESTING:

INMATES TESTING POSITIVE FOR HIV ANTIBODIES:

THE ARKANSAS DEPARTMENT OF CORRECTIONS DOES SEGREGATE AIDS OR HIV INFECTED INMATES.

NUMBER OF KNOWN HEPATITIS C CASES:

NUMBER OF INMATES BEING TREATED FOR HEPATITIS C:

TESTING OF INMATES BY CATEGORY:

ADMISSION

RANDOM

INCIDENT

HIGH RISK GROUP

SYSTEMS FREQUENCY OF TESTING:

ARKANSAS CURRENTLY DOES NOT SEGREGATE OR ISOLATE HEPATITIS C INMATES.

#### STATE RESPONSE:

24 INMATES

4,319 INMATES

ALL INMATES

N/A

N/A

N/A

UPON INTAKE, REQUEST, OR PROVIDER

97 INMATES

618 INMATES

3

N/A

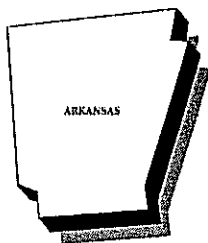
N/A

N/A

YES

UPON IDENTIFICATION OF HIGH RISK ACTIVITY


ARKANSAS



## STATE CORRECTIONS PROFILE

### COURT ORDER REQUIREMENTS

THE ARKANSAS DEPARTMENT OF CORRECTIONS IS NOT CURRENTLY UNDER A FEDERAL OR STATE COURT ORDER DURING THE YEAR ENDING JUNE 30, 2005.



### STATE INITIATIVES

#### ELDERLY OR INFIRMED INMATES

THE ARKANSAS DEPARTMENT OF CORRECTIONS DOES ACCOMMODATE THOSE INMATES WHO EXHIBIT "SPECIAL NEEDS," WHETHER ATTRIBUTABLE TO A FACTOR OF AGE, CLINICAL, OR PHYSICAL DEBILITY. THESE TYPES OF CASES ARE HOUSED WITHIN TWO SEPARATE MEDICAL LIVING AREAS, WHICH ACCOUNT FOR A MAXIMUM OF 120 BEDS (MALE) AND TWO SEPARATE MENTAL HEALTH LIVING AREAS ACCOUNTING FOR A MAXIMUM OF 98 BEDS (MALE); "SPECIAL NEEDS" FEMALE BEDS ARE LIMITED TO A MAXIMUM OF 4 DEDICATED MEDICAL AND 11 DEDICATED MENTAL BEDS. "SPECIAL NEED" BEDS ARE AN ACTIVE COMPONENT OF THE AGENCY'S IMPENDING LEGISLATIVE AGENDA, REQUESTING FUNDING TO CONSTRUCT, OPEN, AND OPERATE A 700-800 BED FACILITY.

#### PRISON-BASED SUBSTANCE ABUSE TREATMENT PROGRAMS

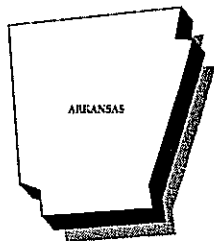
THE ARKANSAS DEPARTMENT OF CORRECTIONS HAS SIX SUBSTANCE ABUSE TREATMENT PROGRAMS (SATP), WHICH ARE 3-4 MONTHS IN LENGTH AND ONE BOOT CAMP PROGRAM (280 TOTAL BEDS MONTHLY). STATE FUNDS FOR SATP TOTAL \$194,500. FEDERAL RSAT COVERS THE THREE 9-12 MONTH THERAPEUTIC COMMUNITY PROGRAMS (215 BEDS MONTHLY). THE CURRENT RSAT GRANT IS BROKEN DOWN BETWEEN FEDERAL MONIES (\$176,058) AND STATE MATCH (\$29,340). ARKANSAS DOC EVALUATES EFFECTIVENESS THROUGH DRUG TESTING, CLINICAL SUPERVISION, MONTHLY PROGRESS REVIEWS WHILE IN TREATMENT, NUMBER OF VALID GRIEVANCES, CLIENT EVALUATIONS, STATE LICENSURE REVIEWS AND RE-ARREST RATES AFTER RELEASE.

#### PRE-RELEASE/POST-RELEASE ("REENTRY") PROGRAMS

THE ARKANSAS DEPARTMENT OF CORRECTIONS OFFERS TWO PRE-RELEASE PROGRAMS. THEY HAVE TECHNICAL PAROLE VIOLATORS (TPV), WHICH IS A 60 DAY PROGRAM THAT DEALS WITH PAROLE REVOCATIONS. THE OTHER IS THE SUBSTANCE ABUSE TREATMENT PROGRAM (SATP), WHICH IS A 3-4 MONTH PROGRAM THAT IS THE MAINSTAY SUBSTANCE ABUSE PROGRAM OF THE DEPARTMENT.

## ARKANSAS

## STATE CORRECTIONS PROFILE



### STATE INITIATIVES (CONTINUED)

#### CONCERNS WITH AGING ADULT CORRECTIONAL FACILITIES

ARKANSAS DOC HAS 19 FACILITIES. THE OLDEST IS OVER 103 YEARS OLD, WHILE THE NEWEST FACILITY IS 2 YEARS OLD AND THE AVERAGE AGE OF THE ARKANSAS FACILITIES IS 27.

### ARKANSAS DEPARTMENT OF COMMUNITY CORRECTIONS


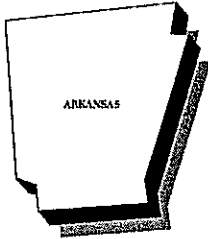
IN ADDITION TO THE ADULT INMATE POPULATION INCARCERATED AND REPORTED BY THE ARKANSAS DEPARTMENT OF CORRECTIONS, ARKANSAS CURRENTLY HAS IN OPERATION FIVE RESIDENTIAL BASED FACILITIES WHICH HOUSE MINIMUM-SECURITY INMATES WITH FELONY SENTENCES NOT EXCEEDING TWO YEARS. IN AN EFFORT TO INCLUDE THIS POPULATION IN THE SURVEY FOR INFORMATION PURPOSES ONLY, THE FOLLOWING DATA HAS BEEN SUBMITTED:

THIS POPULATION TOTALED 1,014 AS OF JULY 1, 2004 AND 1,281 AS OF JULY 1, 2005. THE PROJECTED INMATE POPULATION IS 1,765 IN YEAR 2010 AND 2,485 IN 2015. THE MAXIMUM DESIGNED CAPACITY WAS 1,015 ON JULY 1, 2004 AND 1,365 ON JULY 1, 2005. THE OPERATING BUDGET FOR FY 2004-05 IS \$52.7 MILLION WITH AN AVERAGE COST PER DAY PER INMATE OF \$45.28. THESE FIGURES REFLECT ONLY THE DEPARTMENT OF COMMUNITY CORRECTIONS. ON JULY 1, 2005 THERE WERE 193 FILLED CORRECTIONAL OFFICER POSITIONS OUT OF 269 ESTABLISHED CORRECTIONAL OFFICER POSITIONS. THE ENTRY-LEVEL BASE ANNUAL SALARY OF A CORRECTIONAL OFFICER ON JULY 1, 2005 WAS \$21,194. ONE-HUNDRED AND SIXTY HOURS OF CLASSROOM TRAINING IS REQUIRED WITH AN ADDITIONAL 40 HOURS OF ON-THE-JOB TRAINING AND 40 HOURS OF IN-SERVICE TRAINING PER YEAR. THE TURNOVER RATE FOR CORRECTIONAL OFFICERS IS 22%.

ARKANSAS

## STATE CORRECTIONS PROFILE

### ARKANSAS DEPARTMENT OF COMMUNITY CORRECTIONS (CONTINUED)



THE AVERAGE AGE AT COMMITMENT OF INMATES IS 32 YEARS WITH 25 INMATES BEING 50 YEARS OR OLDER. THE THREE MOST FREQUENTLY COMMITTED CRIMES FOR WHICH INMATES ARE CURRENTLY SERVING ARE #1 DRUG RELATED, #2 THEFT, AND #3 FORGERY. THE RACE AND SEX DISTRIBUTION IS 77% WHITE, 20% BLACK, 2% HISPANIC, AND 1% OTHER, OF WHICH 77% ARE MALES AND 23% ARE FEMALES. THE NUMBER OF INMATES RELEASED FROM CUSTODY IN FISCAL YEAR 2005 FOR EXPIRATION OF SENTENCE WAS 79, PAROLE 1,265, PROBATION 201, OTHER (DETAINERS, TRANSFERS) 144, AND DEATHS 2, FOR A TOTAL OF 1,653. THERE WERE 2 AIDS CASES WITH 634 INMATES BEING TESTED FOR HIV ANTIBODIES AND 29 TESTING POSITIVE FOR HIV. THERE WERE 93 KNOWN HEPATITIS C CASES WITH ALL 33 BEING TREATED. ALL INMATES ARE TESTED UPON ADMISSION. NEITHER AIDS OR HEPATITIS C INMATES ARE SEGREGATED.

THE NUMBER OF INMATES BETWEEN THE AGE OF 17 AND 20 YEARS OLD IS 11 INMATES. THE NUMBER OF ASSAULTS ON INMATES BY OTHER INMATES WAS 0 AND 0 INMATE ASSAULTS ON STAFF. NO DEATHS RESULTED FROM VIOLENT INCIDENTS AND 1 ESCAPE WAS MADE WITH 0 INMATES STILL AT LARGE.

#### PRE-RELEASE/POST-RELEASE ("REENTRY") PROGRAMS

THE ARKANSAS DEPARTMENT OF COMMUNITY CORRECTIONS HAS A PRE-RELEASE PROGRAM THAT STARTS 3 MONTHS BEFORE AN OFFENDER IS RELEASED TO THE COMMUNITY. A PAROLE OFFICER, COUNSELOR AND OTHER DCC STAFF AGREE ON AN AFTER-CARE PLAN FOR THE OFFENDER. PROGRAM PARTICIPANTS RECEIVE SUBSTANCE ABUSE, MENTAL HEALTH, TRANSITIONAL LIVING, EDUCATIONAL DETERMINATIONS, AND OTHER SERVICES IDENTIFIED IN THE AFTER-CARE PLAN. ARKANSAS RECEIVED \$2 MILLION FOR THE SERIOUS AND VIOLENT OFFENDER REENTRY PROGRAM; A PORTION OF THIS FUNDING IS DEDICATED TO THE DCC PRE-RELEASE PROGRAM.

#### COMMUNITY CORRECTIONS CENTERS

CENTRAL ARKANSAS - 45 YEARS OLD

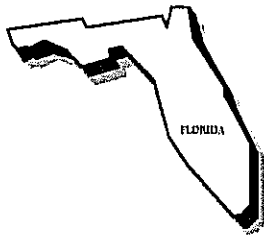
SOUTHEAST ARKANSAS - 37 YEARS OLD

SOUTHWEST ARKANSAS - 70 YEARS OLD

NORTHEAST ARKANSAS - 6 YEARS OLD

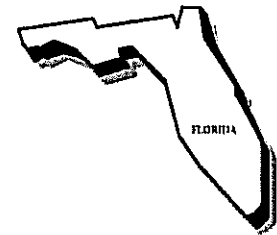
OMEGA TECHNICAL VIOLATOR CENTER - 6 MONTHS OLD

ARKANSAS



## STATE CORRECTIONS PROFILE

### SELECTED CHARACTERISTICS OF ADULT INMATES (AS OF JULY 1, 2005)



#### PROFILE QUESTION

AVERAGE AGE AT COMMITMENT:

TOTAL NUMBER OF INMATES 50 YEARS OR OLDER:

AVERAGE SENTENCE FOR NEW COMMITMENTS:  
(EXCLUDING LIFE SENTENCES)

AVERAGE TIME SERVED BY THOSE RELEASED:  
(EXCLUDING LIFE SENTENCES)

THE THREE (3) MOST FREQUENTLY COMMITTED CRIMES FOR WHICH  
INMATES ARE CURRENTLY SERVING TIME:

#### RACE AND SEX DISTRIBUTION:

PERCENTAGE WHITE

PERCENTAGE BLACK

PERCENTAGE HISPANIC

PERCENTAGE OTHER

PERCENTAGE MALE

PERCENTAGE FEMALE

NUMBER OF INMATES SERVING LIFE

NUMBER OF INMATES SERVING LIFE (WITHOUT PAROLE)

NEW COMMITMENTS TO LIFE SENTENCES:

#### STATE RESPONSE:

33.2 YEARS

2,115 INMATES

4.6 YEARS

3.0 YEARS

- A. SALE, MANUFACTURING, PURCHASE DRUGS
- B. ROBBERY WITH A WEAPON
- C. BURGLARY OF DWELLING

39.10%

50.50%

9.70%

0.60%

93.30%

6.70%

4,421 INMATES

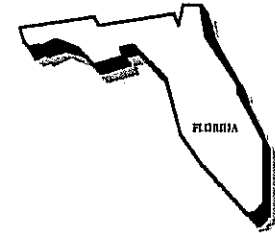
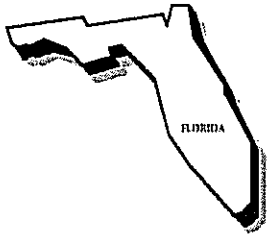
4,942 INMATES

477 INMATES

FLORIDA

# STATE CORRECTIONS PROFILE

## SELECTED CHARACTERISTICS OF ADULT INMATES (AS OF JULY 1, 2005)



### PROFILE QUESTION

INMATES SERVING DEATH SENTENCES:

INMATES EXECUTED IN FY 2005

INMATES SERVING TWENTY (20) YEARS OR MORE:  
INMATES THAT HAVE ALREADY SERVED TWENTY (20)  
YEARS OF THEIR CURRENT SENTENCE:

INMATES ADMITTED WHO WERE PAROLE VIOLATORS:  
NUMBER OF TECHNICAL PAROLE VIOLATORS:  
NUMBER OF NEW CRIME PAROLE VIOLATORS:

INMATES RELEASED FROM CUSTODY IN FY 05 FOR THE FOLLOWING:

EXPIRATION OF SENTENCE

PAROLE

GOODTIME

PROBATION

DEATH

OTHER

TOTAL

### STATE RESPONSE:

369 INMATES

1 INMATE

19,561 INMATES

3,074 INMATES

115 INMATES

112 INMATES

3 INMATES

20,537 INMATES

74 INMATES

0 INMATES

11,005 INMATES

210 INMATES

656 INMATES

32,482 INMATES

IS MEDICAL-EARLY OR COMPASSIONATE RELEASE ALLOWED:

Yes

THE FLORIDA PAROLE COMMISSION IN CONJUNCTION WITH THE DEPARTMENT OF CORRECTIONS WILL CONSIDER AN INMATE ELIGIBLE FOR RELEASE UNDER THE CONDITIONAL MEDICAL RELEASE PROGRAM WHEN THE INMATE, BECAUSE OF AN EXISTING MEDICAL OR PHYSICAL CONDITION, IS DETERMINED TO BE PERMANENTLY INCAPACITATED OR TERMINALLY ILL.

NUMBER OF INMATES RELEASED IN FY 2005 BASED ON THE ABOVE:

10 INMATES

INMATES BETWEEN THE AGES OF 17 AND 20:

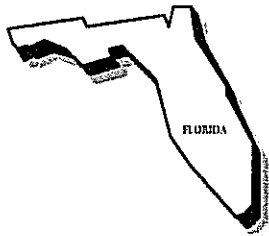
3,078 INMATES

RECIDIVISM RATE FOR TOTAL POPULATION BASE 3 YEARS AFTER RELEASE:

44.70%

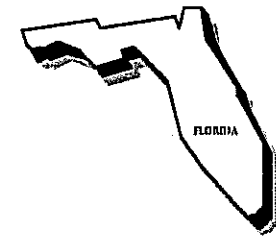
FLORIDA





## STATE CORRECTIONS PROFILE

### SELECTED CHARACTERISTICS OF ADULT INMATES (AS OF JULY 1, 2005)



#### PROFILE QUESTION

NUMBER OF AIDS CASES:

NUMBER OF INMATES TESTED FOR HIV ANTIBODIES

#### TESTING OF INMATES BY CATEGORY:

ADMISSION

RANDOM

INCIDENT

HIGH RISK GROUP

#### SYSTEMS FREQUENCY OF TESTING:

INMATES TESTING POSITIVE FOR HIV ANTIBODIES:

THE FLORIDA DEPARTMENT OF CORRECTIONS DOES NOT SEGREGATE OR ISOLATE HIV-INFECTED INMATES.

NUMBER OF KNOWN HEPATITIS C CASES:

NUMBER OF INMATES BEING TREATED FOR HEPATITIS C:

#### TESTING OF INMATES BY CATEGORY:

ADMISSION

RANDOM

INCIDENT

HIGH RISK GROUP

#### SYSTEMS FREQUENCY OF TESTING:

THE FLORIDA DEPARTMENT OF CORRECTIONS DOES NOT SEGREGATE OR ISOLATE HEPATITIS C INFECTED INMATES.

#### STATE RESPONSE:

514 INMATES

63,620 INMATES

N/A

N/A

N/A

N/A

RELEASE, REQUEST, CAUSE

1,419 INMATES

3,035 INMATES

3,035 INMATES

N/A

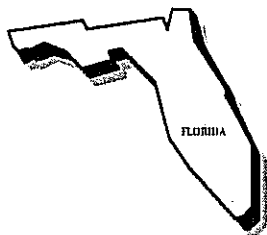
N/A

N/A

N/A

REQUEST & CAUSE

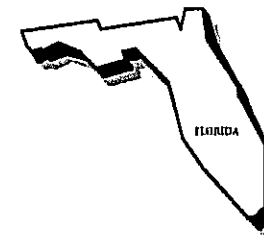
FLORIDA



## STATE CORRECTIONS PROFILE

### COURT ORDER REQUIREMENTS

THE FLORIDA DEPARTMENT OF CORRECTIONS IS NOT UNDER A FEDERAL OR STATE COURT ORDER DURING THE YEAR ENDING JUNE 30, 2005.



### STATE INITIATIVES

#### ELDERLY OR INFIRMED INMATES

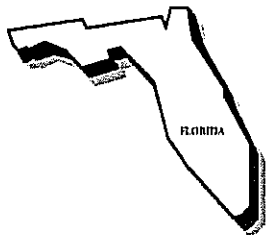
THE FLORIDA DEPARTMENT OF CORRECTIONS DEFINES ELDERLY INMATES AS ALL THOSE AGED 50 YEARS AND OLDER. AS OF JULY 2005, ELDERLY INMATES WHO DO NOT HAVE SPECIAL NEEDS CAN BE ASSIGNED TO ANY ADULT INSTITUTION; HOWEVER, THOSE WITH SPECIAL NEEDS ARE ASSIGNED TO FOUR CORRECTIONAL FACILITIES - RIVER JUNCTION WORK CAMP (353 INMATES), UNION CORRECTIONAL INSTITUTION (2,050 INMATES), ZEPHYRHILLS CORRECTIONAL INSTITUTION (691 INMATES), AND SOUTH FLORIDA RECEPTION CENTER SOUTH UNIT (564 INMATES). THERE ARE TWO CATEGORIES OF ELDERLY FACILITIES: ELDERLY INMATES (50+) AND ELDERLY OFFENDERS (59+).

AS OF JUNE 30, 2005, 11.6% (9,883) OF THE 84,901 INMATES IN THE STATUS POPULATION WAS AGE 50 OR OLDER.

#### PRISON BASED SUBSTANCE ABUSE TREATMENT PROGRAMS

ON JULY 1, 2000, THE FLORIDA DEPARTMENT OF CORRECTIONS IMPLEMENTED MANDATORY SUBSTANCE ABUSE PROGRAM PARTICIPATION FOR INMATES MEETING SELECT CRITERIA. AN AUTOMATED SCREENING AND PRIORITY PLACEMENT SYSTEM WAS IMPLEMENTED TO IDENTIFY INMATES MEETING THE CRITERIA FOR THE PROGRAM AND TO PRIORITIZE THEM BASED ON RISK TO PUBLIC SAFETY AND SEVERITY OF ADDICTION. \$7.8 MILLION OF STATE FUNDS WERE SPENT FOR CONTRACTED SUBSTANCE ABUSE PROGRAM SERVICES AT PUBLIC FACILITIES.

FLORIDA



## STATE CORRECTIONS PROFILE

### STATE INITIATIVES (CONTINUED)



#### PRISON BASED SUBSTANCE ABUSE TREATMENT PROGRAMS

FLORIDA'S SUBSTANCE ABUSE PROGRAMS OFFERED:

- PREVENTION PROGRAMMING (Tier 1 - 1 LOCATION): VOLUNTARY SUBSTANCE ABUSE PROGRAM FOR ADULT AND YOUTHFUL OFFENDER FEMALE INMATES.
- INTENSIVE OUTPATIENT PROGRAMMING (MODALITY 1 - 20 LOCATIONS): 4-6 MONTH OUTPATIENT (W/IN PRISON SETTING) PROGRAM AT DESIGNED INSTITUTIONS FOR 1/2 DAY AT LEAST 4 DAYS A WEEK WITH A MINIMUM OF 12 HOURS OF COUNSELOR-SUPERVISED ACTIVITIES.
- RESIDENTIAL THERAPEUTIC COMMUNITY (MODALITY 2 - 6 LOCATIONS): 9-12 MONTH PROGRAM HOUSED WITHIN INSTITUTION OR A DESIGNATED COMMUNITY-BASED FACILITY.
- PROGRAM CENTER (CONTINUUM OF SERVICES - 3 LOCATIONS): MODIFIED THERAPEUTIC COMMUNITY TO PROVIDE PREVENTION, OUTPATIENT, AND AFTERCARE SERVICES, AS WELL AS EDUCATION/VOCATIONAL SERVICES.

#### PRE-RELEASE/POST-RELEASE ("REENTRY") PROGRAMS

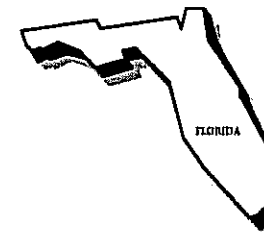
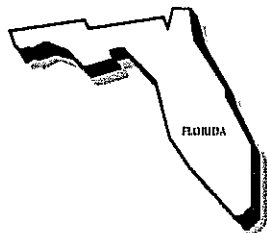
IN FY 2004-05, 31,537 OFFENDERS WERE RELEASED FROM FLORIDA'S PRISONS. THE DEPARTMENT DOES HAVE PRE-RELEASE PROGRAMS AND PROVIDES POST-RELEASE ASSISTANCE FOR INMATES TO FACILITATE A SMOOTH TRANSITION FROM PRISON TO THE COMMUNITY. THESE PROGRAMS PROVIDE INMATES WITH EDUCATIONAL, VOCATIONAL, AND LIFE SKILLS TRAINING. THESE PROGRAMS ARE FUNDED THROUGH A COMBINATION OF GENERAL REVENUE AND GRANT FUNDING SOURCES.

1. 100-HOUR TRANSITION PROGRAM IS A STATUTORILY MANDATED COMPREHENSIVE TRANSITION PROGRAM THAT COVERS JOB READINESS AND LIFE MANAGEMENT SKILLS. THIS TRAINING IS PROVIDED TO ALL INMATES WITHIN 12 MONTHS OF THEIR RELEASE FROM A FLORIDA PRISON.
2. FLORIDA DEPARTMENT OF CORRECTIONS OFFERS 31 DIFFERENT VOCATIONAL TRADES TO INMATES ENROLLED IN VOCATIONAL EDUCATION AT 28 CORRECTIONAL FACILITIES.
3. A FEDERAL GRANT (SPECTER GRANTS FOR YOUTHFUL OFFENDERS PROGRAM) THAT PROVIDES POST-SECONDARY VOCATIONAL TRAINING FOR YOUTHFUL OFFENDERS 25 YEARS OF AGE AND UNDER THROUGH PRIVATE CONTRACTORS AND ACCREDITED POST-SECONDARY EDUCATION INSTITUTIONS.
4. IN FY 04-05, THERE WERE 2,286 COMPLETIONS IN MANDATORY LITERACY, ADULT BASIC EDUCATION, AND GED COURSES.
5. PROJECT RECONNECT SELECTS INMATES TO RECEIVE ASSISTANCE UPON RELEASE WITH EMPLOYMENT AND LINKAGES TO COMMUNITY RESOURCES TO HELP THEM EASE THE TRANSITION FROM PRISON TO THE COMMUNITY. PROJECT RECONNECT CONDUCTS JOB FAIRS AND CAREER EXPLORATION SEMINARS AROUND THE STATE.

### FLORIDA

# STATE CORRECTIONS PROFILE

## STATE INITIATIVES (CONTINUED)

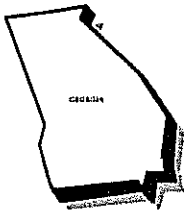


6. WORKFORCE FLORIDA ESTABLISHES COOPERATIVE RELATIONSHIPS WITH WORKFORCE BOARDS AND ONE-STOP CENTERS TO FACILITATE STATEWIDE JOB PLACEMENTS AND COMMUNITY RESOURCE REFERRALS FOR EX-INMATES.
7. THE FLORIDA SAFETY COUNCIL MEMORANDUM OF AGREEMENT PROVIDES ADVANCED DRIVER INSTRUCTION FOR INMATES WITH A SUSPENDED, REVOKED, OR EXPIRED DRIVER'S LICENSE.
8. THE FAITH BASED SUBSTANCE ABUSE POST-RELEASE TRANSITIONAL HOUSING PROGRAM PROVIDES UP TO 400 BEDS FOR INMATES BEING RELEASED FROM THE DEPARTMENT.
9. THE FAITH BASED DORMITORY PROGRAM IS A 12-MONTH VOLUNTARY PROGRAM THAT SEEKS TO UNITE CORRECTIONS AND THE FAITH COMMUNITY TO EFFECT AN INNER TRANSFORMATION OF INMATES.
10. THE SERIOUS AND VIOLENT OFFENDER REENTRY PROGRAM IS A GRANT AWARDED BY THE US DEPARTMENT OF JUSTICE TO REDUCE RECIDIVISM, INCREASE PUBLIC SAFETY, AND SUCCESSFULLY REINTEGRATE OFFENDERS BACK INTO THE COMMUNITY.
11. LIFERS PROGRAM (MEN GOING HOME) PROVIDES BETTERMENT SERVICES TO MALE INMATES SENTENCED TO LIFE IN PRISON PRIOR TO 1983. THE PROGRAM ASSISTS THE INMATES TO UNDERSTAND THE CAUSES OF DRUG ADDICTION. INMATES ARE ASSISTED WITH BEHAVIOR, ATTITUDES, VALUES, PERSONAL EFFECTIVENESS AND RESPONSIBLE DECISION-MAKING. THE FOCUS IS TO ASSIST INMATES WHO HAVE BEEN INCARCERATED 25 YEARS OR LONGER PREPARE FOR COMMUNITY REENTRY.
12. OPERATION NEW HOPE PROVIDES RE-ENTRY SERVICES TO ELIGIBLE INMATES AGES 18-34, WHO HAVE BEEN SENTENCED AND SERVED TIME FOR NON-VIOLENT AND NON-SEXUAL FELONY OFFENSES.
13. M.A.D. DADS OF GREATER OCALA (MEN AGAINST DESTRUCTION - DEFENDING AGAINST DRUGS AND SOCIAL DISORDERS) ENABLES INMATES AND EX-INMATES TO PARTICIPATE IN TRANSITION AND RESIDENTIAL PROGRAMS INTENDED TO FACILITATE REENTRY INTO THE COMMUNITY.

### CONCERNS WITH AGING ADULT CORRECTIONAL FACILITIES

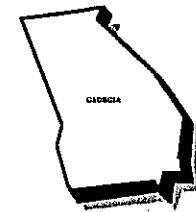
FLORIDA HAS OVER 70 CORRECTIONAL INSTITUTIONS WITH THEM RANGING IN AGE FROM 90 YEARS OLD TO ONLY 1 YEAR OLD. THE GOVERNOR'S BUDGET RECOMMENDATIONS FOR SPECIFIC MAINTENANCE FUNDING OVER THE LAST FEW YEARS HAVE LARGELY BEEN IGNORED BY THE FLORIDA LEGISLATURE. CRITICAL MAINTENANCE ISSUES CONTINUE TO BE ADDRESSED BY EXPENDING OPERATING FUNDS.

FLORIDA



## STATE CORRECTIONS PROFILE

### SELECTED CHARACTERISTICS OF ADULT INMATES (AS OF JULY 1, 2005)



#### PROFILE QUESTION

AVERAGE AGE AT COMMITMENT:

TOTAL NUMBER OF INMATES 50 YEARS OR OLDER:

AVERAGE SENTENCE FOR NEW COMMITMENTS:

(EXCLUDING LIFE SENTENCES)

AVERAGE TIME SERVED BY THOSE RELEASED:

(EXCLUDING LIFE SENTENCES)

THE THREE (3) MOST FREQUENTLY COMMITTED CRIMES FOR WHICH  
INMATES ARE CURRENTLY SERVING TIME:

RACE AND SEX DISTRIBUTION:

PERCENTAGE WHITE

PERCENTAGE BLACK

PERCENTAGE HISPANIC

PERCENTAGE OTHER

PERCENTAGE MALE

PERCENTAGE FEMALE

NUMBER OF INMATES SERVING LIFE

NUMBER OF INMATES SERVING LIFE (WITHOUT PAROLE)

NEW COMMITMENTS TO LIFE SENTENCES:

#### STATE RESPONSE:

32.43 YEARS

360 INMATES

4.35 YEARS

2.88 YEARS

A. BURGLARY

B. ARMED ROBBERY

C. MURDER

36.00%

64.00%

0.00%

0.00%

94.00%

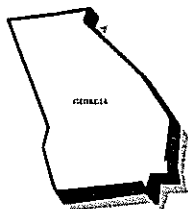
6.00%

6,277 INMATES

397 INMATES

282 INMATES

GEORGIA



## STATE CORRECTIONS PROFILE

### SELECTED CHARACTERISTICS OF ADULT INMATES (AS OF JULY 1, 2005)



#### PROFILE QUESTION

INMATES SERVING DEATH SENTENCES:

INMATES EXECUTED IN FY 2005:

INMATES SERVING TWENTY (20) YEARS OR MORE:

INMATES THAT HAVE ALREADY SERVED TWENTY (20)

YEARS OF THEIR CURRENT SENTENCE:

INMATES ADMITTED WHO WERE PAROLE VIOLATORS:

NUMBER OF TECHNICAL PAROLE VIOLATORS:

NUMBER OF NEW CRIME PAROLE VIOLATORS:

INMATES RELEASED FROM CUSTODY IN FY 05 FOR THE FOLLOWING:

EXPIRATION OF SENTENCE

PAROLE

GOODTIME

PROBATION

DEATH

OTHER

TOTAL

METHOD IN WHICH "GOODTIME" IS CALCULATED:

IS MEDICAL-EARLY OR COMPASSIONATE RELEASE ALLOWED:

(ONLY THE BOARD OF PAROLE MAY GRANT MEDICAL REPRIEVES.)

NUMBER OF INMATES RELEASED IN FY 2005 BASED ON THE ABOVE:

INMATES BETWEEN THE AGES OF 17 AND 20:

RECIDIVISM RATE FOR TOTAL POPULATION BASE 3 YEARS AFTER RELEASE:

#### STATE RESPONSE:

109 INMATES

4 INMATES

4,881 INMATES

867 INMATES

3,109 INMATES

1,020 INMATES

2,089 INMATES

5,803 INMATES

10,027 INMATES

N/A INMATES

3,025 INMATES

125 INMATES

N/A INMATES

18,980 INMATES

N/A

YES

N/A

1,752 INMATES

37.00%

GEORGIA

# STATE CORRECTIONS PROFILE

## SELECTED CHARACTERISTICS OF ADULT INMATES

(AS OF JULY 1, 2005)



### PROFILE QUESTION

NUMBER OF AIDS CASES:

NUMBER OF INMATES TESTED FOR HIV ANTIBODIES

### TESTING OF INMATES BY CATEGORY:

ADMISSION

RANDOM

INCIDENT

HIGH RISK GROUP

### SYSTEMS FREQUENCY OF TESTING:

INMATES TESTING POSITIVE FOR HIV ANTIBODIES:

THE GEORGIA DEPARTMENT OF CORRECTIONS DOES NOT ISOLATE HIV-INFECTED INMATES.

NUMBER OF KNOWN HEPATITIS C CASES:

NUMBER OF INMATES BEING TREATED FOR HEPATITIS C:

### TESTING OF INMATES BY CATEGORY:

ADMISSION

RANDOM

INCIDENT

HIGH RISK GROUP

### SYSTEMS FREQUENCY OF TESTING:

THE GEORGIA DEPARTMENT OF CORRECTIONS PROVIDES EDUCATION AND PRE-RELEASE COUNSELING FOR HEPATITIS C INMATES.

### STATE RESPONSE:

1,090 INMATES

28,930 INMATES

N/A

N/A

N/A

N/A

ANNUAL, ADMISSION, INCIDENT

443 INMATES

2,960 INMATES

96 INMATES

N/A

N/A

N/A

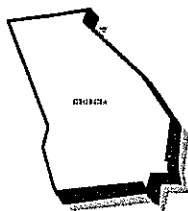
N/A

HIGH RISK, ADMISSION



GEORGIA

## STATE CORRECTIONS PROFILE



### COURT ORDER REQUIREMENTS

THE GEORGIA DEPARTMENT OF CORRECTIONS IS NOT CURRENTLY UNDER A FEDERAL OR STATE COURT ORDER DURING THE YEAR ENDING JUNE 30, 2005.

### STATE INITIATIVES

#### ELDERLY OR INFIRMED INMATES

NEARLY 10% OF THE APPROXIMATELY 47,000 INMATES IN THE GEORGIA PRISON SYSTEM ARE AGE 50 AND OVER. MOST OLD/OLDER INMATES ARE DISPERSED THROUGHOUT THE SYSTEM. THE MOST CHRONIC OF THE OLDER INMATES ARE HOUSED IN THE MEN'S STATE PRISON IN CENTRAL GEORGIA. GEORGIA ALSO HAS A MEDICAL REPRIEVE PROCESS WHERE THE DEPARTMENT OF CORRECTIONS REFERS CERTAIN CHRONICALLY ILL, ELDERLY INMATES FOR MEDICAL RELEASE TO THE PAROLE BOARD FOR THEIR CONSIDERATION. A RECENT STUDY CONCLUDED THAT IN GEORGIA, AN INMATE 50 OR OLDER IS 22 TIMES MORE LIKELY TO NEED A MEDICAL BED THAN A YOUNGER, HEALTHIER INMATE.

#### PRISON BASED SUBSTANCE ABUSE TREATMENT PROGRAMS

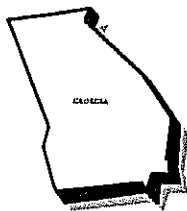
THE GEORGIA DEPARTMENT OF CORRECTIONS PROVIDES PRISON-BASED SUBSTANCE ABUSE TREATMENT PROGRAM THROUGH ITS RSAT PROGRAM. RESIDENTIAL SUBSTANCE ABUSE TREATMENT (RSAT) IS A NINE-MONTH INTENSIVE, MODIFIED THERAPEUTIC TREATMENT COMMUNITY, WHICH INCORPORATES AND ADVANCED COGNITIVE-BEHAVIORAL CURRICULUM SUPPORTED BY TWELVE STEP FELLOWSHIPS. GEORGIA ALSO OFFERS SEVERAL NON-RESIDENTIAL COGNITIVE BASED SUBSTANCE ABUSE PROGRAMS OF SHORTER DURATION. PROGRAM PARTICIPANTS ARE TRACKED AND RECIDIVISM IS COMPARED TO GENERAL POPULATION. QUALITY ASSURANCE IS ONGOING, PROVIDING OVERSIGHT TO ALL SUBSTANCE ABUSE PROGRAMS.

GEORGIA



## STATE CORRECTIONS PROFILE

### STATE INITIATIVES (CONTINUED)

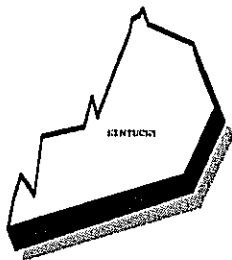


#### PRE-RELEASE/POST-RELEASE ("REENTRY") PROGRAMS

THE GEORGIA DEPARTMENT OF CORRECTIONS IS INVOLVED IN THREE NATIONAL REENTRY PROJECTS: THE GEORGIA REENTRY IMPACT PROJECT (GRIP) IS A COLLABORATIVE PROJECT OF A VARIETY OF STATE AGENCIES THAT PROVIDE SUPERVISION AND SERVICES TO ADULT OFFENDERS. GRIP IS SUPPORTED BY THE NATIONAL INSTITUTE OF CORRECTIONS (NIC) THROUGH THE TRANSITION FROM PRISON TO COMMUNITY INITIATIVES (TPCI); AND THE SERIOUS AND VIOLENT OFFENDER REENTRY INITIATIVE (SVORI) AND THE NATIONAL GOVERNORS ACADEMY (NGA) IS SUPPORTED BY THE U.S. DEPARTMENT OF JUSTICE, OFFICE OF JUSTICE PROGRAMS.


GEORGIA ALSO PARTNERS AND COLLABORATES WITH SEVERAL COMMUNITY BASED ORGANIZATIONS AND FAITH-BASED ORGANIZATIONS THAT PROVIDE PRE-RELEASE AND POST-RELEASE SERVICES. THESE ORGANIZATIONS RECEIVE THEIR FUNDING FROM PUBLIC AND PRIVATE GRANTS, DONATIONS, CONTRACTS AND BUSINESSES.

GEORGIA



## STATE CORRECTIONS PROFILE

### SELECTED CHARACTERISTICS OF ADULT INMATES (AS OF JULY 1, 2005)



#### PROFILE QUESTION

AVERAGE AGE AT COMMITMENT:

TOTAL NUMBER OF INMATES 50 YEARS OR OLDER:

AVERAGE SENTENCE FOR NEW COMMITMENTS:  
(EXCLUDING LIFE SENTENCES)

AVERAGE TIME SERVED BY THOSE RELEASED:  
(EXCLUDING LIFE SENTENCES)

THE THREE (3) MOST FREQUENTLY COMMITTED CRIMES FOR WHICH  
INMATES ARE CURRENTLY SERVING TIME:

#### RACE AND SEX DISTRIBUTION:

PERCENTAGE WHITE

PERCENTAGE BLACK

PERCENTAGE HISPANIC

PERCENTAGE OTHER

PERCENTAGE MALE

PERCENTAGE FEMALE

NUMBER OF INMATES SERVING LIFE

NUMBER OF INMATES SERVING LIFE (WITHOUT PAROLE)

NEW COMMITMENTS TO LIFE SENTENCES:

#### STATE RESPONSE:

33 YEARS

579 INMATES

5 YEARS

1 YEARS

A. POSS. OF CONTROLLED SUB. I

B. TRAFFICKING I

C. PERSISTENT FELONY OFFENDER II

68.50%

29.90%

1.20%

0.40%

90.70%

9.30%

776 INMATES

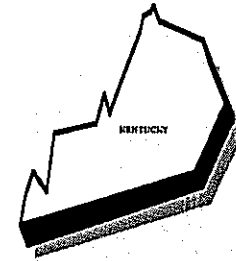
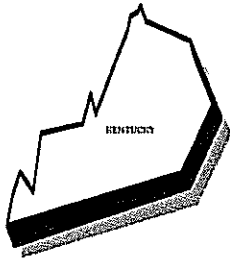
46 INMATES

55 INMATES

KENTUCKY

# STATE CORRECTIONS PROFILE

## SELECTED CHARACTERISTICS OF ADULT INMATES (AS OF JULY 1, 2005)



### PROFILE QUESTION

INMATES SERVING DEATH SENTENCES:

INMATES EXECUTED IN FY 2005:

INMATES SERVING TWENTY (20) YEARS OR MORE:  
INMATES THAT HAVE ALREADY SERVED TWENTY (20)  
YEARS OF THEIR CURRENT SENTENCE:

INMATES ADMITTED WHO WERE PAROLE VIOLATORS:  
NUMBER OF TECHNICAL PAROLE VIOLATORS:  
NUMBER OF NEW CRIME PAROLE VIOLATORS:

INMATES RELEASED FROM CUSTODY IN FY 2005 FOR THE FOLLOWING:

EXPIRATION OF SENTENCE

PAROLE

GOODTIME

PROBATION

DEATH

OTHER

TOTAL

### STATE RESPONSE:

36 INMATES

0

4,196 INMATES

198 INMATES

2,493 INMATES

2,157 INMATES

336 INMATES

4,526 INMATES

4,947 INMATES

0 INMATES

1,628 INMATES

49 INMATES

411 INMATES

11,561 INMATES

METHOD IN WHICH "GOODTIME" IS CALCULATED:

N/A

IS MEDICAL-EARLY OR COMPASSIONATE RELEASE ALLOWED:

YES

NUMBER OF INMATES RELEASED IN FY 2005 BASED ON THE ABOVE:

N/A

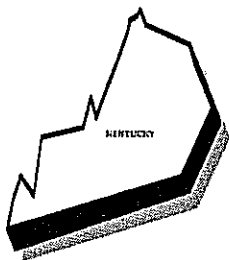
INMATES BETWEEN THE AGES OF 17 AND 20:

443 INMATES

RECIDIVISM RATE FOR TOTAL POPULATION BASE 2 YEARS AFTER RELEASE:

31.20%

KENTUCKY



## STATE CORRECTIONS PROFILE

### SELECTED CHARACTERISTICS OF ADULT INMATES (AS OF JULY 1, 2005)

#### PROFILE QUESTION

NUMBER OF AIDS CASES:

NUMBER OF INMATES TESTED FOR HIV ANTIBODIES

TESTING OF INMATES BY CATEGORY:

ADMISSION

RANDOM

INCIDENT

HIGH RISK GROUP

SYSTEMS FREQUENCY OF TESTING:

INMATES TESTING POSITIVE FOR HIV ANTIBODIES:

KENTUCKY DOES NOT SEGREGATE HIV-INFECTED INMATES.

NUMBER OF KNOWN HEPATITIS C CASES:

NUMBER OF INMATES BEING TREATED FOR HEPATITIS C:

TESTING OF INMATES BY CATEGORY:

ADMISSION

RANDOM

INCIDENT

HIGH RISK GROUP

SYSTEMS FREQUENCY OF TESTING:

KENTUCKY HAS A HEPATITIS MANAGEMENT PLAN TO ADDRESS, PREVENT, AND CONTROL HEPATITIS VIRUSES IN THE CORRECTIONAL SETTING.

#### STATE RESPONSE:

69 INMATES

860 INMATES

N/A

N/A

N/A

860 INMATES

ONLY HIGH RISK

11

1,366 INMATES

146 INMATES

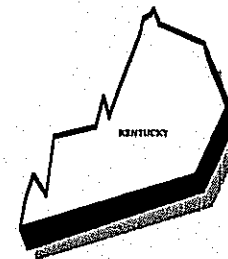
N/A

N/A

N/A

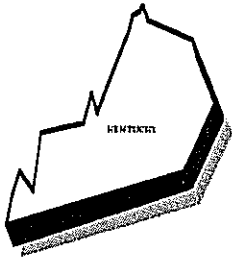
268 INMATES

RISK FACTOR OR EXPOSURE



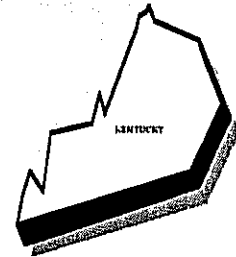
KENTUCKY

# STATE CORRECTIONS PROFILE



## COURT ORDER REQUIREMENTS

AS OF JUNE 30, 2005, THE KENTUCKY DEPARTMENT OF CORRECTIONS IS NOT UNDER A FEDERAL OR STATE COURT ORDER.



## STATE INITIATIVES

### ELDERLY OR INFIRMED INMATES

THE KENTUCKY DEPARTMENT OF CORRECTIONS HAS BEEN PREPARED FOR SEVERAL YEARS TO HANDLE AN INCREASINGLY AGING POPULATION OF OFFENDERS. CURRENTLY, THERE IS A SKILLED NURSING CARE FACILITY THAT HOUSES UP TO 55 INMATES WITH CONDITIONS REQUIRING NURSING HOME ENVIRONMENTS. MANY OF THESE INMATES ARE GERIATRIC IN CLASSIFICATION. THE FACILITY IS CONTAINED WITHIN THE PRIMARY MEDICAL PRISON. FUNDING IS DIRECTLY FROM THE DOC MEDICAL DIVISION BUDGET FOR OVERALL INMATE MEDICAL CARE. THE DEPARTMENT IS ALSO EXPLORING COMMUNITY PLACEMENT OPTIONS, NURSING HOME CONTRACTS, PURCHASING A NURSING HOME THROUGH A COLLABORATIVE AGREEMENT WITH A STATE UNIVERSITY AND THE POTENTIAL FOR MEDICAID REIMBURSEMENT OF NON-PRISON HOUSED NURSING CARE INMATES. THESE OPTIONS ARE BEING EXPLORED TO ADDRESS THE EXPECTED CONTINUED INCREASE IN GERIATRIC POPULATIONS.

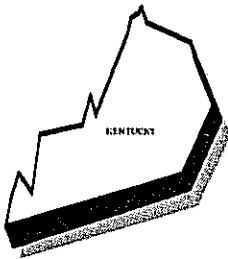
### PRISON BASED SUBSTANCE ABUSE TREATMENT PROGRAMS

THE STATE OF KENTUCKY, DEPARTMENT OF CORRECTIONS CURRENTLY OPERATES SIX PRISON BASED PROGRAMS AND THREE JAIL PROGRAMS FOR THOSE STATE INMATES CLASSIFIED AS JAIL STATUS. PRISON AND JAIL PROGRAMS ARE THERAPEUTIC COMMUNITIES (TC). BY YEAR END, THERE WILL BE 8 PRISON PROGRAMS AND 8 JAIL PROGRAMS. PRISON FUNDING IS THROUGH THE DEPARTMENT BUDGET AND JAIL PROGRAMS ARE THROUGH GRANTS. THE EFFECTIVENESS OF THE PROGRAMS ARE DETERMINED BY REGULAR AUDITS THROUGH THE DEPARTMENT'S DIVISION OF MENTAL HEALTH. RECIDIVISM RATES ARE BEING TRACKED WITH THE ASSISTANCE OF THE UNIVERSITY OF KENTUCKY, DIVISION OF MENTAL HEALTH. DATA FROM ALL INMATES ENTERING SUBSTANCE ABUSE PROGRAMS IS ENTERED INTO A DATA BASE TO BE COMPARED TO GENERAL POPULATION INMATES.

## KENTUCKY


# STATE CORRECTIONS PROFILE

## STATE INITIATIVES (CONTINUED)



### PRE-RELEASE/POST-RELEASE ("REENTRY") PROGRAMS

THE DEPARTMENT OF CORRECTIONS OPERATES A PROGRAM CALLED THE PRISON TO STREET PROGRAM. IT PROVIDES EDUCATIONAL, VOCATIONAL, SUBSTANCE ABUSE, PARENTING CLASSES, AND WORK PROGRAMS. THE DEPARTMENT ALSO USES AN OBJECTIVE CLASSIFICATION SYSTEM IN ORDER TO HOUSE INMATES IN THE LOWEST CUSTODY SETTING. THERE ARE SOME INSTITUTIONS THAT HAVE MENTORING PROGRAMS, VOLUNTEER PROGRAMS. THE PRE-RELEASE COORDINATOR DOES ASSIST THE INMATE WITH SENDING OUT HOME AND JOB PLACEMENT PLANS. IF THE INMATE DOES NOT HAVE HOME PLACEMENT, THE STAFF ASSIST IN GETTING INMATES PLACED IN COMMUNITY CENTERS. IN THE EVENT PAROLE INMATES HAVE NO HOME PLACEMENT AND ARE SUBMITTED FOR ACCEPTANCE IN COMMUNITY CENTERS, IT IS FUNDED BY THE DEPARTMENT. THERE ARE FAITH BASED RESOURCES AND COMMUNITY RESOURCES THAT ARE IDENTIFIED IN THE PRISON TO STREET PROGRAM.



### CONCERNS WITH AGING ADULT CORRECTIONAL FACILITIES

KENTUCKY HAS 13 CORRECTIONAL FACILITIES WITH AN AVERAGE AGE OF 44 YEARS OLD. KENTUCKY STATE PENITENTIARY IS THE OLDEST FACILITY (121 YEARS OLD), WHILE THE NEWEST FACILITY IS LITTLE SANDY CORRECTIONAL COMPLEX AT 6 MONTHS. KENTUCKY'S FACILITIES ARE WELL MAINTAINED BY IN-HOUSE STAFF. ALL PASS ACI INSPECTIONS. THE ONLY PROBLEMS ARE PREVENTIVE AND PREDICTIVE MAINTENANCE, WHICH REQUIRES SPECIAL EQUIPMENT, TOOLS, AND TRAINING.

KENTUCKY



## STATE CORRECTIONS PROFILE

### SELECTED CHARACTERISTICS OF ADULT INMATES (AS OF JULY 1, 2005)



#### PROFILE QUESTION

AVERAGE AGE AT COMMITMENT:

TOTAL NUMBER OF INMATES 50 YEARS OR OLDER:

AVERAGE SENTENCE FOR NEW COMMITMENTS:  
(EXCLUDING LIFE SENTENCES)

AVERAGE TIME SERVED BY THOSE RELEASED:  
(EXCLUDING LIFE SENTENCES)

THE THREE (3) MOST FREQUENTLY COMMITTED CRIMES FOR WHICH  
INMATES ARE CURRENTLY SERVING TIME:

#### RACE AND SEX DISTRIBUTION:

PERCENTAGE WHITE

PERCENTAGE BLACK

PERCENTAGE HISPANIC

PERCENTAGE OTHER

PERCENTAGE MALE

PERCENTAGE FEMALE

NUMBER OF INMATES SERVING LIFE

(IN A RULING MADE BY THE SUPREME COURT, INMATES SERVING LIFE ARE NO LONGER  
ELIGIBLE FOR PAROLE IN LOUISIANA.)

NUMBER OF INMATES SERVING LIFE (WITHOUT PAROLE)

NEW COMMITMENTS TO LIFE SENTENCES:

#### STATE RESPONSE:

32 YEARS

1,549 INMATES

5.02 YEARS

2.0 YEARS

A. DRUG OFFENSES

B. ROBBERY

C. HOMICIDE

27.40%

72.40%

0.00%

0.20%

94.60%

5.40%

0 INMATES

3,933 INMATES

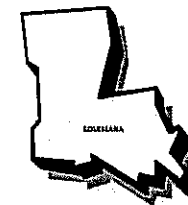
155 INMATES

LOUISIANA

# STATE CORRECTIONS PROFILE

## SELECTED CHARACTERISTICS OF ADULT INMATES

(AS OF JULY 1, 2005)



### PROFILE QUESTION

INMATES SERVING DEATH SENTENCES:

INMATES EXECUTED IN FY 2005:

INMATES SERVING TWENTY (20) YEARS OR MORE:  
INMATES THAT HAVE ALREADY SERVED TWENTY (20)  
YEARS OF THEIR CURRENT SENTENCE:

INMATES ADMITTED WHO WERE PAROLE VIOLATORS:  
NUMBER OF TECHNICAL PAROLE VIOLATORS:  
NUMBER OF NEW CRIME PAROLE VIOLATORS:  
NUMBER OF REVOCATION/WAIVER:

INMATES RELEASED FROM CUSTODY IN FY 2005 FOR THE FOLLOWING:

EXPIRATION OF SENTENCE

PAROLE

GOODTIME

PROBATION

DEATH

OTHER (RELEASED BY ERROR, COURT ORDER, CONVICTION OVERTURNED)

TOTAL

### STATE RESPONSE:

87 INMATES

0 INMATES

3,984 INMATES

428 INMATES

9,435 INMATES

4,594 INMATES

1,028 INMATES

3,813 INMATES

970 INMATES

1,338 INMATES

12,511 INMATES

299 INMATES

108 INMATES

106 INMATES

15,332 INMATES

METHOD IN WHICH "GOODTIME" IS CALCULATED:

RELEASE OF ANY INMATE CONVICTED OF A CRIME COMMITTED PRIOR TO JULY 1982 AND GENERALLY CALCULATED AS  
SERVING TWO-THIRDS OF THEIR SENTENCE.

IS MEDICAL-EARLY OR COMPASSIONATE RELEASE ALLOWED:

Yes

NUMBER OF INMATES RELEASED IN FY 2005 BASED ON THE ABOVE:

1 INMATE

INMATES BETWEEN THE AGES OF 17 AND 20:

1,193 INMATES

RECIDIVISM RATE FOR TOTAL POPULATION BASE 3 YEARS AFTER RELEASE:

41.20%

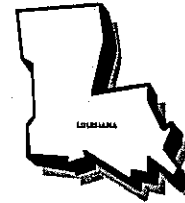
LOUISIANA





## STATE CORRECTIONS PROFILE

### SELECTED CHARACTERISTICS OF ADULT INMATES (AS OF JULY 1, 2005)



#### PROFILE QUESTION

NUMBER OF AIDS CASES AND NUMBER OF INMATES  
TESTING POSITIVE FOR HIV\*:

#### STATE RESPONSE:

486 INMATES

SYSTEMS FREQUENCY OF TESTING:

TEST ON AN "AS NEEDED" BASIS.

THE LOUISIANA DEPARTMENT OF CORRECTIONS DOES NOT SEGREGATE OR ISOLATE HIV-INFECTED INMATES. \*ALSO THE NUMBER OF AIDS AND HIV CASES ARE REPORTED AS ONE.

NUMBER OF KNOWN HEPATITIS C CASES:

2,080 INMATES

SYSTEMS FREQUENCY OF TESTING:

TEST ON AN "AS NEEDED" BASIS.

THE LOUISIANA DEPARTMENT OF CORRECTIONS DOES NOT SEGREGATE OR ISOLATE HEPATITIS C INMATES.

#### COURT ORDER REQUIREMENTS

THE LOUISIANA DEPARTMENT OF CORRECTIONS IS NOT UNDER A FEDERAL OR STATE COURT ORDER AS OF JUNE 30, 2005.

## STATE CORRECTIONS PROFILE



### STATE INITIATIVES

#### ELDERLY OR INFIRMED INMATES

THE DR. MARTIN L. FORCHT, JR. CLINICAL TREATMENT UNIT, A DIVISION OF DAVID WADE CORRECTIONAL CENTER, IS LOCATED IN RURAL, SOUTHERN CADDO PARISH. THE FACILITY'S LOCATION ALLOWS EASY ACCESS TO THE LSU HEALTH SCIENCES CENTER AND OTHER SPECIALTY SERVICES WHICH ARE LOCATED IN THE AREA. THE FACILITY ALSO FUNCTIONS AS A RECEPTION AND DIAGNOSTIC CENTER FOR NORTH LOUISIANA PARISHES. THE FACILITY OPENED IN OCTOBER 1996 AND CONTINUES TO BE UNDER RENOVATION AT THIS TIME. INMATE LABOR HAS BEEN UTILIZED IN THE RENOVATIONS EXCEPT WHERE LICENSED CONTRACTORS ARE REQUIRED. A FEDERAL VOI/TIS GRANT WAS OBTAINED WHICH FUNDED NINETY PERCENT OF THE RENOVATIONS WITH THE STATE MATCHING THE OTHER TEN PERCENT. THE UNIT CURRENTLY HOUSES A CAPACITY OF 592 INMATES. A NEW MEDICAL BUILDING HAS BEEN REQUESTED THROUGH CAPITAL OUTLAY FUNDS. RENOVATIONS TO A NEW CELLBLOCK UNIT WERE COMPLETED IN 2000 AND A KITCHEN WAS RENOVATED IN EARLY 2001.

IN ADDITION, THE R.E. BARROW, JR. TREATMENT CENTER, LOCATED ON LOUISIANA STATE PENITENTIARY AT ANGOLA, LOUISIANA, IS A FULLY STAFFED MEDICAL FACILITY. CLINICS ARE HELD ON SITE WHICH MAKES THE SERVICES EASILY ACCESSIBLE TO ALL INMATES. ANY SPECIALTY CLINIC THAT IS NOT AVAILABLE AT LSP IS OFFERED THROUGH THE LSU HEALTH SCIENCES CENTER. LOUISIANA HAS ONE OF THE LEADING PRISON HOSPICE PROGRAMS AND IS BEING USED AS A MODEL FOR OTHER PRISON HOSPICE PROGRAMS. IN MARCH 2002, THE PROGRAM WAS RECOMMENDED FOR LICENSURE BY THE LOUISIANA DEPARTMENT OF HEALTH AND HOSPITALS.

#### PRISON BASED SUBSTANCE ABUSE TREATMENT PROGRAMS

EVERY INSTITUTION HAS SUBSTANCE ABUSE TREATMENT AND EDUCATION PROGRAMS. EACH INSTITUTION ALSO PROVIDES PRE-RELEASE COUNSELING SERVICES. IN ADDITION, THE RESIDENTIAL PRE-RELEASE "BLUE WALTERS" DRUG TREATMENT PROGRAM IS OPERATING IN COOPERATION WITH ORLEANS AND TENSAS PARISH.

IN FISCAL YEAR 2001-02, THE CORE (CORRECTIONS ORGANIZED FOR RE-ENTRY) INITIATIVE WAS LAUNCHED TO INCREASE THE ABILITY AND LIKLIHOOD OF OFFENDERS TO LIVE LAWFULLY IN THE FREE COMMUNITY. SUBSTANCE ABUSE PROGRAMS ARE A COMPONENT OF CORE.

THE IMPACT (INTENSIVE MOTIVATIONAL PROGRAM OF ALTERNATIVE CORRECTIONAL TREATMENT) PROGRAMS AT ELAYN HUNT CORRECTIONAL CENTER AND DAVID WADE CORRECTIONAL CENTER ARE RIGOROUS MULTIFACETED PROGRAMS THAT INCLUDE SUBSTANCE ABUSE COUNSELING.



## STATE CORRECTIONS PROFILE

### STATE INITIATIVES (CONTINUED)



#### PRISON BASED SUBSTANCE ABUSE TREATMENT PROGRAMS (CONTINUED)

IN SPRING 2004, A REVOCATION CENTER WAS OPENED IN TENSAS PARISH TO REDUCE THE INCARCERATION OF TECHNICAL PROBATION AND PAROLE VIOLATORS AND PROVIDE A SAFE ALTERNATIVE TO INCARCERATION BY ADDRESSING THE REHABILITATION OF OFFENDERS. THE PROGRAM PROVIDES INTENSIVE SUBSTANCE ABUSE TREATMENT, MORAL RECOGNITION THERAPY, ANGER MANAGEMENT, AND OTHER SUITABLE PROGRAMS.


STEVE HOYLE REHABILITATION CENTER (SHRC), A SATELLITE FACILITY IN TALLULAH, HAS A CAPACITY OF 260 INMATES. THE UNIT IS ORGANIZED AS A THERAPEUTIC COMMUNITY TO HOUSE AND TREAT OFFENDERS WITH MULTIPLE DWI CONVICTIONS OR OTHER SUBSTANCE ABUSE HISTORIES. THE INTENSIVE 12 TO 24 MONTH TREATMENT PROGRAM CONSISTS OF MULTIPLE PHASES PROMOTING BEHAVIOR MODIFICATION SUPPORTED BY REINTEGRATION, RELAPSE PREVENTION, AND AFTERCARE SERVICES.

#### PRE-RELEASE/POST-RELEASE ("REENTRY") PROGRAMS

IN JANUARY 2002, THE DEPARTMENT EMBARKED ON A NEW INITIATIVE (CORE), WHICH IS A THREE-PHASE STRATEGY BUILT ON EXISTING PROGRAMS TO HELP BREAK THE CYCLE OF CRIMINAL ACTIVITY AND RECIDIVISM. THE DEPARTMENT IS SOLICITING THE INVOLVEMENT OF AGENCIES, ORGANIZATIONS, CRIME VICTIM GROUPS, FAITH-BASED COMMUNITIES AND OTHER INDIVIDUALS THROUGHOUT THE STATE TO PREPARE AND SUPPORT OFFENDERS' RETURN TO SOCIETY. LOUISIANA ALSO RECEIVED A 3-YEAR RE-ENTRY GRANT FROM THE U.S. DEPARTMENT OF JUSTICE TO SUPPORT AND ENHANCE THE DEPARTMENT'S RE-ENTRY INITIATIVE. THE PROGRAM TARGETS SERIOUS AND/OR VIOLENT OFFENDERS BETWEEN THE AGES 18-35, WHO WILL BE RELEASED FROM 2 DIFFERENT INSTITUTIONS ON GOOD TIME PAROLE AND WILL BE UNDER THE SUPERVISION OF THE NEW ORLEANS PROBATION AND PAROLE, REGION 4. THE DEPARTMENT'S CORE AND RE-ENTRY INITIATIVE WILL BE IN PLACE WITH EXISTING RESOURCES AND FEDERAL GRANT INITIATIVES. CASE MANAGERS WORK WITH THE OFFENDERS IN THE REENTRY PROGRAM TO DEVELOP THEIR TRANSITION PLAN.


#### CONCERNS WITH AGING ADULT CORRECTIONAL FACILITIES

LOUISIANA HAS 12 ADULT CORRECTIONAL FACILITIES WITH AN AVERAGE AGE OF 33 YEARS OLD. LOUISIANA STATE PENITENTIARY IS 104 YEARS OLD. MAINTENANCE HAS BECOME A PROBLEM OVER THE YEARS. THE PROBLEMS ARE BEING DEALT WITH BY UTILIZING CAPITAL OUTLAY AND PERFORMANCE CONTRACTING.



## STATE CORRECTIONS PROFILE

### SELECTED CHARACTERISTICS OF ADULT INMATES (AS OF JULY 1, 2005)



#### PROFILE QUESTION

AVERAGE AGE AT COMMITMENT:

TOTAL NUMBER OF INMATES 50 YEARS OR OLDER:

AVERAGE SENTENCE FOR NEW COMMITMENTS:  
(EXCLUDING LIFE SENTENCES)

AVERAGE TIME SERVED BY THOSE RELEASED:  
(EXCLUDING LIFE SENTENCES)

THE THREE (3) MOST FREQUENTLY COMMITTED CRIMES FOR WHICH  
INMATES ARE CURRENTLY SERVING TIME:

#### RACE AND SEX DISTRIBUTION:

PERCENTAGE WHITE

PERCENTAGE BLACK

PERCENTAGE HISPANIC

PERCENTAGE OTHER

PERCENTAGE MALE

PERCENTAGE FEMALE

NUMBER OF INMATES SERVING LIFE

NUMBER OF INMATES SERVING LIFE (WITHOUT PAROLE)

NEW COMMITMENTS TO LIFE SENTENCES:

#### STATE RESPONSE:

29.9 YEARS

2,099 INMATES

3.7 YEARS

1.5 YEARS

A. DRUG OFFENSES

B. MURDER

C. ROBBERY

24.00%

75.70%

0.00%

0.30%

95.00%

5.00%

1,941 INMATES

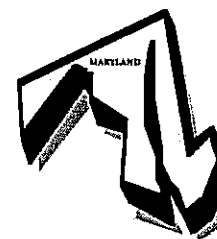
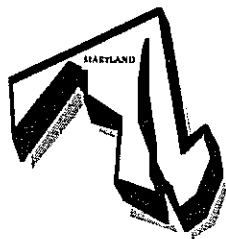
301 INMATES

69 INMATES

MARYLAND

# STATE CORRECTIONS PROFILE

## SELECTED CHARACTERISTICS OF ADULT INMATES (AS OF JULY 1, 2005)



### PROFILE QUESTION

### STATE RESPONSE:

INMATES SERVING DEATH SENTENCES:

9 INMATES

INMATES EXECUTED IN FY 2005:

0 INMATES

INMATES SERVING TWENTY (20) YEARS OR MORE:

5,130 INMATES

INMATES THAT HAVE ALREADY SERVED TWENTY (20)  
YEARS OF THEIR CURRENT SENTENCE:

1,996 INMATES

INMATES ADMITTED WHO WERE PAROLE VIOLATORS:

N/A

INMATES RELEASED FROM CUSTODY IN FY 2005 FOR THE FOLLOWING:

EXPIRATION OF SENTENCE

4,739 INMATES

PAROLE

2,586 INMATES

GOODTIME

7,420 INMATES

PROBATION

0 INMATES

DEATH

65 INMATES

OTHER (COURT RELEASES)

688 INMATES

TOTAL

15,498 INMATES

METHOD IN WHICH "GOODTIME" IS CALCULATED:

NO RESPONSE

IS MEDICAL-EARLY OR COMPASSIONATE RELEASE ALLOWED:

YES

SINCE 1991, MARYLAND HAS ALLOWED INMATES WITH SERIOUS MEDICAL PROBLEMS TO BE RELEASED THROUGH THE MEDICAL PAROLE PROGRAM. INMATES WHO ARE GRANTED MEDICAL PAROLE HAVE SERIOUS MEDICAL PROBLEMS AND NO LONGER PRESENT ANY RISK TO PUBLIC SAFETY.

NUMBER OF INMATES RELEASED IN FY 2005 BASED ON THE ABOVE:

6 INMATES

INMATES BETWEEN THE AGES OF 17 AND 20:

97 INMATES

RECIDIVISM RATE FOR TOTAL POPULATION BASE 3 YEARS AFTER RELEASE:

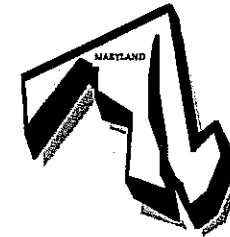
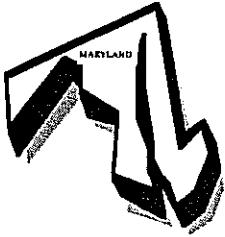
49%

MARYLAND

# STATE CORRECTIONS PROFILE

## SELECTED CHARACTERISTICS OF ADULT INMATES

(AS OF JULY 1, 2005)



### PROFILE QUESTION

NUMBER OF AIDS CASES:

NUMBER OF INMATES TESTED FOR HIV ANTIBODIES

TESTING OF INMATES BY CATEGORY:

ADMISSION

RANDOM

INCIDENT

HIGH RISK GROUP

SYSTEMS FREQUENCY OF TESTING:

INMATES TESTING POSITIVE FOR HIV ANTIBODIES:

### STATE RESPONSE:

216 INMATES

5,375 INMATES

YES, VOLUNTARY

N/A

N/A

YES

UPON REPORT OF RISK FACTORS

890 AVERAGE INMATES

THE MARYLAND DIVISION OF CORRECTIONS DOES NOT SEGREGATE OR ISOLATE HIV-INFECTED INMATES.

NUMBER OF KNOWN HEPATITIS C CASES:

235 INMATES

TESTING OF INMATES BY CATEGORY:

ADMISSION

RANDOM

INCIDENT

HIGH RISK GROUP

YES, UPON REQUEST

N/A

YES

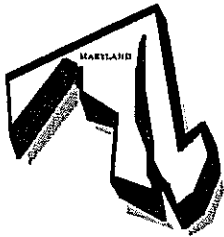
YES

SYSTEMS FREQUENCY OF TESTING:

AS NEEDED

THE MARYLAND DEPARTMENT OF CORRECTIONS DOES NOT SEGREGATE OR ISOLATE HEPATITIS C INMATES.


MARYLAND



## STATE CORRECTIONS PROFILE

### COURT ORDER REQUIREMENTS

THE MARYLAND DIVISION OF CORRECTIONS IS CURRENTLY UNDER A FEDERAL COURT ORDER FOR THE YEAR ENDING JUNE 30, 2005. THE FEDERAL COURT ORDER (IN PLACE SINCE 1975) REQUIRES A CERTAIN NUMBER OF INMATES PER INSTITUTION, PROVISIONS FOR MEDICAL CARE, RECREATION, GRIEVANCE PROCEDURES, AND BASIC CONDITIONS OF CONFINEMENT.



### STATE INITIATIVES

#### ELDERLY OR INFIRMED INMATES

EACH FACILITY IN MARYLAND MAY HAVE DESIGNATED AREAS OF HOUSING FOR THE INFIRMED OR MEDICALLY COMPROMISED WHICH INCLUDES THE ELDERLY. A SKILLED NURSING HOME ENVIRONMENT WITHIN THE INFIRMARY SETTING IS NOT FORMALIZED. ANY PATIENT WHO CAN NOT GO TO GENERAL POPULATION, SELF CARE, ETC. USUALLY GOES TO AN INFIRMARY AREA.

#### PRISON BASED SUBSTANCE ABUSE TREATMENT PROGRAMS

CURRENTLY, MARYLAND PROVIDES TWO LEVELS OF SUBSTANCE ABUSE TREATMENT AND A THIRD THROUGH A PRIVATE VENDOR. ALL PROGRAMS ARE COGNITIVE BEHAVIORAL IN THEIR PHILOSOPHY. THE STANDARD LEVEL OF CARE PROVIDED IS CALLED THE ADDICTION TREATMENT PROTOCOL AND IS OFFERED AT 9 DIFFERENT DOC INSTITUTIONS AND AT THE CENTRAL HOME DETENTION UNIT. IT IS 6 MONTHS LONG AND CONSISTS OF TWO 1-HOUR GROUP SESSIONS PER WEEK AND AN INDIVIDUAL SESSION AT LEAST EVERY 2 WEEKS.

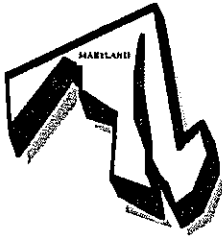
INMATES WITH MORE INTENSE ADDICTION ISSUES COMBINED WITH CO-OCCURRING DISORDERS AND/OR WITH MANY CRIMINOGENIC FACTORS TO BE ADDRESSED ARE REFERRED TO A THERAPEUTIC COMMUNITY LEVEL OF CARE. THE ANNUAL CAPACITY IN THIS LEVEL OF CARE IS 636. THESE COMMUNITIES WILL OFFER SERVICES FOR WOMEN AT THE MARYLAND CORRECTIONAL INSTITUTE FOR WOMEN IN JESSUP AND MARYLAND CORRECTIONAL TRAINING CENTER FOR MALES IN HAGERSTOWN.

THERE IS A PRIVATIZED CO-OCCURRING DISORDERS PROGRAM AT THE METROPOLITAN TRANSITION CENTER FUNDED BY BALTIMORE CITY. THE 6 MONTH PROGRAM IS UNIQUE IN THAT COMMUNITY PROVIDERS OFFER WEEKLY COUNSELING SERVICES, WHICH INTEGRATES PROGRAMMING FOR ADDICTS WITH PERSONALITY DISORDERS. INMATES PARTICIPATING IN THE PROGRAMS ARE TRACKED WHILE IN TREATMENT AND GOALS ARE CLOSELY MONITORED. ON A MONTHLY BASIS, ALL PROGRAMS SUBMIT REPORTS ON A VARIETY OF PERFORMANCE MEASURES THAT ARE ANALYZED FOR TRENDS AND IMPROVEMENT.

### MARYLAND

# STATE CORRECTIONS PROFILE

## STATE INITIATIVES (CONTINUED)



### PRE-RELEASE/POST-RELEASE ("REENTRY") PROGRAMS

SERIOUS AND VIOLENT OFFENDER REENTRY INITIATIVE (SVORI) AND MARYLAND REENTRY PARTNERSHIP (REP):

SVORI IS A COMPREHENSIVE EFFORT THAT ADDRESSES BOTH JUVENILE AND ADULT POPULATIONS OF SERIOUS, HIGH-RISK OFFENDERS. THE MARYLAND REP PROGRAM BEGAN MORE THAN 5 YEARS AGO OUT OF INTENSE CONCERN THAT NOT ENOUGH WAS BEING DONE TO PREPARE ADULT OFFENDERS TO RETURN HOME AS CONTRIBUTING MEMBERS OF THEIR COMMUNITIES. THE ADULT OFFENDERS IN REP REPRESENT A SUBSTANTIAL RISK TO THE PUBLIC UPON THEIR RELEASE (1/3 HAVING BEEN CONVICTED OF A VIOLENT ASSAULT). THE INITIATIVE PROVIDES AN INTERAGENCY REENTRY PILOT PROGRAM THAT JOINS TOGETHER CORRECTIONS, COMMUNITY, LAW ENFORCEMENT, HOUSING ORGANIZATIONS, AND SERVICE PROVIDERS IN A STRUCTURED PROCESS TO ADDRESS THE ISSUES OF OFFENDERS RETURNING TO FIVE ZIP CODES IN BALTIMORE. REP HAS CASE MANAGERS AND ADVOCATES THAT ARE EMPLOYED BY COMMUNITY AGENCIES TO ASSIST THE OFFENDER FOR SUCCESSFUL RE-INTEGRATION.

REP HAS PROVIDED SERVICES TO 350 TRANSITIONING EX-OFFENDERS THROUGH JUNE 2005. THE PROGRAM'S RETENTION RATE IS 70%, AND THE PROGRAM'S RECIDIVISM RATE RANGES FROM 16-19%, WITH TECHNICAL VIOLATIONS MAKING UP TO 11-14% OF THAT RATE. OF THE ACTIVELY PARTICIPATING INDIVIDUALS: 87% ARE UNDER P&P SUPERVISION, 44% LIVE IN TRANSITIONAL HOUSING, 69% HAVE RECEIVED PHYSICAL EXAMINATIONS, 13% RECEIVED MENTAL HEALTH SCREENINGS, 22% ARE ENROLLED IN SUBSTANCE ABUSE PROGRAMS, AND 60% ARE EMPLOYED.

MARYLAND ALSO HAS A RESTART (REENTRY ENFORCEMENT SERVICES TARGETING ADDICTION, REHABILITATION AND TREATMENT) PROGRAM TO HELP SERVE THE NEEDS OF INMATES BEFORE THEY ARE RELEASED TO PREVENT RECIDIVISM. RESTART HAS 4 MAJOR PROGRAM COMPONENTS - CORRECTIONAL EDUCATION, SUBSTANCE ABUSE TREATMENT, SOCIAL WORK, AND OFFENDER REENTRY - THAT EMPHASIZES THE IMPORTANCE OF IDEALS THAT REDUCE RECIDIVISM. RESTART WILL HAVE TWO PILOT SITES WITH AN AVERAGE POPULATION OF 2,900 OFFENDERS.

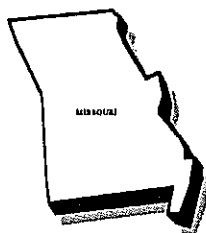
### CONCERNS WITH AGING ADULT CORRECTIONAL FACILITIES

MARYLAND HAS 28 TOTAL CORRECTION FACILITIES WITH AN AVERAGE AGE OF 45 YEARS.

MARYLAND



## STATE CORRECTIONS PROFILE



### SELECTED CHARACTERISTICS OF ADULT INMATES (AS OF JULY 1, 2005)



#### PROFILE QUESTION

AVERAGE AGE AT COMMITMENT:

TOTAL NUMBER OF INMATES 50 YEARS OR OLDER:

AVERAGE SENTENCE FOR NEW COMMITMENTS:

(EXCLUDING LIFE SENTENCES)

AVERAGE TIME SERVED BY THOSE RELEASED:

(EXCLUDING LIFE SENTENCES)

THE THREE (3) MOST FREQUENTLY COMMITTED CRIMES FOR WHICH  
INMATES ARE CURRENTLY SERVING TIME:

RACE AND SEX DISTRIBUTION:

PERCENTAGE WHITE

PERCENTAGE BLACK

PERCENTAGE HISPANIC

PERCENTAGE OTHER

PERCENTAGE MALE

PERCENTAGE FEMALE

NUMBER OF INMATES SERVING LIFE

NUMBER OF INMATES SERVING LIFE (WITHOUT PAROLE)

NEW COMMITMENTS TO LIFE SENTENCES:

#### STATE RESPONSE:

32.9 YEARS

605 INMATES

5.5 YEARS

3.1 YEARS

A. DRUG DISTRIBUTION/MANUFACTURE

B. ROBBERY 1ST DEGREE

C. DRUG POSSESSION

57.70%

40.20%

1.50%

0.60%

91.70%

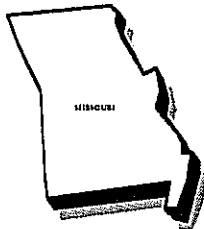
8.30%

1,768 INMATES

778 INMATES

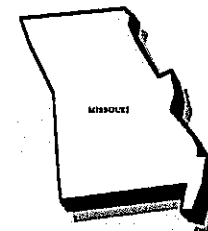
69 INMATES

MISSOURI



## STATE CORRECTIONS PROFILE

### SELECTED CHARACTERISTICS OF ADULT INMATES (AS OF JULY 1, 2005)



#### PROFILE QUESTION

INMATES SERVING DEATH SENTENCES:

INMATES EXECUTED IN FY 2005:

INMATES SERVING TWENTY (20) YEARS OR MORE:

INMATES THAT HAVE ALREADY SERVED TWENTY (20)

YEARS OF THEIR CURRENT SENTENCE:

INMATES ADMITTED WHO WERE PAROLE VIOLATORS:

NUMBER OF TECHNICAL PAROLE VIOLATORS:

NUMBER OF NEW CRIME PAROLE VIOLATORS:

INMATES RELEASED FROM CUSTODY IN FY 2005 FOR THE FOLLOWING:

EXPIRATION OF SENTENCE

PAROLE

GOODTIME

PROBATION

DEATH

OTHER

TOTAL

METHOD IN WHICH "GOODTIME" IS CALCULATED:

IS MEDICAL-EARLY OR COMPASSIONATE RELEASE ALLOWED:

NUMBER OF INMATES RELEASED IN FY 2005 BASED ON THE ABOVE:

INMATES BETWEEN THE AGES OF 17 AND 20:

RECIDIVISM RATE FOR TOTAL POPULATION BASE 3 YEARS AFTER RELEASE:

#### STATE RESPONSE:

45 INMATES

3 INMATES

6,834 INMATES

489 INMATES

6,260 INMATES

4,131 INMATES

2,129 INMATES

1,513 INMATES

8,957 INMATES

0 INMATES

6,010 INMATES

70 INMATES

2,532 INMATES

19,082 INMATES

N/A

YES

21 INMATES

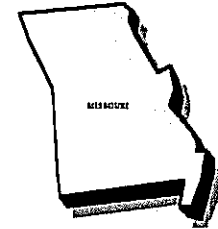
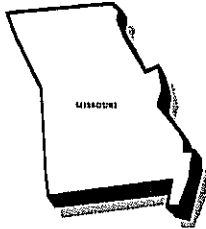
1,167 INMATES

43.00%

MISSOURI

## STATE CORRECTIONS PROFILE

### SELECTED CHARACTERISTICS OF ADULT INMATES (AS OF JULY 1, 2005)



#### PROFILE QUESTION

NUMBER OF AIDS CASES:

NUMBER OF INMATES TESTED FOR HIV ANTIBODIES

#### TESTING OF INMATES BY CATEGORY:

ADMISSION

RANDOM

INCIDENT

HIGH RISK GROUP

#### SYSTEMS FREQUENCY OF TESTING:

INMATES TESTING POSITIVE FOR HIV ANTIBODIES:

THE MISSOURI DEPARTMENT OF CORRECTIONS DOES NOT SEGREGATE OR ISOLATE HIV-INFECTED INMATES.

NUMBER OF KNOWN HEPATITIS C CASES:

NUMBER OF INMATES BEING TREATED FOR HEPATITIS C:

#### TESTING OF INMATES BY CATEGORY:

ADMISSION

RANDOM

INCIDENT

HIGH RISK GROUP

#### SYSTEMS FREQUENCY OF TESTING:

THE MISSOURI DEPARTMENT OF CORRECTIONS DOES NOT SEGREGATE OR ISOLATE HEPATITIS C INMATES.

ALL OFFENDERS ARE ENROLLED IN A HEPATITIS C CHRONIC CARE CLINIC.

#### STATE RESPONSE:

288 INMATES

38,134 INMATES

19,203 INMATES

O

604 INMATES

O

ADMISSION, EXIT, REQUEST, SYMPTOMATIC

68 INMATES

2,020 INMATES

ALL

O

O

YES

O

SYMPTOMATIC, INCIDENT

MISSOURI

## STATE CORRECTIONS PROFILE

### COURT ORDER REQUIREMENTS

THE MISSOURI DEPARTMENT OF CORRECTIONS IS NOT CURRENTLY UNDER A FEDERAL OR STATE COURT ORDER DURING THE YEAR ENDING JUNE 30, 2005.

### STATE INITIATIVES

#### ELDERLY OR INFIRMED INMATES

IN GENERAL, MISSOURI HAS ITS ELDERLY INMATES MAINSTREAMED IN THE REGULAR POPULATION. THE DEPARTMENT OF CORRECTIONS OPERATES ONE 30-BED HOUSING AREA WHERE INMATES OF THIS TYPE LIVE TOGETHER, BUT THEY CONTINUE TO PARTICIPATE IN MOST GENERAL ACTIVITIES. MEDICAL SERVICES ARE CONTRACTED ON A PER DIEM BASIS FOR THE ENTIRE POPULATION, SO NO SPECIFIC MEDICAL COSTS ARE EXPERIENCED. THERE IS ALSO NO SPECIFIC FUNDING OR LEGISLATION THAT ADDRESSES THE ELDERLY INMATES. MISSOURI ALLOWS INMATES WITH SERIOUS MEDICAL PROBLEMS TO BE CONSIDERED FOR PAROLE.

#### PRISON BASED SUBSTANCE ABUSE TREATMENT PROGRAMS

BOONVILLE TREATMENT CENTER - 60 BEDS, 12 WEEKS OF TREATMENT

CREMER THERAPEUTIC COMMUNITY CENTER - 180 BEDS, 12 WEEKS OF TREATMENT

FARMINGTON TREATMENT CENTER - 255 BEDS, 84 DAY PROGRAM

FULTON RECEPTION AND DIAGNOSTIC CENTER - 30 BEDS, 30 DAY PROGRAM

WOMEN'S EASTERN TREATMENT CENTER - 1) SHORT-TERM PROGRAM FOR 84 DAYS OF TREATMENT WITH 150 BEDS, 2) OFFENDERS UNDER TREATMENT PROGRAM HAS 15 BEDS FOR A 6 MONTH PROGRAM, 3) LONG-TERM PROGRAM HAS 75 BEDS FOR 12 MONTHS

WESTERN REGIONAL TREATMENT CENTER - 1) 275 BEDS FOR 6 MONTH PROGRAM, 2) 125 BEDS FOR 180 DAY PROGRAM FOR FIRST TIME OFFENDERS, 3) 195 BEDS FOR SHORT-TERM 84 DAY PROGRAM

MINERAL AREA TREATMENT CENTER - 100 BED LOW SECURITY PROFILE CENTER

MARYVILLE TREATMENT CENTER - 225 BEDS, 6 MONTH PROGRAM

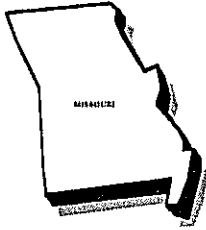
OZARK CORRECTIONAL DRUG TREATMENT PROGRAM - 650 BEDS, 12 MONTH PROGRAM

MISSOURI ALSO HAS TWO PARTIAL DAY PROGRAMS. THERE ARE 100 BEDS TOTAL; 45 ARE MANDATED FOR OFFENDERS AT ST. JOSEPH AND 65 BEDS AT TIPTON CORRECTIONAL CENTER. PARTIAL DAY TREATMENT PROGRAMS TOTAL 160 HOURS PROVIDED OVER 10 WEEKS.

## MISSOURI

# STATE CORRECTIONS PROFILE

## STATE INITIATIVES (CONTINUED)



### PRISON BASED SUBSTANCE ABUSE TREATMENT PROGRAMS (CONTINUED)

MISSOURI HAS 8 INSTITUTIONAL TREATMENT CENTERS AND 3 OUTPATIENT MODEL TREATMENT PROGRAMS PROVIDING PROGRAMS FROM 10 WEEKS TO 12 MONTHS IN LENGTH. IN FY 05 APPROXIMATELY 8,200 OFFENDERS ATTENDED INSTITUTIONAL SUBSTANCE ABUSE TREATMENT. AT ANY ONE TIME, THERE ARE 2,600 OFFENDERS ENGAGED IN TREATMENT. THE TOTAL COST ASSOCIATED WITH BOTH TESTING AND SUBSTANCE ABUSE TREATMENT DURING FISCAL YEAR 2005 WAS \$7.8 MILLION. OFFENDER SUCCESS IS EVALUATED ON THE BASIS OF THE SATISFACTORY COMPLETION OF THEIR TREATMENT PLANS AS WELL AS SATISFACTORY OFFENDER CONDUCT. RECIDIVISM AND POST PROGRAM BEHAVIOR IS TRACKED THROUGH A PROGRAM TRACKING SYSTEM, AS WELL AS DEPARTMENT AND DIVISION OUTCOME STUDIES.

### PRE-RELEASE/POST-RELEASE ("REENTRY") PROGRAMS

MISSOURI HAS TWO SUCH RE-ENTRY INITIATIVES, THE SERIOUS AND VIOLENT OFFENDER RE-ENTRY INITIATIVE (SVORI) AND TRANSITION FROM PRISON TO COMMUNITY INITIATIVE (TPCI), WHICH ARE BEING MERGED INTO THE MISSOURI RE-ENTRY PROCESS (MRP). BOTH OF THESE PROGRAMS OFFER ASSISTANCE FOR OFFENDERS TRANSITIONING BACK INTO THE COMMUNITY. IN THE MISSOURI RE-ENTRY PROCESS, OFFENDERS ARE REQUIRED TO DEVELOP A TRANSITION ACCOUNTABILITY PLAN (TAP) PRIOR TO THEIR RELEASE. SVORI AND TPCI WORK WITH A VARIETY OF STATE AND LOCAL AGENCIES TO PROVIDE THE SERVICES NEEDED UPON RE-ENTRY FOR A SEAMLESS CONTINUITY OF CARE. EACH INSTITUTION WILL HAVE A TRANSITIONAL HOUSING UNIT WHERE AN OFFENDER WILL BE HOUSED SIX MONTHS SHORT OF THEIR RELEASE DATE. AT THIS TIME, THE OFFENDER WILL RECEIVE INTENSIVE RELAPSE PREPARATION. THE IMPACT ON RECIDIVISM IS ANTICIPATED TO BE A 12% REDUCTION.

### CONCERNS WITH AGING ADULT CORRECTIONAL FACILITIES

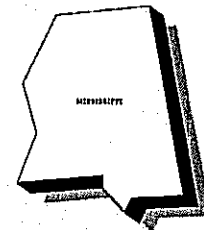
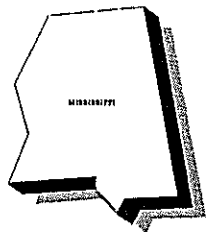
MISSOURI HAS 24 TOTAL INSTITUTIONS. THE OLDEST IS 73, WHILE THE NEWEST FACILITY IS ONLY ONE YEAR OLD. MAINTAINING FACILITIES IS ALWAYS AN ONGOING ISSUE. SEVERAL YEARS AGO A FACILITIES MAINTENANCE FUND (FMRF) WAS CREATED BY THE LEGISLATURE. STATUTE REQUIRES THAT A CERTAIN PERCENTAGE OF GENERAL REVENUE BE TRANSFERRED INTO THAT FUND TO MAINTAIN STATE BUILDINGS. CORRECTIONS HAS RECEIVED \$25.7 MILLION OF FMRF TO DO MAJOR MAINTENANCE AND REPAIRS (OVER \$25,000). IN ADDITION, DOC HAS RECEIVED \$1.2 MILLION FOR OPERATIONAL MAINTENANCE (UNDER \$25,000). SINCE MISSOURI HAS NOT HAD ANY OPERATION MAINTENANCE OR OPERATING BUDGET INCREASE FOR SEVERAL YEARS, THIS FUNDING DOES NOT GO AS FAR AS IT ONCE DID. MANY PREVENTATIVE MAINTENANCE ITEMS ARE DEFERRED, WHICH CAUSES THE COST OF THE REPAIR TO GO UP IN FUTURE YEARS.

## MISSOURI

## STATE CORRECTIONS PROFILE

### SELECTED CHARACTERISTICS OF ADULT INMATES\*

(AS OF JULY 1, 2004)



#### PROFILE QUESTION

AVERAGE AGE AT COMMITMENT:

TOTAL NUMBER OF INMATES 50 YEARS OR OLDER:

AVERAGE SENTENCE FOR NEW COMMITMENTS:  
(EXCLUDING LIFE SENTENCES)

AVERAGE TIME SERVED BY THOSE RELEASED:  
(EXCLUDING LIFE SENTENCES)

THE THREE (3) MOST FREQUENTLY COMMITTED CRIMES FOR WHICH  
INMATES ARE CURRENTLY SERVING TIME (FY 2005):

RACE AND SEX DISTRIBUTION (FY 2005):

PERCENTAGE WHITE

PERCENTAGE BLACK

PERCENTAGE HISPANIC

PERCENTAGE OTHER

PERCENTAGE MALE

PERCENTAGE FEMALE

NUMBER OF INMATES SERVING LIFE (FY 2005)

NUMBER OF INMATES SERVING LIFE (WITHOUT PAROLE)

NEW COMMITMENTS TO LIFE SENTENCES:

#### STATE RESPONSE:

30.88 YEARS

439 INMATES

4.81 YEARS

2.38 YEARS

A. COCAINE SALES

B. BURGLARY

C. ARMED ROBBERY

31.60%

67.40%

0.60%

0.40%

90.50%

9.50%

1,105 INMATES

744 INMATES

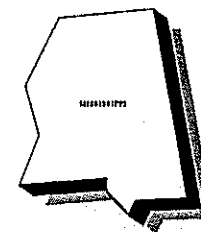
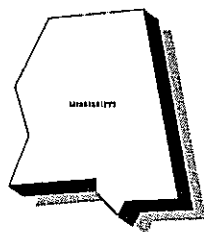
91 INMATES

\*MISSISSIPPI RETURNED A PARTIAL QUESTIONNAIRE FOR 2005; THEREFORE, SOME  
RESPONSES ARE FROM THE 2004 QUESTIONNAIRE.

MISSISSIPPI

# STATE CORRECTIONS PROFILE

## SELECTED CHARACTERISTICS OF ADULT INMATES\* (AS OF JULY 1, 2004)



### PROFILE QUESTION

### STATE RESPONSE:

INMATES SERVING DEATH SENTENCES IN FY 2005:

70 INMATES

INMATES EXECUTED IN FY 2005:

0 INMATES

INMATES SERVING TWENTY (20) YEARS OR MORE (FY 2005):

4,521 INMATES

INMATES THAT HAVE ALREADY SERVED TWENTY (20)  
YEARS OF THEIR CURRENT SENTENCE (FY 2005):

560 INMATES

INMATES ADMITTED WHO WERE PAROLE VIOLATORS:

131 INMATES

NUMBER OF TECHNICAL PAROLE VIOLATORS:

58 INMATES

NUMBER OF NEW CRIME PAROLE VIOLATORS:

17 INMATES

NUMBER OF "OTHER" PAROLE VIOLATORS:

56 INMATES

INMATES RELEASED FROM CUSTODY IN FY 2004 FOR THE FOLLOWING:

EXPIRATION OF SENTENCE

1,872 INMATES

PAROLE

596 INMATES

GOODTIME

0 INMATES

PROBATION

2,541 INMATES

DEATH

47 INMATES

OTHER

2,964 INMATES

TOTAL

8,020 INMATES

METHOD IN WHICH "GOODTIME" IS CALCULATED:

N/A

IS MEDICAL-EARLY OR COMPASSIONATE RELEASE ALLOWED:

No

NUMBER OF INMATES RELEASED IN FY 2004 BASED ON THE ABOVE:

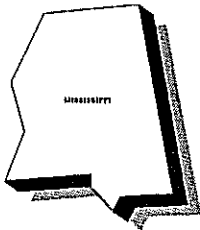
N/A

INMATES BETWEEN THE AGES OF 17 AND 20 FOR FY 2005:

564 INMATES

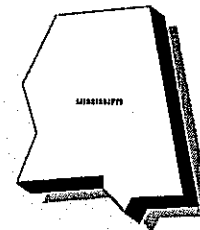
\*MISSISSIPPI RETURNED A PARTIAL QUESTIONNAIRE FOR 2005; THEREFORE, SOME  
RESPONSES ARE FROM THE 2004 QUESTIONNAIRE.

MISSISSIPPI



## STATE CORRECTIONS PROFILE

### SELECTED CHARACTERISTICS OF ADULT INMATES (AS OF JULY 1, 2005)



#### PROFILE QUESTION

NUMBER OF AIDS CASES:

NUMBER OF INMATES TESTED FOR HIV ANTIBODIES

TESTING OF INMATES BY CATEGORY:

ADMISSION

RANDOM

INCIDENT

HIGH RISK GROUP

SYSTEMS FREQUENCY OF TESTING:

INMATES TESTING POSITIVE FOR HIV ANTIBODIES:

THE MAJORITY ARE LOCATED AT MISSISSIPPI STATE PENITENTIARY. HOWEVER, HIV-INFECTED INMATES ARE HOUSED AT COMMUNITY WORK CENTERS AND OTHER MAJOR FACILITIES.

NUMBER OF KNOWN HEPATITIS C CASES:

NUMBER OF INMATES BEING TREATED FOR HEPATITIS C:

TESTING OF INMATES BY CATEGORY:

ADMISSION

RANDOM

INCIDENT

HIGH RISK GROUP

SYSTEMS FREQUENCY OF TESTING:

THE MISSISSIPPI DEPARTMENT OF CORRECTIONS HAS INDICATED THEY DO NOT SEGREGATE OR ISOLATE INMATES WITH HEPATITIS C.

#### STATE RESPONSE:

46 INMATES

8,751 INMATES

ALL

UNKNOWN

UNKNOWN

UNKNOWN

AT INTAKE & CLINICALLY INDICATED

98 INMATES

UNKNOWN

UNKNOWN

No

No

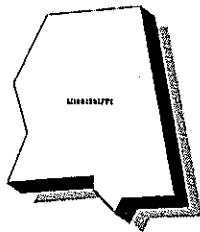
No

Yes

CLINICALLY INDICATED

MISSISSIPPI

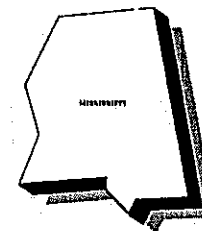




## STATE CORRECTIONS PROFILE

### COURT ORDER REQUIREMENTS

THE MISSISSIPPI DEPARTMENT OF CORRECTIONS HAS BEEN UNDER A FEDERAL COURT ORDER SINCE 1973 THAT REQUIRES A SET NUMBER OF STATE INMATES IN COUNTY JAILS, INMATES ACCESS TO COURT, HIV INMATE MEDICAL CARE, DEATH ROW INMATES, AND MUSLIM RELIGION CLASSES.



### STATE INITIATIVES

#### ELDERLY AND INFIRMED INMATES

THE MISSISSIPPI DEPARTMENT OF CORRECTIONS IS CURRENTLY EXPERIENCING AN INCREASE IN NUMBERS OF INMATES WHO WOULD BE CLASSED AS ELDERLY/INFIRMED - THOSE PERSONS OVER 50 YEARS OF AGE AND THOSE WITH CHRONIC AND DISABLING DISEASE PROCESSES. IN ORDER TO ADDRESS THIS ISSUE, MDOC HAS HAD A LONG-STANDING POLICY OF MANDATORY PHYSICAL EVALUATION AND EXAMINATION FOR INMATES OVER 50 YEARS OF AGE. IN THE CASE OF PERSONS WITH CHRONIC DISEASES, MDOC PROVIDES CHRONIC CARE CLINICS FOR DIABETES, SEIZURES, HEART DISEASE AND HYPERTENSION, LUNG DISEASES AND ORTHOPEDICS. THE MDOC ALSO PROVIDES DISABILITY HOUSING FOR THOSE INMATES NEEDING PHYSICAL/MEDICAL/NURSING HELP OR SPECIALIZED EQUIPMENT.

#### PRISON BASED SUBSTANCE ABUSE TREATMENT PROGRAMS

THERE ARE ALCOHOL AND DRUG TREATMENT PROGRAMS AND ALSO PRE-RELEASE PROGRAMS THAT ARE FUNDED BY THE MISSISSIPPI DEPARTMENT OF MENTAL HEALTH, THE MISSISSIPPI DEPARTMENT OF CORRECTIONS, AND THROUGH RESIDENTIAL SUBSTANCE ABUSE TREATMENT GRANTS. WHILE THERE IS NOTHING IN PLACE CURRENTLY TO EVALUATE THE EFFECTIVENESS OF THESE PROGRAMS, NEGOTIATIONS HAVE BEGUN WITH A LOCAL UNIVERSITY TO ACCOMPLISH THIS TASK.

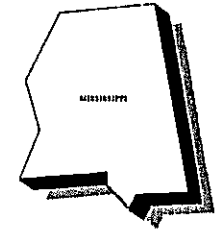
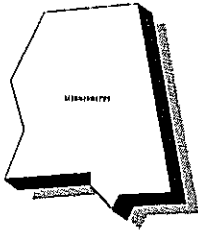
#### PRE-RELEASE/POST-RELEASE ("REENTRY") PROGRAMS

THE MISSISSIPPI DEPARTMENT OF CORRECTIONS (MDOC) DOES HAVE REENTRY PROGRAMS FOR INMATES. THE PROGRAM IS DIVIDED INTO THREE PHASES: INSTITUTIONAL, COMMUNITY-BASED TRANSITION, AND COMMUNITY-BASED LONG-TERM SUPPORT. EACH PHASE IS DESIGNED TO LAST UP TO ONE YEAR IN LENGTH. THE FUNDING SOURCE FOR THE PROGRAM IS A GRANT AWARDED TO MDOC AND THE MISSISSIPPI DEPARTMENT OF HUMAN SERVICES. ONE OF THE CORE ELEMENTS OF THE PROGRAM IS TO ASSIST THE OFFENDER IN DEVELOPING AN INDIVIDUALIZED RE-ENTRY PLAN TO INCREASE THE CHANCES OF A SUCCESSFUL REENTRY INTO THE COMMUNITY.

## MISSISSIPPI

# STATE CORRECTIONS PROFILE

## STATE INITIATIVES (CONTINUED)



### PRE-RELEASE/POST-RELEASE ("REENTRY") PROGRAMS (CONTINUED)

THE FOLLOWING PROGRAMS ARE OFFERED TO THE OFFENDERS IN THE RE-ENTRY PROGRAM:

SUBSTANCE ABUSE EDUCATION AND TREATMENT

COGNITIVE RESTRUCTURING

LIFE SKILLS TRAINING

EDUCATION: GED & ABE

EMPLOYMENT PREPARATION

HEALTH CARE/STRESS MANAGEMENT

ANGER MANAGEMENT

TRANSPORTATION PLANNING

PARENTING SKILLS/FAMILY ORIENTATION

ASSISTANCE WITH HOUSING

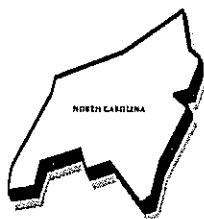
THE FUNDING SOURCE FOR THE PROGRAM IS A GRANT AWARDED TO MDOC AND THE MS DEPT. OF HUMAN SERVICES. ONE OF THE CORE ELEMENTS OF THE PROGRAM IS TO ASSIST THE OFFENDER IN DEVELOPING AN INDIVIDUALIZED REENTRY PLAN IN ORDER FOR THE OFFENDER TO HAVE SUCCESSFUL REENTRY INTO THE COMMUNITY. MDOC DOES NOT HAVE RECIDIVISM STATISTICS THAT ARE CURRENT ENOUGH FOR RELEASE.

### CONCERNS WITH AGING ADULT CORRECTIONAL FACILITIES

MISSISSIPPI HAS 3 STATE PRISONS: PARCHMAN/MISSISSIPPI STATE PENITENTIARY (105 YEARS OLD), CENTRAL MISSISSIPPI CORRECTIONAL FACILITY (18 YEARS OLD), AND SOUTH MISSISSIPPI INSTITUTION (16 YEARS OLD).

MISSISSIPPI

## STATE CORRECTIONS PROFILE



### SELECTED CHARACTERISTICS OF ADULT INMATES (AS OF JULY 1, 2005)



#### PROFILE QUESTION

AVERAGE AGE AT COMMITMENT:

TOTAL NUMBER OF INMATES 50 YEARS OR OLDER:

AVERAGE SENTENCE FOR NEW COMMITMENTS:  
(EXCLUDING LIFE SENTENCES)

AVERAGE TIME SERVED BY THOSE RELEASED:  
(EXCLUDING LIFE SENTENCES)

THE THREE (3) MOST FREQUENTLY COMMITTED CRIMES FOR WHICH  
INMATES ARE CURRENTLY SERVING TIME:

#### RACE AND SEX DISTRIBUTION:

PERCENTAGE WHITE

PERCENTAGE BLACK

PERCENTAGE HISPANIC

PERCENTAGE OTHER

PERCENTAGE MALE

PERCENTAGE FEMALE

NUMBER OF INMATES SERVING LIFE

NUMBER OF INMATES SERVING LIFE (WITHOUT PAROLE)

NEW COMMITMENTS TO LIFE SENTENCES:

#### STATE RESPONSE:

32.5 YEARS

1,455 INMATES

2.74 YEARS

2.3 YEARS

A. HABITUAL FELON

B. ROBBERY WITH A DANGEROUS WEAPON

C. MURDER - SECOND DEGREE

34.65%

58.81%

N/A

6.53%

92.93%

7.06%

2,695 INMATES

657 INMATES

90 INMATES

NORTH CAROLINA

## STATE CORRECTIONS PROFILE

### SELECTED CHARACTERISTICS OF ADULT INMATES

(AS OF JULY 1, 2005)



#### PROFILE QUESTION

INMATES SERVING DEATH SENTENCES:

INMATES EXECUTED IN FY 2005:

INMATES SERVING TWENTY (20) YEARS OR MORE:

INMATES THAT HAVE ALREADY SERVED TWENTY (20)  
YEARS OF THEIR CURRENT SENTENCE:

INMATES ADMITTED WHO WERE PAROLE VIOLATORS:

NUMBER OF TECHNICAL PAROLE VIOLATORS:

NUMBER OF NEW CRIME PAROLE VIOLATORS:

INMATES RELEASED FROM CUSTODY IN FY 2005 FOR THE FOLLOWING:

EXPIRATION OF SENTENCE

PAROLE

GOODTIME

PROBATION

DEATH

OTHER (INTERSTATE COMPACT, TRANSFER, COURT ORDER)

TOTAL

METHOD IN WHICH "GOODTIME" IS CALCULATED:

IS MEDICAL-EARLY OR COMPASSIONATE RELEASE ALLOWED:

NUMBER OF INMATES RELEASED IN FY 2005 BASED ON THE ABOVE:

INMATES BETWEEN THE AGES OF 17 AND 20:

RECIDIVISM RATE FOR TOTAL POPULATION BASE 3 YEARS AFTER RELEASE:

#### STATE RESPONSE:

178 INMATES

5 INMATES

7,778 INMATES

668 INMATES

131 INMATES

39 INMATES

92 INMATES

19,594 INMATES

3,556 INMATES

N/A INMATES

N/A INMATES

99 INMATES

1,369 INMATES

24,618 INMATES

N/A

No

N/A

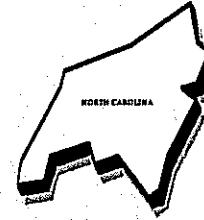
1,843 INMATES

28.40%

NORTH CAROLINA

# STATE CORRECTIONS PROFILE

## SELECTED CHARACTERISTICS OF ADULT INMATES (AS OF JULY 1, 2005)



### PROFILE QUESTION

NUMBER OF AIDS CASES:

NUMBER OF INMATES TESTED FOR HIV ANTIBODIES

### TESTING OF INMATES BY CATEGORY:

ADMISSION

RANDOM

INCIDENT

HIGH RISK GROUP

### SYSTEMS FREQUENCY OF TESTING:

INMATES TESTING POSITIVE FOR HIV ANTIBODIES:

### STATE RESPONSE:

247 INMATES

14,713 INMATES

N/A

N/A

YES

YES

UNKNOWN

87 INMATES

THE NORTH CAROLINA DEPARTMENT OF CORRECTIONS DOES NOT SEGREGATE OR ISOLATE HIV-INFECTED INMATES.

NUMBER OF KNOWN HEPATITIS C CASES:

NUMBER OF INMATES BEING TREATED FOR HEPATITIS C:

UNKNOWN

36 INMATES

### TESTING OF INMATES BY CATEGORY:

ADMISSION

RANDOM

INCIDENT

HIGH RISK GROUP

N/A

N/A

N/A

N/A

### SYSTEMS FREQUENCY OF TESTING:

MD ORDER ONLY

THE NORTH CAROLINA DEPARTMENT OF CORRECTIONS DOES NOT SEGREGATE OR ISOLATE HEPATITIS C INMATES.

THE DEPARTMENT DOES HAVE 11 OUTREACH NURSES THAT EDUCATE, COUNSEL, AND FOLLOW PATIENTS WHILE THEY ARE ON TREATMENT ONLY.

NORTH CAROLINA

## STATE CORRECTIONS PROFILE

### COURT ORDER REQUIREMENTS

THE NORTH CAROLINA DEPARTMENT OF CORRECTIONS IS NOT CURRENTLY UNDER A FEDERAL OR STATE COURT ORDER DURING THE YEAR ENDING JUNE 30, 2005.

### STATE INITIATIVES

#### SUBSTANCE ABUSE TREATMENT PROGRAMS

THE NORTH CAROLINA DEPARTMENT OF CORRECTIONS HAS THE FOLLOWING SUBSTANCE ABUSE TREATMENT PROGRAMS:

DRUG ALCOHOL RECOVERY TREATMENT (DART) - IN-PRISON INTENSIVE RESIDENTIAL TREATMENT (30-120 DAYS) FOR MEDIUM CUSTODY ADULT OFFENDERS. FOLLOWED UP WITH 8 WEEKS OF AFTERCARE UPON COMPLETION OF THE IRT PHASE. OFFENDERS THEN PARTICIPATE IN 12 WEEKS OF PRE-RELEASE COMMUNITY TRANSITION ACTIVITIES AT THE END OF THEIR SENTENCE. THE ANNUAL COST IS \$4.2 MILLION.

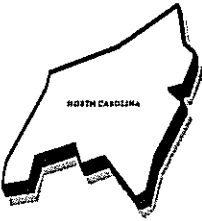
PRIVATE FACILITIES - INTENSIVE RESIDENTIAL TREATMENT (180-360 DAYS) FOR MINIMUM CUSTODY ADULT OFFENDERS. AT THE END OF TREATMENT, OFFENDERS ARE RELEASED TO THE COMMUNITY. THE ANNUAL COST IS \$5.1 MILLION.

DWI FACILITY - INTENSIVE RESIDENTIAL TREATMENT (30-90 DAYS) FOR PROBATION/PAROLE OFFENDERS WITH DWI CONVICTIONS. AT THE END OF THE PROGRAM, THE OFFENDERS RETURN TO THEIR COMMUNITIES. THE ANNUAL COST IS \$3.2 MILLION.

FEDERAL FUNDED PROGRAMS - INTENSIVE RESIDENTIAL TREATMENT (180-360 DAYS) PRIMARILY FOR YOUTHFUL OFFENDERS AND SOME ADULTS. SIX MONTHS IN INTENSIVE PROGRAMS; THREE MONTHS IN PRE-RELEASE COMMUNITY TRANSITION AND THREE MONTHS OF POST-RELEASE ACTIVITY. THE ANNUAL COST IS \$0.8 MILLION.

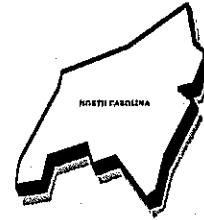
THE EFFECTIVENESS OF SUBSTANCE ABUSE PROGRAMS ARE MEASURED BY ASSESSING IF: SUBSTANCE ABUSE SERVICES ARE PROVIDED TO THE INMATES WHO ARE IDENTIFIED AS NEEDING TREATMENT; A SUFFICIENT NUMBER OF INMATES WHO ENTER THE PROGRAMS ACTUALLY COMPLETE THE PROGRAM; THE COMPLETERS ARE CONTINUING THEIR RECOVERY THROUGH GROUP MEETINGS AND OTHER ACTIVITIES; AND THE INMATES WHO COMPLETE THE PRE-RELEASE COMMUNITY TRANSITION PROGRAMS ARE STILL ACTIVE IN THE RECOVERY PROCESS UPON RELEASE FROM THE DEPARTMENT.

### NORTH CAROLINA



# STATE CORRECTIONS PROFILE

## STATE INITIATIVES (CONTINUED)



### SUBSTANCE ABUSE TREATMENT PROGRAMS (CONTINUED)

ADDITIONALLY, PARTICIPANTS ARE TRACKED IN THE PROGRAMS THROUGH A SEPARATE TREATMENT SUBSTANCE ABUSE MODULE, ACD, WHICH INTERFACES WITH THE INMATE TRACKING SYSTEM USED BY PRISONS, OPUS. THE NORTH CAROLINA SENTENCING COMMISSION COMPARED THE RECIDIVISM RATES FOR THOSE IN SUBSTANCE ABUSE PROGRAMS TO THOSE INMATES IN THE GENERAL POPULATION.

### PRE-RELEASE/POST-RELEASE ("REENTRY") PROGRAMS

THE NC DEPARTMENT OF CORRECTIONS OFFERS THE FOLLOWING PROGRAM JOB START II, WHICH IS AN OFFENDER-REENTRY PILOT PROJECT FUNDED BY THE NC GOVERNOR'S CRIME COMMISSION AND THE NC DEPARTMENT OF CORRECTIONS. IT WAS INITIATED IN AUGUST 2003 TO ASSIST SELECT INMATES HAVING MARKETABLE WORK SKILLS IN PLANNING FOR EMPLOYMENT FOLLOWING RELEASE. THE PROJECT ENDS DECEMBER 31, 2005.

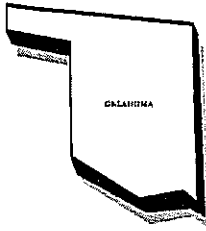
TEN FACILITIES WITHIN THE NC DIVISION OF PRISONS DESIGNATED AS PILOT SITES FOR THE PROJECT WERE SELECTED ON THE BASIS OF THE HIGH QUALITY PROGRAMS AND SERVICES PROVIDED TO INMATES. THREE OF THE FACILITIES ARE MINIMUM CUSTODY WHILE THE OTHER SEVEN ARE MEDIUM CUSTODY. THERE IS ONE FEMALE AND ONE YOUTH INSTITUTION.

INMATES SELECTED FOR JOB START II MUST HAVE USED THEIR TIME IN PRISON PRODUCTIVELY AND HAVE BEEN WITHIN TWELVE MONTHS OF RELEASE. IN THE POST-RELEASE PHASE OF THE PROJECT, STAFF HAVE PROVIDED JOB-COACHING SUPPORT TO JOB START II EX-INMATES FOR 3 TO 6 MONTHS AS THEY PURSUE THE JOB SEARCH, SECURE EMPLOYMENT, AND ADJUST TO LIFE IN THE COMMUNITY. OF THE 137 INMATES ASSIGNED TO THE PROJECT, 5 HAVE BEEN REINCARCERATED AT THIS TIME, FOUR FOR VIOLATING THEIR POST-RELEASE SUPERVISION AND ONE FOR A NEW CRIME.

NORTH CAROLINA

# STATE CORRECTIONS PROFILE

## SELECTED CHARACTERISTICS OF ADULT INMATES (AS OF JULY 1, 2005)



### PROFILE QUESTION

AVERAGE AGE AT COMMITMENT:

TOTAL NUMBER OF INMATES 50 YEARS OR OLDER:

AVERAGE SENTENCE FOR NEW COMMITMENTS:  
(EXCLUDING LIFE SENTENCES)

AVERAGE TIME SERVED BY THOSE RELEASED:  
(EXCLUDING LIFE SENTENCES)

THE THREE (3) MOST FREQUENTLY COMMITTED CRIMES FOR WHICH  
INMATES ARE CURRENTLY SERVING TIME:

### RACE AND SEX DISTRIBUTION:

PERCENTAGE WHITE

PERCENTAGE BLACK

PERCENTAGE HISPANIC

PERCENTAGE OTHER

PERCENTAGE MALE

PERCENTAGE FEMALE

NUMBER OF INMATES SERVING LIFE

NUMBER OF INMATES SERVING LIFE (WITHOUT PAROLE)

NEW COMMITMENTS TO LIFE SENTENCES:

### STATE RESPONSE:

32.9 YEARS

558 INMATES

6.47 YEARS

2.46 YEARS

A. DRUG POSSESSION

B. DRUG DISTRIBUTION

C. BURGLARY 2ND DEGREE

57.73%

28.18%

4.94%

9.16%

89.60%

10.40%

1,461 INMATES

533 INMATES

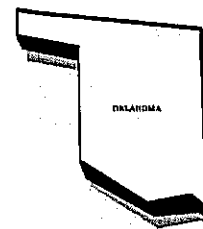
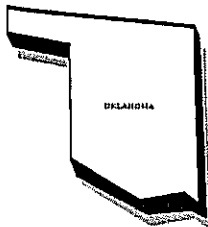
88 INMATES (LIFE AND LIFE W/O PAROLE)

OKLAHOMA



# STATE CORRECTIONS PROFILE

## SELECTED CHARACTERISTICS OF ADULT INMATES (AS OF JULY 1, 2005)



### PROFILE QUESTION

INMATES SERVING DEATH SENTENCES:

INMATES EXECUTED IN FY 2005

INMATES SERVING TWENTY (20) YEARS OR MORE:

INMATES THAT HAVE ALREADY SERVED TWENTY (20)

YEARS OF THEIR CURRENT SENTENCE:

INMATES ADMITTED WHO WERE PAROLE VIOLATORS:

NUMBER OF TECHNICAL PAROLE VIOLATORS:

NUMBER OF NEW CRIME PAROLE VIOLATORS:

INMATES RELEASED FROM CUSTODY IN FY 2005 FOR THE FOLLOWING:

EXPIRATION OF SENTENCE

PAROLE

GOODTIME

PROBATION

DEATH

OTHER

TOTAL

### STATE RESPONSE:

93 INMATES

7 INMATES

5,401 INMATES

233 INMATES

253 INMATES

115 INMATES

138 INMATES

3,146 INMATES

1,665 INMATES

N/A INMATES

3,110 INMATES

82 INMATES

57 INMATES

8,060 INMATES

METHOD IN WHICH "GOODTIME" IS CALCULATED: INMATES RECEIVE EARNED CREDITS & ACHIEVEMENT CREDITS THROUGHOUT INCARCERATION IF ELIGIBLE. MOST INMATES HAVE RECEIVED SOME FORM OF CREDIT BY THE TIME THEY ARE RELEASED FROM CUSTODY.

IS MEDICAL-EARLY OR COMPASSIONATE RELEASE ALLOWED:

YES

EARLY MEDICAL RELEASE CAN ONLY BE CONSIDERED AND ALLOWED BY THE STATE PARDON AND PAROLE BOARD, NOT THE DEPARTMENT OF CORRECTIONS. DOC MAY REQUEST ADDITIONS TO THE PARDON AND PAROLE BOARD DOCKETS.

NUMBER OF INMATES RELEASED IN FY 05 BASED ON THE ABOVE:

N/A

INMATES BETWEEN THE AGES OF 17 AND 20:

656 INMATES

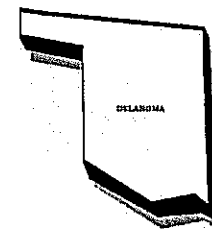
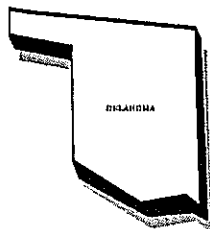
RECIDIVISM RATE FOR TOTAL POPULATION BASE 3 YEARS AFTER RELEASE:

24.90%

OKLAHOMA

## STATE CORRECTIONS PROFILE

### SELECTED CHARACTERISTICS OF ADULT INMATES (HIV/AIDS AS OF JANUARY 1, 2005)



#### PROFILE QUESTION

NUMBER OF AIDS CASES:

NUMBER OF INMATES TESTED FOR HIV ANTIBODIES

#### TESTING OF INMATES BY CATEGORY:

ADMISSION

RANDOM

INCIDENT

HIGH RISK GROUP

#### SYSTEMS FREQUENCY OF TESTING:

INMATES TESTING POSITIVE FOR HIV ANTIBODIES:

THE OKLAHOMA DEPARTMENT OF CORRECTIONS DOES NOT SEGREGATE OR ISOLATE HIV-INFECTED INMATES.

NUMBER OF KNOWN HEPATITIS C CASES:

NUMBER OF INMATES BEING TREATED FOR HEPATITIS C:

#### TESTING OF INMATES BY CATEGORY:

ADMISSION

RANDOM

INCIDENT

HIGH RISK GROUP

#### SYSTEMS FREQUENCY OF TESTING:

OKLAHOMA CURRENTLY DOES NOT SEGREGATE OR ISOLATE HEPATITIS C INMATES.

#### STATE RESPONSE:

130 INMATES

9,216 INMATES

8,736 INMATES

0

480 INMATES

0

INTAKE, EXPOSURE  
AND/OR INMATE REQUEST

130 INMATES

930 INMATES

36 INMATES

5 INMATES

0

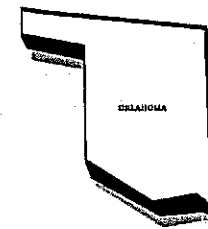
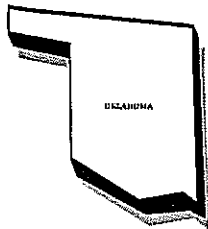
UNKNOWN

82 INMATES

EXPOSURE, REQUEST, HIGH RISK

OKLAHOMA

## STATE CORRECTIONS PROFILE



### COURT ORDER REQUIREMENTS

THE OKLAHOMA DEPARTMENT OF CORRECTIONS IS NOT CURRENTLY UNDER A FEDERAL OR STATE COURT ORDER DURING THE YEAR ENDING JUNE 30, 2005.

### STATE INITIATIVES

#### ELDERLY OR INFIRMED INMATES

AT THE CURRENT TIME, ELDERLY OR INFIRMED INMATES ARE NOT HOUSED SEPARATELY. OLDER, SICKER INMATES GREATLY ADD TO THE OKLAHOMA PRISON SYSTEM COSTS. HEALTH CARE EXPENSES FOR PERSONS AGE 55 TO 64 ARE MORE THAN TWICE THE AMOUNT AS THOSE FOR THE 19 TO 44 AGE GROUP. FOR FY 04 OKLAHOMA DOC'S PER INMATE EXPENDITURES FOR HEALTH CARE IS \$2,850 FOR PRISONERS HOUSED IN STATE PRISONS.

#### PRISON BASED SUBSTANCE ABUSE TREATMENT PROGRAMS

THE OKLAHOMA DEPARTMENT OF CORRECTIONS UTILIZES "BEST PRACTICES" RESEARCH IN THE DESIGN AND DELIVERY OF SUBSTANCE ABUSE TREATMENT TO OFFENDERS. ALL SUBSTANCE ABUSE TREATMENT (SAT) PROGRAMS CURRENTLY UTILIZE A COGNITIVE BEHAVIORAL MODEL OF TREATMENT. PLACEMENT INTO SAT PROGRAMS IS BASED ON AN ASSESSED NEED. SAT PROGRAMS VARY IN LENGTH FROM 4 MONTHS TO 1 YEAR. DOC SPENDS A TOTAL OF \$1.7 MILLION IN FEDERAL AND STATE FUNDS ON SAT, INCLUDING PERSONNEL AND OPERATING EXPENSES. OKLAHOMA DOC HAS EIGHT TREATMENT (4 PRIVATE/ 4 PUBLIC) PROGRAMS STATEWIDE, WHILE THE OKLAHOMA DEPARTMENT OF HEALTH FUNDS ANOTHER 4 SAT PROGRAMS.

#### PRE-RELEASE/POST-RELEASE ("REENTRY") PROGRAMS

P.R.O.T.E.C.T. (PARTNERSHIP FOR THE REINTEGRATION OF OFFENDERS THROUGH EDUCATION AND COMMUNITY TREATMENT) IS A FEDERALLY FUNDED GRANT PROJECT INVOLVING THE OKLAHOMA DOC AND SEVERAL STATE AND COMMUNITY AGENCIES. THE FOCUS OF THE PROJECT IS TO SUCCESSFULLY TRANSITION AT-RISK OFFENDERS BACK INTO SOCIETY. PROTECT IS DESIGNED TO ASSIST WITH THE REENTRY NEEDS OF INMATES WHO ARE WITHIN SIX MONTHS OF RELEASE, AND ARE BETWEEN 18 AND 35 YEARS OF AGE, HAVE SERVED AT LEAST ONE YEAR IN DOC CUSTODY, SCORE "HIGH-RISK" RANGE ON THE LEVEL OF SERVICE INVENTORY, REVISED (LSI-R), ARE RETURNING TO THE OKLAHOMA COUNTY AREA AND HAVE VOLUNTEERED FOR THE PROJECT.

OKLAHOMA

# STATE CORRECTIONS PROFILE

## STATE INITIATIVES (CONTINUED)

### PRE-RELEASE/POST-RELEASE ("REENTRY") PROGRAMS (CONTINUED)

THE REENTRY PROCESS BEGINS WHEN OFFENDERS ENTER THE CUSTODY OF DOC. THE LSI-R AND OTHER ASSESSMENTS ARE ADMINISTERED AT THE ASSESSMENT AND RECEPTION CENTER. A CASE PLAN IS DEVELOPED FOR EACH OFFENDER AND FORWARDED TO THE FACILITY WHERE THEY ARE ASSIGNED.

FOUR TRANSITION WORKERS ARE EMPLOYED THROUGH GRANT FUNDS AT TWO OKLAHOMA CITY/COUNTY WORKFORCE OKLAHOMA SITES, THE OKLAHOMA CITY OFFICE OF WEED AND SEED AND THE OKLAHOMA DEPARTMENT OF HEALTH. TRANSITION WORKERS ASSIST OFFENDERS WITH HOUSING, TRANSPORTATION, AND EMPLOYMENT, ALONG WITH ANY ON-GOING TREATMENT THE OFFENDER MIGHT NEED.

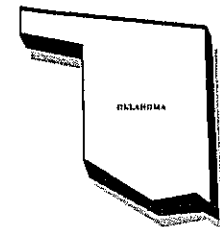
IT APPEARS THAT THE AT-RISK OFFENDERS BENEFIT FROM ASSISTANCE WITH THEIR TRANSITION FROM PRISON TO THE COMMUNITY. WHEN COMPARED WITH A CONTROL GROUP IN TULSA COUNTY AFTER A 13 MONTH STUDY, THE RECIDIVISM RATE OF PROTECT PARTICIPANTS WAS REDUCED BY 15%.

ANOTHER REENTRY EFFORT BEING CONDUCTED IN THE STATE IS THE USE OF WRAPAROUND SERVICES. FOUR TRANSITION COORDINATORS WERE HIRED TO WORK WITH OFFENDERS IN FIVE INSTITUTIONS THAT HAVE TRADITIONALLY RELEASED THE MOST OFFENDERS SCORING IN A MODERATE TO HIGH-RISK RANGE ON THE LSI-R. TRANSITION COORDINATORS DETERMINE THE OFFENDER'S STRENGTHS AND WEAKNESSES AND ASSIST THE OFFENDER IN FORMING A TEAM OF SUPPORT. THE TEAM MEETS WITH THE OFFENDER TO ADDRESS ISSUES THE OFFENDER WILL FACE UPON RELEASE AND DEVELOP A PLAN FOR THE OFFENDER. THIS PROJECT HAS ONLY RECENTLY BEGUN SO NO IMPACT HAS BEEN STUDIED.

### CONCERNS WITH AGING ADULT CORRECTIONAL FACILITIES

THE AVERAGE AGE OF OKLAHOMA'S 19 CORRECTIONAL CENTERS IS 30.84 YEARS. THE NEWEST FACILITY WAS BUILT IN 1998, WHILE THE OLDEST IS 95 YEARS OLD. MAINTAINING AGING FACILITIES WITH AN INCREASING INMATE POPULATION HAS BECOME AN ISSUE. THE OKLAHOMA DOC HAS REQUESTED ADDITIONAL FUNDING FROM THE STATE LEGISLATURE TO ADDRESS THE ISSUE. THUS FAR, OKLAHOMA HAS ACHIEVED LIMITED SUCCESS IN DEALING WITH THIS.

OKLAHOMA



## STATE CORRECTIONS PROFILE



### SELECTED CHARACTERISTICS OF ADULT INMATES (AS OF JULY 1, 2005)



#### PROFILE QUESTION

AVERAGE AGE AT COMMITMENT:

TOTAL NUMBER OF INMATES 50 YEARS OR OLDER:

AVERAGE SENTENCE FOR NEW COMMITMENTS:  
(EXCLUDING LIFE SENTENCES)

AVERAGE TIME SERVED BY THOSE RELEASED:  
(EXCLUDING LIFE SENTENCES)

THE THREE (3) MOST FREQUENTLY COMMITTED CRIMES FOR WHICH  
INMATES ARE CURRENTLY SERVING TIME:

#### RACE AND SEX DISTRIBUTION:

PERCENTAGE WHITE

PERCENTAGE BLACK

PERCENTAGE HISPANIC

PERCENTAGE OTHER

PERCENTAGE MALE

PERCENTAGE FEMALE

NUMBER OF INMATES SERVING LIFE

NUMBER OF INMATES SERVING LIFE (WITHOUT PAROLE)

NEW COMMITMENTS TO LIFE SENTENCES:

#### STATE RESPONSE:

32 YEARS

649 INMATES

4 YEARS

2.3 YEARS

A. DRUGS

B. BURGLARY

C. HOMICIDE

32.40%

66.00%

1.10%

0.50%

93.00%

7.00%

1,671 INMATES

272 INMATES

62 INMATES

SOUTH CAROLINA

# STATE CORRECTIONS PROFILE

## SELECTED CHARACTERISTICS OF ADULT INMATES

(AS OF JULY 1, 2005)



### PROFILE QUESTION

INMATES SERVING DEATH SENTENCES:

INMATES EXECUTED IN FY 2005:

INMATES SERVING TWENTY (20) YEARS OR MORE:

INMATES THAT HAVE ALREADY SERVED TWENTY (20)

YEARS OF THEIR CURRENT SENTENCE:

INMATES ADMITTED WHO WERE PAROLE VIOLATORS:

NUMBER OF TECHNICAL PAROLE VIOLATORS:

NUMBER OF NEW CRIME PAROLE VIOLATORS:

INMATES RELEASED FROM CUSTODY IN FY 2005 FOR THE FOLLOWING:

EXPIRATION OF SENTENCE

PAROLE

GOODTIME\*

PROBATION

DEATH

OTHER (APPEAL, COMMUNITY, REMANDED, REPENTANCE)

TOTAL

### STATE RESPONSE:

71 INMATES

1 INMATE

2,900 INMATES

511 INMATES

1,220 INMATES

892 INMATES

328 INMATES

6,699 INMATES

3,009 INMATES

N/A INMATES

2,908 INMATES

58 INMATES

897 INMATES

13,571 INMATES

METHOD IN WHICH "GOODTIME" IS CALCULATED:

\* EXPIRATION & PROBATION INMATES EARNED GOOD TIME TOWARD SENTENCES.

IS MEDICAL-EARLY OR COMPASSIONATE RELEASE ALLOWED:

YES

THE SOUTH CAROLINA DEPARTMENT OF CORRECTIONS INSTITUTES A POLICY KNOWN AS THE "MEDICAL FURLOUGH PROGRAM FOR TERMINALLY ILL INMATES".

NUMBER OF INMATES RELEASED IN FY 2005 BASED ON THE ABOVE:

0 INMATES

INMATES BETWEEN THE AGES OF 17 AND 20:

1,336 INMATES

RECIDIVISM RATE FOR TOTAL POPULATION BASE 3 YEARS AFTER RELEASE:

32.00%

SOUTH CAROLINA



## STATE CORRECTIONS PROFILE

### SELECTED CHARACTERISTICS OF ADULT INMATES

(AS OF JULY 1, 2005)



#### PROFILE QUESTION

NUMBER OF AIDS CASES:

NUMBER OF INMATES TESTED FOR HIV ANTIBODIES

#### TESTING OF INMATES BY CATEGORY:

ADMISSION

RANDOM

INCIDENT

HIGH RISK GROUP

#### SYSTEMS FREQUENCY OF TESTING:

INMATES TESTING POSITIVE FOR HIV ANTIBODIES:

INMATES ARE ASSIGNED TO A THERAPEUTIC COMMUNITY, WHERE SERVICES ARE AVAILABLE AND SPECIALLY TAILORED FOR THE HIV+ POPULATION.

NUMBER OF KNOWN HEPATITIS C CASES:

NUMBER OF INMATES BEING TREATED FOR HEPATITIS C:

#### TESTING OF INMATES BY CATEGORY:

ADMISSION

RANDOM

INCIDENT

HIGH RISK GROUP

#### SYSTEMS FREQUENCY OF TESTING:

THE SOUTH CAROLINA DEPARTMENT OF CORRECTIONS DOES NOT HAVE A SYSTEM IN PLACE FOR TRACKING HEPATITIS C AND THEY DO NOT SEGREGATE OR ISOLATE HEPATITIS C INMATES. THERE IS AN INFECTION CONTROL COORDINATOR WHO MONITORS HEPATITIS C WITH THE HELP OF THE MEDICAL STAFF TO DISTRIBUTE INFORMATION TO INMATES.

#### STATE RESPONSE:

215 INMATES

494 INMATES

N/A

N/A

N/A

N/A

ADMISSION, EXPOSURE, INDICATION

N/A

N/A

N/A

N/A

N/A

N/A

N/A

N/A

SOUTH CAROLINA



## STATE CORRECTIONS PROFILE

### COURT ORDER REQUIREMENTS

THE SC DEPT. OF CORRECTIONS IS CURRENTLY UNDER A FEDERAL COURT ORDER AS OF JULY 1, 2005 AND HAS BEEN SINCE 1999. THE COURT REQUIRES SOUTH CAROLINA TO NOT USE PRISON LABOR FOR PUBLIC CONSTRUCTION, THREAT GROUP MEMBERS CAN HAVE 5% LITERATURE, AND LIMITATIONS ON USE OF DRUG DOGS TO SEARCH VISITORS.



### STATE INITIATIVES

#### ELDERLY OR INFIRMED INMATES

THE SOUTH CAROLINA DEPARTMENT OF CORRECTIONS GENERALLY DEFINES ANY INMATES OVER THE AGE OF 55 AS "ELDERLY INMATES." CURRENTLY, ALL ELDERLY AND INFIRMARY INMATES ARE COMMITTED AND GIVEN A MEDICAL AND MENTAL HEALTH ASSESSMENT UPON ADMISSION. A TREATMENT PLAN IS DEVELOPED AND THE INMATE IS ASSIGNED TO AN INSTITUTION ACCORDING TO HIS MEDICAL OR MENTAL HEALTH NEEDS. SC HAS TWO HANDICAPPED UNITS FOR INMATES THAT HAVE AMBULATING, HEARING, OR SIGHT PROBLEMS, AN ASSISTED LIVING UNITY FOR INMATES THAT NEED ASSISTANCE. THERE ARE 3 INFIRMARIES FOR ANY INPATIENT CARE NEEDED TO INCLUDE A CHRONIC CARE INFIRMARY FOR THE INMATES THAT CAN NO LONGER CARE FOR THEMSELVES. IF THE SC DOC INFIRMARIES CANNOT PROVIDE THE SERVICES, THE INMATES ARE ADMITTED TO A COMMUNITY HOSPITAL FOR MORE INTENSE CARE.

#### PRISON BASED SUBSTANCE ABUSE TREATMENT PROGRAMS

THE S.C. DEPARTMENT OF CORRECTIONS HAS THE FOLLOWING SUBSTANCE ABUSE TREATMENT PROGRAMS:

*GOODMAN ADDICTION TREATMENT UNIT* - 46 BED RESIDENTIAL PROGRAM FOR OFFENDERS WITH 3-6 MONTHS OF TREATMENT USING THE THERAPEUTIC COMMUNITY MODEL (\$0.2 MILLION).

*LEE ADDICTION TREATMENT UNIT* - 256 BED RESIDENTIAL PROGRAM FOR OFFENDERS WITH 3-6 MONTHS OF TREATMENT USING THERAPEUTIC COMMUNITY MODEL (\$1.43 MILLION)

*TUBERVILLE ADDICTION TREATMENT UNIT* - 272 BED RESIDENTIAL PROGRAM FOR OFFENDERS WITH 6-9 MONTHS OF TREATMENT USING THE THERAPEUTIC COMMUNITY MODEL (\$1.1 MILLION).

*LEATH ADDICTION TREATMENT UNIT* - 96 BED RESIDENTIAL PROGRAM FOR OFFENDERS WITH 6-9 MONTHS OF TREATMENT USING THE THERAPEUTIC COMMUNITY MODEL (\$0.5 MILLION).

SOUTH CAROLINA DOES NOT HAVE PROVISIONS ESTABLISHED FOR A PROCESS EVALUATION OF ITS PROGRAMS. SUBSTANCE ABUSE PROGRAMS EFFECTIVENESS ARE EVALUATED BY MONITORING RECIDIVISM RATES OF SUCCESSFUL PROGRAM PARTICIPANTS COMPARED TO THE RECIDIVISM RATES FOR THOSE OFFENDERS WHO DID NOT RECEIVE TREATMENT.

### SOUTH CAROLINA



# STATE CORRECTIONS PROFILE

## STATE INITIATIVES (CONTINUED)



### PRE-RELEASE/POST-RELEASE ("REENTRY") PROGRAMS

IN 2002, SOUTH CAROLINA DEPARTMENT OF CORRECTIONS (SCDC) WAS AWARDED A GRANT FOR THE SERIOUS AND VIOLENT OFFENDERS REENTRY INITIATIVE (SVORI). INMATES PARTICIPATE IN THE PROGRAM 15 MONTHS PRIOR TO RELEASE. THROUGH THE SVORI GRANT, SCDC HAS EXPANDED TRANSITION SERVICES ACROSS THE STATE AT SEVEN FACILITIES. ONE SITE FOCUSES ON SEX OFFENDERS, WHILE ANOTHER OFFERS A GENDER-SPECIFIC REENTRY PROGRAM FOR FEMALE OFFENDERS. A TRANSITION COORDINATOR IS LOCATED AT EACH SITE TO PROVIDE REENTRY SERVICES. EACH OFFENDER HAS A TRANSITION COORDINATOR TEAM TO ASSIST IN DEVELOPING AND MONITORING THE PLAN IN THE INSTITUTION AND THROUGH COMMUNITY SUPERVISION.

SOUTH CAROLINA OFFERS A 30 DAY PRE-RELEASE PROGRAM THAT INCLUDES LIFE SKILLS AND A VICTIM IMPACT CLASS. THE PROGRAM IS STATE FUNDED. DEPARTMENT STAFF HELPS INMATES IN MAKING CONTACT WITH NON-PROFIT AND FAITH-BASED COMMUNITY GROUPS. THE STATE VOCATIONAL REHABILITATION DEPARTMENT ASSISTS INMATES WITH JOB TRAINING AND PLACEMENT. ASSISTANCE IS ALSO PROVIDED TO HELP OFFENDERS OBTAIN DRIVER'S LICENSES, SOCIAL SECURITY CARDS, AND A PLACE TO LIVE.

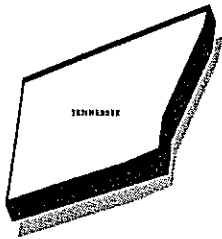
### CONCERNS WITH AGING ADULT CORRECTIONAL FACILITIES

THE SOUTH CAROLINA DEPARTMENT OF CORRECTIONS HAS 28 CORRECTIONAL FACILITIES WITH THE AVERAGE AGE OF THOSE FACILITIES BEING OVER 30 YEARS OLD. THE AGE RANGE IS FROM 8 YEARS TO 115 YEARS. MAINTAINING FACILITIES BECOMES MORE DIFFICULT AS THEY AGE DUE TO THE DETERIORATION OF INFRASTRUCTURE, EQUIPMENT FAILURE, AND LOSS OF ENERGY EFFICIENCY. DURING THE PAST SEVERAL YEARS, SCDC HAS BEEN OPERATING ON A REDUCED BUDGET, WHICH HAS INCREASED THE DEFERRED MAINTENANCE NEEDS. MAINTENANCE OF FACILITIES HAS NEVER BEEN ADEQUATELY FUNDED FOR EVEN THE CRITICAL ITEMS AND SCDC IS OPERATING ON A REPAIR AS-NEEDED EMERGENCY BASIS. SCDC IS FACED WITH OVER \$38 MILLION IN DEFERRED CRITICAL MAINTENANCE NEEDS PLUS OVER \$42 MILLION DOLLARS IN THE FIVE-YEAR DEFERRED MAINTENANCE PLAN.

SCDC IS USING THE FOLLOWING COPING STRATEGIES:

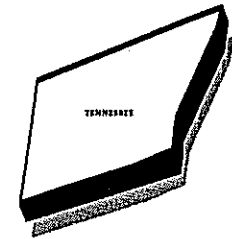
- UTILIZE FEDERAL FUNDS TO PLACE VOIMS BEDS AT INSTITUTIONS THAT REQUIRE INFRASTRUCTURE UPGRADES.
- FREQUENT TRIPS TO THE STATE SURPLUS TO ACQUIRE NEEDED MATERIALS/EQUIPMENT
- SALVAGE PARTS OFF OF EQUIPMENT BEING REPLACED
- DELAY REPAIR OF EQUIPMENT (IF ONE OUT OF THREE MACHINES BREAK, THE BROKEN MACHINE IS USED FOR PARTS ON THE REMAINING TWO FUNCTIONAL MACHINES)

## SOUTH CAROLINA



## STATE CORRECTIONS PROFILE

### SELECTED CHARACTERISTICS OF ADULT INMATES (AS OF JULY 1, 2005)



#### PROFILE QUESTION

AVERAGE AGE AT COMMITMENT:

TOTAL NUMBER OF INMATES 50 YEARS OR OLDER:

AVERAGE SENTENCE FOR NEW COMMITMENTS:  
(EXCLUDING LIFE SENTENCES)

AVERAGE TIME SERVED BY THOSE RELEASED:  
(EXCLUDING LIFE SENTENCES)

THE THREE (3) MOST FREQUENTLY COMMITTED CRIMES FOR WHICH  
INMATES ARE CURRENTLY SERVING TIME:

#### RACE AND SEX DISTRIBUTION:

PERCENTAGE WHITE

PERCENTAGE BLACK

PERCENTAGE HISPANIC

PERCENTAGE OTHER

PERCENTAGE MALE

PERCENTAGE FEMALE

NUMBER OF INMATES SERVING LIFE

NUMBER OF INMATES SERVING LIFE (WITHOUT PAROLE)

NEW COMMITMENTS TO LIFE SENTENCES:

#### STATE RESPONSE:

33.2 YEARS

808 INMATES

5.3 YEARS

4.8 YEARS

A. DRUGS

B. HOMICIDE

C. ROBBERY

50.00%

48.00%

1.00%

1.00%

92.00%

8.00%

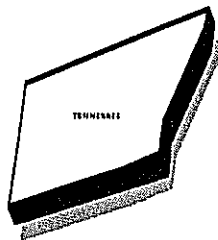
1,752 INMATES

231 INMATES

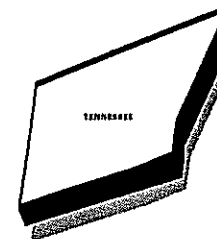
105 INMATES

TENNESSEE

# STATE CORRECTIONS PROFILE



## SELECTED CHARACTERISTICS OF ADULT INMATES (AS OF JULY 1, 2005)



### PROFILE QUESTION

INMATES SERVING DEATH SENTENCES:

INMATES EXECUTED IN FY 2005:

INMATES SERVING TWENTY (20) YEARS OR MORE:

INMATES THAT HAVE ALREADY SERVED TWENTY (20)  
YEARS OF THEIR CURRENT SENTENCE:

INMATES ADMITTED WHO WERE PAROLE VIOLATORS:

NUMBER OF TECHNICAL PAROLE VIOLATORS:

NUMBER OF NEW CRIME PAROLE VIOLATORS:

INMATES RELEASED FROM CUSTODY IN FY 2005 FOR THE FOLLOWING:

EXPIRATION OF SENTENCE

PAROLE

GOODTIME

PROBATION

DEATH

OTHER

TOTAL

### STATE RESPONSE:

102 INMATES

0 INMATE

3,403 INMATES

1,264 INMATES

1,783 INMATES

1,599 INMATES

184 INMATES

4,834 INMATES

3,549 INMATES

N/A INMATES

4,216 INMATES

68 INMATES

1,324 INMATES

13,991 INMATES

METHOD IN WHICH "GOODTIME" IS CALCULATED:

N/A

IS MEDICAL-EARLY OR COMPASSIONATE RELEASE ALLOWED:

YES

BY STATUTE, THE COMMISSIONER MAY GRANT FURLOUGHS FOR MEDICAL REASONS TO INMATES WHO MEET VERY STRICT CRITERIA. THIS FURLOUGH MAY BE REVOKED AT ANY TIME. A FURLOUGH IS NOT THE SAME AS A RELEASE.

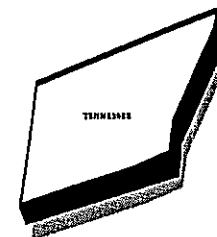
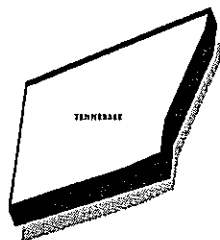
INMATES BETWEEN THE AGES OF 17 AND 20:

762 INMATES

RECIDIVISM RATE FOR TOTAL POPULATION BASE 3 YEARS AFTER RELEASE: 43.50%

TENNESSEE

## STATE CORRECTIONS PROFILE



### SELECTED CHARACTERISTICS OF ADULT INMATES (AS OF JULY 1, 2005)

#### PROFILE QUESTION

NUMBER OF HIV/AIDS CASES:

NUMBER OF INMATES TESTED FOR HIV ANTIBODIES

#### TESTING OF INMATES BY CATEGORY:

ADMISSION

RANDOM

INCIDENT

HIGH RISK GROUP

#### STATE RESPONSE:

197 INMATES

762 INMATES

N/A

N/A

N/A

N/A

#### SYSTEMS FREQUENCY OF TESTING:

INMATES TESTING POSITIVE FOR HIV ANTIBODIES:

UPON INTAKE (UNDER 21) & VOLUNTARY BASIS (OVER 21)

212 INMATES

THE TENNESSEE DEPARTMENT OF CORRECTIONS DOES NOT SEGREGATE OR ISOLATE HIV-INFECTED INMATES.

NUMBER OF KNOWN HEPATITIS C CASES:

NUMBER OF INMATES BEING TREATED FOR HEPATITIS C:

1,852 INMATES

21 INMATES

#### TESTING OF INMATES BY CATEGORY:

ADMISSION

RANDOM

INCIDENT

HIGH RISK GROUP

226 TOTAL TESTED

N/A

N/A

N/A

N/A

#### SYSTEMS FREQUENCY OF TESTING:

AS NEEDED

THE TENNESSEE DEPARTMENT OF CORRECTIONS DOES NOT SEGREGATE OR ISOLATE HEPATITIS C INMATES.

TENNESSEE

# STATE CORRECTIONS PROFILE

## COURT ORDER REQUIREMENTS

THE TENNESSEE DEPARTMENT OF CORRECTIONS IS NOT CURRENTLY UNDER A FEDERAL OR STATE COURT ORDER DURING THE YEAR ENDING JUNE 30, 2005.

## STATE INITIATIVES

### ELDERLY OR INFIRMED INMATES

ELDERLY OR INFIRMED INMATES ARE PLACED IN HOUSING SETTINGS ACCORDING TO THEIR NEEDS AND THE RESOURCES OF THE FACILITY WHERE THEY ARE HOUSED. THE DEPARTMENT MAINTAINS A 50 BED GERIATRIC UNIT AT THE WAYNE COUNTY BOOT CAMP. THE RESIDENTS OF THIS UNIT ARE AMBULATORY AND DO NOT REQUIRE DAILY SKILLED CARE. INMATES REQUIRING DAILY SKILLED CARE OR WHO HAVE CONDITIONS THAT REQUIRE CLOSE MONITORING (MAY OR MAY NOT BE ELDERLY) ARE PLACED AT THE DeBERRY SPECIAL NEEDS FACILITY. THERE IS NO SPECIAL FUNDING OR SEPARATE FACILITIES FOR ELDERLY OR INFIRMED INMATES.

### PRISON BASED SUBSTANCE ABUSE TREATMENT PROGRAMS

THE TENNESSEE DEPARTMENT OF CORRECTIONS HAS A NUMBER OF SUBSTANCE ABUSE TREATMENT PROGRAMS:

- THERAPEUTIC COMMUNITY TREATMENT IS LIMITED TO INMATES WITH EXTENSIVE SUBSTANCE ABUSE HISTORIES. THE PROGRAM LENGTH IS 6-12 MONTHS 7 DAYS A WEEK. INMATES ASSIGNED TO TC SHALL BE HOUSED IN A SEPARATE HOUSING UNIT SET APART FROM GENERAL POPULATION.
- GROUP COUNSELING TREATMENT IS DESIGNED FOR THE INMATES WHO ARE RECOMMENDED DURING ASSESSMENT FOR GROUP COUNSELING FOR CHEMICAL DEPENDENCY. THE PROGRAM LENGTH IS 3-6 MONTHS 2-4 TIMES WEEKLY.
- DRUG AWARENESS PROGRAM IS DESIGNED TO TEACH INMATES ABOUT THE DANGERS OF THEIR SUBSTANCE USE AND HOW IT AFFECTS THEM COGNITIVELY. THE PROGRAM LENGTH IS 1-3 MONTHS AND GROUPS ARE HELD 2-3 TIMES WEEKLY. DRUG AWARENESS IS NOT CONSIDERED A TREATMENT PROGRAM.

ESTIMATED COSTS ASSOCIATED WITH THE SUBSTANCE ABUSE PROGRAMMING ARE \$1.8 MILLION. THE TOTAL ANNUAL CAPACITY FOR THE SUBSTANCE ABUSE PROGRAMS IS 2,060. THE PROGRAMS ARE OFFERED AT 12 OF TENNESSEE'S FACILITIES. THE TC PROGRAMS RECIDIVISM RATES ARE 26% LOWER THAN THE DEPARTMENT'S OVERALL RECIDIVISM OF 55%.

TENNESSEE

# STATE CORRECTIONS PROFILE

## STATE INITIATIVES (CONTINUED)

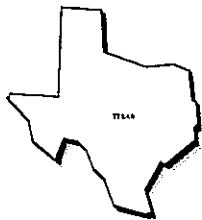
### PRE-RELEASE/POST-RELEASE ("REENTRY") PROGRAMS

DURING THE 2004/2005, THE TN DEPARTMENT OF CORRECTIONS CONTINUED TO EXPAND ITS PRE-RELEASE PROGRAM TO BENEFIT MORE OF THE 5,600 INMATES LEAVING STATE CUSTODY. EACH OF THE STATE'S 12 ADULT CORRECTIONAL FACILITIES AND THE 3 PRIVATELY CONTRACTED FACILITIES NOW OFFER A 90 DAY PRE-RELEASE PROGRAM TO INMATES LEAVING CUSTODY BY WAY OF PROBATION, PAROLE, OR EXPIRATION OF SENTENCE. ONLY ONE OF THE INSTITUTIONS HAVE DEVELOPED THEIR PRE-RELEASE PROGRAM TO BE "PAID JOB SLOT" FOR THE PARTICIPANTS. PRE-RELEASE PROGRAMS ARE FUNDED AND STAFFED BY THE TN DOC STATE BUDGET. SEVERAL INSTITUTIONS HAVE ACCESS TO VOLUNTEER PROGRAMS AND SERVICES THAT COMPLEMENT THE EXISTING PROGRAMS. THE TN PRISON FOR WOMEN CONTRACTS PRE-RELEASE SERVICES THROUGH THE YMCA. IN ADDITION, THE TN DOC HAS INTENSIVE REENTRY PROGRAMS FUNDED BY THE USDOJ, SERIOUS AND VIOLENT OFFENDER REENTRY INITIATIVE, WHICH WILL END IN SEPTEMBER 2005. TN BRIDGES HAS 261 INDIVIDUALS PARTICIPATING. A COMPARATIVE STUDY FOUND THAT TN BRIDGES RECIDIVISM RATE IS 29.5% COMPARED TO 53.2% FOR THE CONTROL GROUP.

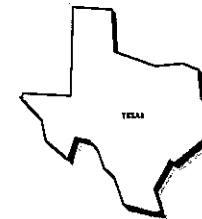
### CONCERNS WITH AGING ADULT CORRECTIONAL FACILITIES

TENNESSEE HAS 21 TOTAL FACILITIES. THE OLDEST IS 109 YEARS OLD. THE NEWEST STATE RUN FACILITY IS 13 YEARS OLD, WHILE A CCA FACILITY THAT HOUSES STATE INMATES IS ONLY 3 YEARS OLD.

TENNESSEE



## STATE CORRECTIONS PROFILE



### SELECTED CHARACTERISTICS OF ADULT INMATES (FISCAL YEAR 2004)

#### PROFILE QUESTION

AVERAGE AGE AT COMMITMENT:

TOTAL NUMBER OF INMATES 50 YEARS OR OLDER:

AVERAGE SENTENCE FOR NEW COMMITMENTS:  
(EXCLUDING LIFE SENTENCES)

AVERAGE TIME SERVED BY THOSE RELEASED:  
(EXCLUDING LIFE SENTENCES)

THE THREE (3) MOST FREQUENTLY COMMITTED CRIMES FOR WHICH  
INMATES ARE CURRENTLY SERVING TIME:

#### RACE AND SEX DISTRIBUTION:

PERCENTAGE WHITE

PERCENTAGE BLACK

PERCENTAGE HISPANIC

PERCENTAGE OTHER

PERCENTAGE MALE

PERCENTAGE FEMALE

NUMBER OF INMATES SERVING LIFE

NUMBER OF INMATES SERVING LIFE (WITHOUT PAROLE)

NEW COMMITMENTS TO LIFE SENTENCES:

#### STATE RESPONSE:

31.9 YEARS

3,208 INMATES

7.1 YEARS IN PRISON

0.9 YEARS IN STATE JAIL

4.4 YEARS IN PRISON

0.9 YEARS IN STATE JAIL

A. DRUGS

B. ROBBERY

C. BURGLARY

31.90%

38.20%

29.50%

0.40%

92.10%

7.90%

8,059 INMATES

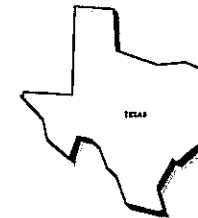
0

305 INMATES

TEXAS



STATE CORRECTIONS PROFILE  
SELECTED CHARACTERISTICS OF ADULT INMATES  
(FISCAL YEAR 2004)



PROFILE QUESTION

INMATES SERVING DEATH SENTENCES (AS OF AUGUST 2005):

INMATES EXECUTED IN FY 2005:

INMATES SERVING TWENTY (20) YEARS OR MORE:

INMATES THAT HAVE ALREADY SERVED TWENTY (20)

YEARS OF THEIR CURRENT SENTENCE (AS OF JUNE 2005):

INMATES ADMITTED WHO WERE PAROLE VIOLATORS:

NUMBER OF TECHNICAL PAROLE VIOLATORS:

NUMBER OF NEW CRIME PAROLE VIOLATORS:

INMATES RELEASED FROM CUSTODY IN FY 2004 FOR THE FOLLOWING:

EXPIRATION OF SENTENCE

PAROLE

GOODTIME

PROBATION

DEATH

OTHER (SUBSTANCE ABUSE & FELONY PREVENTION PROGRAM)

TOTAL

METHOD IN WHICH "GOODTIME" IS CALCULATED:

IS MEDICAL-EARLY OR COMPASSIONATE RELEASE ALLOWED:

THE MEDICALLY RECOMMENDED INTENSIVE SUPERVISION (HB 1670 - 78TH LEGISLATIVE SESSION) PROGRAM PROVIDES

FOR EARLY PAROLE AND RELEASE OF CERTAIN OFFENDERS. THE PURPOSE OF THIS PROGRAM IS TO RELEASE

INMATES WHO POSE NO OR MINIMAL PUBLIC SAFETY RISK FROM INCARCERATIONS.

NUMBER OF INMATES RELEASED IN FY 2005 BASED ON THE ABOVE:

RECIDIVISM RATE FOR TOTAL POPULATION BASE 3 YEARS AFTER RELEASE:

INMATES BETWEEN THE AGES OF 17 AND 20:

STATE RESPONSE:

411 INMATES

12 INMATES

42,747 INMATES

3,135 INMATES

11,311 INMATES

2,488 INMATES

8,823 INMATES

32,639 INMATES

16,286 INMATES

16,399 INMATES

1,245 INMATES

415 INMATES

5,561 INMATES

72,545 INMATES

ELIGIBILITY REQUIRES PRISON TIME PLUS GOOD  
CONDUCT TIME TO EQUAL THE TOTAL SENTENCE.

Yes

174 INMATES

28.30%

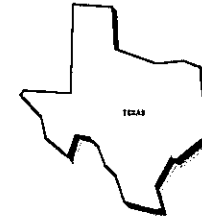
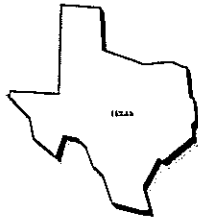
5,606 INMATES

TEXAS



# STATE CORRECTIONS PROFILE

## SELECTED CHARACTERISTICS OF ADULT INMATES (As of JULY 2005)



### PROFILE QUESTION

NUMBER OF AIDS CASES:

NUMBER OF INMATES TESTED FOR HIV ANTIBODIES

### TESTING OF INMATES BY CATEGORY:

ADMISSION

RANDOM

INCIDENT

HIGH RISK GROUP

### SYSTEMS FREQUENCY OF TESTING:

INMATES TESTING POSITIVE FOR HIV ANTIBODIES:

### STATE RESPONSE:

803 INMATES

32,469 INMATES

YES

N/A

YES

YES

UPON INTAKE (CAN REFUSE)/UPON RELEASE

1,605 INMATES

THE TEXAS DEPARTMENT OF CORRECTIONS DOES NOT SEGREGATE OR ISOLATE HIV-INFECTED INMATES.

NUMBER OF KNOWN HEPATITIS C CASES:

NUMBER OF INMATES BEING TREATED FOR HEPATITIS C:

20,432 INMATES

264 INMATES

### TESTING OF INMATES BY CATEGORY:

ADMISSION

RANDOM

INCIDENT

HIGH RISK GROUP

N/A

N/A

N/A

YES

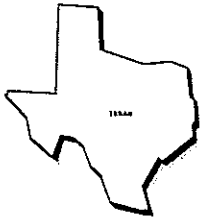
### SYSTEMS FREQUENCY OF TESTING:

UPON REQUEST, ANNUALLY

THE TEXAS DEPARTMENT OF CORRECTIONS DOES NOT SEGREGATE OR ISOLATE HEPATITIS C INMATES, BUT EDUCATIONAL MATERIALS ARE AVAILABLE TO INMATES.

TEXAS

## STATE CORRECTIONS PROFILE



### COURT ORDER REQUIREMENTS

THE TEXAS DEPARTMENT OF CORRECTIONS ARE UNDER NO CURRENT COURT ORDERS THAT GOVERN CAPACITY OF FACILITIES. COURT ORDERS THAT GOVERN OTHER REQUIREMENTS HAVE BEEN EXCLUDED FROM PREVIOUS REPORTS. TEXAS WAS PLACED UNDER THE FEDERAL COURT ORDER IN 1977.



### STATE INITIATIVES

#### ELDERLY OR INFIRMED INMATES

CURRENTLY, THERE ARE 8,415 OFFENDERS OVER THE AGE OF 55 WITHIN THE TEXAS DEPARTMENT OF CRIMINAL JUSTICE. THIS IS A 9.3% INCREASE OVER FY 2004. ONE OF THE GROWING CONCERNS IS THE IMPACT THIS GROWING POPULATION WILL LIKELY HAVE ON HEALTH CARE COSTS. THROUGH A STATEWIDE PARTNERSHIP BETWEEN THE CORRECTIONAL SYSTEM AND TWO OF THE STATE'S MEDICAL SCHOOLS, TEXAS OPERATES A COMPREHENSIVE SYSTEM OF FACILITIES DESIGNED TO PROVIDE A COMPLETE RANGE OF CARE WHILE THE OFFENDER IS INCARCERATED AND PROVIDE FOR MEDICALLY RECOMMENDED INTENSIVE SUPERVISION OF OFFENDERS WHEN APPROPRIATE. ALL OFFENDERS ARE CLASSIFIED AND ASSIGNED TO UNITS THAT BEST MEET THEIR NEEDS. TYPE II GERIATRIC OFFENDERS ARE CURRENTLY HOUSED AT THE 60-BED GERIATRIC CENTER ON THE ESTELLE UNIT. TYPE I GERIATRIC OFFENDERS ARE ASSIGNED TO 7 OTHER UNITS THROUGHOUT THE SYSTEM WHERE THEY ARE CAPABLE OF CONDUCTING ACTIVITIES OF DAILY LIVING, HOWEVER AT A SLOWER PACE. IN FY 2003, THE COST OF MEDICAL CARE FOR ELDERLY OFFENDERS WAS APPROXIMATELY \$25.16 PER OFFENDER PER DAY. THE TEXAS BOARD OF PARDONS AND PAROLES HAS THE OPTION OF RELEASING ELDERLY OFFENDERS ON MEDICALLY RECOMMENDED INTENSIVE SUPERVISION UPON RECOMMENDATION OF A PHYSICIAN. A NURSING HOME IS CURRENTLY AVAILABLE FOR PLACEMENT OF SOME OFFENDERS AT THE TIME OF THEIR RELEASE. IT IS CLEAR THAT OLDER OFFENDERS ARE DISPROPORTIONATELY HIGHER CONSUMERS OF HEALTH CARE SERVICES.

#### PRISON BASED SUBSTANCE ABUSE TREATMENT PROGRAMS

THE TEXAS DEPARTMENT OF CRIMINAL JUSTICE HAS IDENTIFIED THE FOLLOWING FORMS OF SUBSTANCE ABUSE TREATMENT PROGRAMS: (ESTIMATED FY 05 EXPENDITURES FOR PROGRAMS IS \$50.5 MILLION AND HAS ADMISSIONS/ENROLLMENT OF 7,852.)

(1) SUBSTANCE ABUSE FELONY PUNISHMENT FACILITIES (SAFPF) - AN INTENSIVE SIX TO NINE MONTH THERAPEUTIC COMMUNITY PROGRAM SENTENCED BY A JUDGE AS A CONDITION OF PROBATION OR AS A MODIFICATION OF PAROLE/PROBATION. THE PROGRAM CONSISTS OF ORIENTATION, MAIN TREATMENT, AND RE-ENTRY. OFFENDERS MAY ALSO PARTICIPATE IN PEER SUPPORT GROUPS.

### TEXAS

# STATE CORRECTIONS PROFILE



## STATE INITIATIVES (CONTINUED)

### PRISON BASED SUBSTANCE ABUSE TREATMENT PROGRAMS (CONTINUED)

(2) IN-PRISON THERAPEUTIC COMMUNITY (IPTC) - SIX MONTH INTENSIVE THERAPEUTIC COMMUNITY TREATMENT PROGRAM FOR OFFENDERS APPROVED FOR PAROLE CONTINGENT UPON COMPLETION OF THE PROGRAM.

(3) PRE-RELEASE SUBSTANCE ABUSE PROGRAM (PRSAP) - AN INTENSIVE 6-MONTH TREATMENT PROGRAM FOR OFFENDERS WITH SERIOUS SUBSTANCE ABUSE/DEPENDENCY AND ANTISOCIAL CHARACTERISTICS FROM INSTITUTIONAL DIVISION UNITS. THESE OFFENDERS ARE WITHIN 6 MONTHS OF RELEASE AS IDENTIFIED BY THE TEXAS DEPARTMENT OF CRIMINAL JUSTICE CLASSIFICATION, DEPARTMENT AND PAROLE DIVISION. TREATMENT MODALITY IS SIMILAR TO SUBSTANCE ABUSE FELONY PUNISHMENT FACILITIES, BUT IS MUCH MORE CONDENSED. OFFENDERS MAY PARTICIPATE IN PEER SUPPORT GROUPS.

(4) PRE-RELEASE THERAPEUTIC COMMUNITY (PRTC) - AN INTENSIVE 6-MONTH PROGRAM FOR OFFENDERS IN A THERAPEUTIC COMMUNITY SETTING WHICH PROVIDES PRE-RELEASE SERVICES. THE PROGRAM PROVIDES THREE PROGRAMMING TRACKS (SUBSTANCE ABUSE, COGNITIVE INTERVENTION AND LIFE SKILLS, AND VOCATIONAL EDUCATION.

### PRE-RELEASE/POST-RELEASE ("REENTRY") PROGRAMS

THE TEXAS DEPARTMENT OF CRIMINAL JUSTICE HAS A VARIETY OF PRE-RELEASE AND POST-RELEASE PROGRAMS FOR OFFENDERS. FOR OFFENDERS BEING RELEASED ON SUPERVISION, A RESIDENTIAL PLACEMENT IS APPROVED BY PAROLE OFFICERS. THIS PLACEMENT MAY BE A PRIVATE RESIDENCE OR A HALFWAY HOUSE UNDER CONTRACT WITH THE DEPARTMENT.

#### *INNERCHANGE FREEDOM INITIATIVE:*

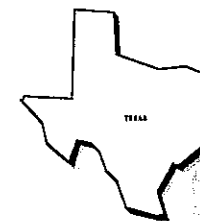
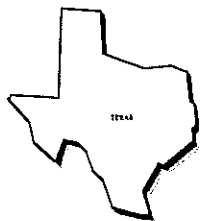
THIS PROGRAM IS OFFERED BY THE PRISON FELLOWSHIP MINISTRIES. NO STATE DOLLARS ARE USED FOR THIS PROGRAM. MALE OFFENDERS WHO ARE WITHIN 18 TO 30 MONTHS OF RELEASE VOLUNTEER FOR THIS PROGRAM. THE PROGRAM USES BIBLICAL PRINCIPLES TO ASSIST OFFENDERS IN MAKING GOOD MORAL DECISIONS AND APPLYING BIBLICAL VALUES TO LIFE SITUATIONS. SIX MONTHS OF AFTERCARE IS PROVIDED BY THE PAROLE DIVISION THROUGH THE DISTRICT RESOURCE CENTERS.

#### *HALFWAY HOUSES:*

THE PAROLE DIVISION CURRENTLY HAS 1,199 CONTRACT BEDS IN HALFWAY HOUSES ACROSS THE STATE FOR OFFENDERS WHO DO NOT HAVE RESIDENTIAL PLANS. TEMPORARY PLACEMENT IS ESSENTIAL IN THE TRANSITION OF OFFENDERS FROM PRISON LIFE TO THE FREE WORLD.

TEXAS

## STATE CORRECTIONS PROFILE



### STATE INITIATIVES (CONTINUED)

#### PRE-RELEASE/POST-RELEASE ("REENTRY") PROGRAMS (CONTINUED)

##### *PROJECT RIO (REINTEGRATION OF OFFENDERS):*

PROJECT RIO BEGAN IN 1985 AS A TWO-CITY PILOT PROJECT AS A MEASURE OF REDUCING THE RECIDIVISM RATE OF OFFENDERS. IN AUGUST 2005, PROJECT RIO HAD 35,512 PARTICIPANTS WITHIN THE SYSTEM. ONCE RELEASED, THE PAROLE DIVISION WORKS WITH THE TEXAS WORKFORCE COMMISSION IN TRAINING AND GETTING OFFENDERS TO WORK.

##### *SERIOUS AND VIOLENT OFFENDER REENTRY INITIATIVE PROGRAM:*

THE TDCJ REHABILITATION AND REENTRY PROGRAMS DIVISION AND PAROLE DIVISION HAVE BEEN AWARDED A \$1.9 MILLION GRANT FROM THE US DOJ TO PROVIDE PRE-RELEASE AND TRANSITIONAL SERVICES TO OFFENDERS FROM ADMINISTRATIVE SEGREGATION. THE GRANT ENDS JUNE 30, 2006. THE PROGRAM IS DESIGNED TO REDUCE RECIDIVISM BY BETTER PREPARING AND ASSISTING OFFENDERS CONFINED TO ADMINISTRATIVE SEGREGATION TO SUCCESSFULLY REENTER THEIR COMMUNITIES.

##### *SEX OFFENDER EDUCATION PROGRAM:*

OFFENDERS WHO ARE WITHIN TWO YEARS OF RELEASE ARE SELECTED TO PARTICIPATE IN THIS PROGRAM. PRIORITY IS GIVEN TO OFFENDERS WHO ARE ASSESSED AS LOW RISK TO RE-OFFEND. OFFENDERS PARTICIPATE IN DIDACTIC EDUCATION PROGRAMMING FOR THREE TO FOUR MONTHS.

##### *SEX OFFENDER TREATMENT PROGRAM:*

OFFENDERS WHO ARE WITHIN 18 MONTHS OF RELEASE ARE SELECTED TO PARTICIPATE IN THE SEX OFFENDER TREATMENT PROGRAM. PRIORITY IS GIVEN TO OFFENDERS WITH TWO OR MORE CONVICTIONS FOR A SEX OFFENSE, WHO ARE DISCHARGING THEIR SENTENCE AND WILL BE RELEASED WITHOUT SUPERVISION. THE PROGRAM OPERATES IN A THERAPEUTIC COMMUNITY AND USES A COGNITIVE BASED TREATMENT MODALITY. PRIORITY IS GIVEN TO OFFENDERS WHO ARE ASSESSED AS HIGH RISK TO RE-OFFEND.

##### *SUBSTANCE ABUSE AFTERCARE/CONTINUUM OF CARE:*

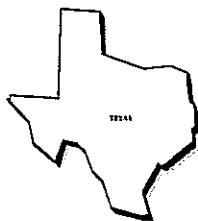
FOR OFFENDERS WHO PARTICIPATED IN THE SAFFP OR THE IPTC PROGRAM, A CONTINUUM OF CARE IS COORDINATED AND PROVIDED AT THE TIME OF THEIR RELEASE. THESE OFFENDERS ARE PLACED IN RESIDENTIAL TRANSITIONAL TREATMENT CENTERS (TTC) FOR 90 DAYS FOLLOWED BY A YEAR OF OUTPATIENT COUNSELING SERVICES.

##### *WRAP AROUND:*

FOR OFFENDERS WHO ARE NOT BEING RELEASED TO SUPERVISION, COMMUNITY SERVICE PROVIDERS ARE RECRUITED TO MEET WITH OFFENDERS AND DEVELOP COMMUNITY RESOURCE PLANS TO ASSIST IN MEETING THEIR NEEDS AT THE TIME OF THEIR RELEASE. OFFENDERS ARE INTERVIEWED BY STAFF TO DETERMINE THEIR NEEDS PRIOR TO THEIR RELEASE.

TEXAS

## STATE CORRECTIONS PROFILE



### STATE INITIATIVES (CONTINUED)

#### PRE-RELEASE/POST-RELEASE ("REENTRY") PROGRAMS (CONTINUED)

##### *STREET READY INITIATIVE:*

THE GOAL OF THIS INITIATIVE IS TO HAVE THE OFFENDER READY TO HIT THE STREET ONCE THEY ARE RELEASED FROM PRISON. THE PROGRAM GETS ESSENTIAL EMPLOYMENT DOCUMENTS TO THE OFFENDER AT THE TIME THEY ARE RELEASED.

##### *SUBSTANCE ABUSE COUNSELING PROGRAM:*

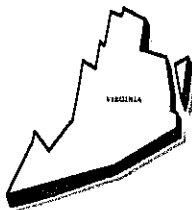
A PROGRAM INITIATED WITH THE \$10 MILLION APPROPRIATED FUNDS DESIGNATED TO CHANGE BEHAVIOR AND REDUCE THE RECIDIVISM RATE OF OFFENDERS WHO HAVE A CHRONIC HISTORY OF SUBSTANCE ABUSE.

STUDIES PERFORMED BY THE TEXAS CRIMINAL JUSTICE POLICY COUNCIL HAVE SHOWN THAT THE RECIDIVISM RATE IS SIGNIFICANTLY REDUCED WHEN THE OFFENDERS COMPLETE PROGRAMS OFFERED AT THE SAFPF, IPTC, AND INNERCHANGE. THE RECIDIVISM RATE FOR THESE OFFENDERS WAS 5%, 5%, AND 8% RESPECTIVELY FOR OFFENDERS WHO WERE RELEASED IN 1999 AND 2000 AND TRACKED FOR 2 YEARS. THIS SAME STUDY DOCUMENTED THAT 16.7% OF THE OFFENDERS WHO COMPLETED THE SEX OFFENDER TREATMENT PROGRAM WERE RE-INCARCERATED AFTER TWO YEARS AS COMPARED TO 27.7% OF THE COMPARISON GROUP WHO DID NOT RECEIVE TREATMENT.

#### CONCERNS WITH AGING ADULT CORRECTIONAL FACILITIES

THE TEXAS DEPARTMENT OF CRIMINAL JUSTICE HAS 106 TOTAL FACILITIES AS OF JULY 1, 2005. THE NEWEST PRISON, HAMILTON, WAS OPENED IN 2004 FOR MALE PRE-RELEASE OFFENDERS. TEXAS HAS 8 FACILITIES THAT WERE OPENED BETWEEN 1900-1920. TEXAS HAS 4 FACILITIES THAT WERE OPENED BEFORE 1900.

TEXAS



## STATE CORRECTIONS PROFILE

### SELECTED CHARACTERISTICS OF ADULT INMATES (CALENDAR YEAR 2004)



#### PROFILE QUESTION

AVERAGE AGE AT COMMITMENT:

TOTAL NUMBER OF INMATES 50 YEARS OR OLDER:

AVERAGE SENTENCE FOR NEW COMMITMENTS:  
(EXCLUDING LIFE SENTENCES)

AVERAGE TIME SERVED BY THOSE RELEASED:  
(EXCLUDING LIFE SENTENCES)

THE THREE (3) MOST FREQUENTLY COMMITTED CRIMES FOR WHICH  
INMATES ARE CURRENTLY SERVING TIME:

#### RACE AND SEX DISTRIBUTION:

PERCENTAGE WHITE

PERCENTAGE BLACK

PERCENTAGE HISPANIC

PERCENTAGE OTHER

PERCENTAGE MALE

PERCENTAGE FEMALE

NUMBER OF INMATES SERVING LIFE

NUMBER OF INMATES SERVING LIFE (WITHOUT PAROLE)

NEW COMMITMENTS TO LIFE SENTENCES:

#### STATE RESPONSE:

32.87 INMATES

564 INMATES

4.3 YEARS

3.5 YEARS

A. LARCENY/FRAUD

B. ROBBERY

C. RAPE/SEXUAL ASSAULT

35.05%

63.07%

1.40%

0.48%

92.67%

7.33%

1,431 INMATES

636 INMATES

46 INMATES

VIRGINIA



## STATE CORRECTIONS PROFILE

### SELECTED CHARACTERISTICS OF ADULT INMATES (CALENDAR YEAR 2004)



#### PROFILE QUESTION

INMATES SERVING DEATH SENTENCES:

INMATES EXECUTED IN FY 2005:

INMATES SERVING TWENTY (20) YEARS OR MORE:  
INMATES THAT HAVE ALREADY SERVED TWENTY (20)  
YEARS OF THEIR CURRENT SENTENCE:

INMATES ADMITTED WHO WERE PAROLE VIOLATORS:  
NUMBER OF TECHNICAL PAROLE VIOLATORS:  
NUMBER OF NEW CRIME PAROLE VIOLATORS:

INMATES RELEASED FROM CUSTODY IN CY 2004 FOR THE FOLLOWING:  
MANDATORY PAROLE  
DISCRETIONARY PAROLE  
GOODTIME  
DISCRETIONARY PROBATION  
DEATH  
OTHER (COURT ORDER, MISC.)  
TOTAL

METHOD IN WHICH "GOODTIME" IS CALCULATED:

IS MEDICAL-EARLY OR COMPASSIONATE RELEASE ALLOWED:

IF PAROLE ELIGIBLE MAY BE REVIEWED FOR MEDICAL CLEMENCY OR APPLY TO GOVERNOR'S OFFICE FOR CLEMENCY.

NUMBER OF INMATES RELEASED IN FY 2005 BASED ON THE ABOVE:

INMATES BETWEEN THE AGES OF 17 AND 20:

RECIDIVISM RATE FOR TOTAL POPULATION BASE 3 YEARS AFTER RELEASE:

#### STATE RESPONSE:

23 INMATES

3 INMATES

7,888 INMATES

1,482 INMATES

539 INMATES

373 INMATES

166 INMATES

1,326 INMATES

548 INMATES

0 INMATES

9,371 INMATES

93 INMATES

268 INMATES

11,606 INMATES

N/A

2

1,022 INMATES

29%

VIRGINIA



## STATE CORRECTIONS PROFILE

### SELECTED CHARACTERISTICS OF ADULT INMATES (FISCAL YEAR 2005)



#### PROFILE QUESTION

NUMBER OF AIDS CASES:

NUMBER OF INMATES TESTED FOR HIV ANTIBODIES

#### TESTING OF INMATES BY CATEGORY:

ADMISSION

RANDOM

INCIDENT

HIGH RISK GROUP

#### SYSTEMS FREQUENCY OF TESTING:

INMATES TESTING POSITIVE FOR HIV ANTIBODIES:

THE VIRGINIA DEPARTMENT OF CORRECTIONS DOES NOT SEGREGATE OR ISOLATE HIV-INFECTED INMATES.

NUMBER OF KNOWN HEPATITIS C CASES:

NUMBER OF INMATES BEING TREATED FOR HEPATITIS C:

#### TESTING OF INMATES BY CATEGORY:

ADMISSION

RANDOM

INCIDENT

HIGH RISK GROUP

#### SYSTEMS FREQUENCY OF TESTING:

THE VIRGINIA DEPARTMENT OF CORRECTIONS DOES NOT SEGREGATE OR ISOLATE HEPATITIS C INMATES.

#### STATE RESPONSE:

452 INMATES

202 INMATES

N/A

N/A

202 INMATES

N/A

UPON REQUEST OR SYMPTOMATIC

4 INMATES

2,068 INMATES

N/A

N/A

N/A

N/A

N/A

INCIDENT OR SYMPTOMATIC

VIRGINIA



# STATE CORRECTIONS PROFILE

## COURT ORDER REQUIREMENTS

THE VIRGINIA DEPARTMENT OF CORRECTIONS WAS NOT UNDER A FEDERAL OR STATE COURT ORDER AS OF JUNE 30, 2005.

## STATE INITIATIVES

### ELDERLY OR INFIRMED INMATES

IN VIRGINIA, HEALTH CARE IS BASED ON PATIENT FUNCTIONALITY AND NOT AGE. SOME GERIATRICS ARE HOUSED SEPARATELY AT ONE FACILITY AND OTHERS REMAIN IN POPULATION AT OTHER FACILITIES. EXPANSION IS BEING COMPLETED AT ONE FACILITY TO ALLOW FOR ADDITIONAL BEDS AS WELL AS PLANS FOR ADDITIONAL INFIRMARY BEDS. SEPARATE COSTS ARE NOT AVAILABLE.

### PRISON BASED SUBSTANCE ABUSE TREATMENT PROGRAMS

VIRGINIA HAS PSYCHOEDUCATION, GROUP COUNSELING, AND THERAPEUTIC COMMUNITY (TC) SUBSTANCE ABUSE PROGRAMS. COSTS ARE ONLY IDENTIFIABLE FOR THE TC BEDS. CURRENTLY, VIRGINIA HAS 1200 TC BEDS AT A COST OF \$3 MILLION PER YEAR ON TOP OF NORMAL PRISON OPERATIONAL COSTS. 2/3 OF THE FUNDING IS STATE FUNDS. THE RSAT GRANT (OTHER 1/3) WILL END IN JANUARY 2006. TC PROGRAM COMPLETERS ARE TRACKED ACCORDING TO RECONVICTION RATES AND RATES ARE COMPARED WITH THOSE WHO ARE NOT PARTICIPATING IN THE PROGRAMS.

### PRE-RELEASE/POST-RELEASE ("REENTRY") PROGRAMS

VIRGINIA HAS BOTH INSTITUTION-BASED AND COMMUNITY-BASED PROGRAMMING TO PREPARE OFFENDERS FOR RELEASE. INSTITUTION-BASED INCLUDES SUBSTANCE ABUSE EDUCATION, ANGER MANAGEMENT, THERAPIES, COGNITIVE RESTRUCTURING, EDUCATIONAL AND VOCATIONAL SERVICES, WORK OPPORTUNITIES, VOLUNTEER AND RELIGIOUS SERVICES. COMMUNITY-BASED INCLUDES THE RESIDENTIAL TRANSITION THERAPEUTIC COMMUNITIES, DAY REPORTING PROGRAMS, OFFENDER REENTRY PROGRAM AT LOCAL JAILS, SVORI, AND RESIDENTIAL PROGRAMS.

VIRGINIA DOC WAS RECENTLY AWARDED GRANT FUNDING FROM THE US DOJ TO DESIGN AND IMPLEMENT A REENTRY PROGRAM FOR SERIOUS AND VIOLENT OFFENDERS. IN 2002, DOC DEVELOPED A PROGRAM TO INITIATE PRE-RELEASE PARTNERSHIPS WITH LOCAL JAILS TO PROVIDE RE-ENTRY TRANSITION SERVICES TO OFFENDERS. PRE-RELEASE TRANSITION SERVICES ARE PROVIDED TO OFFENDERS FROM 45 - 90 DAYS PRIOR TO THEIR RELEASE AND CONTINUED THROUGH THEIR FIRST 45 DAYS FOLLOWING RELEASE. SELECTED OFFENDERS LEAVE THE PRISON AND RETURN TO THE LOCAL JAILS IN THEIR COMMUNITY TO PARTICIPATE IN THIS PROGRAM.

VIRGINIA

# STATE CORRECTIONS PROFILE



## STATE INITIATIVES (CONTINUED)

### PRE-RELEASE/POST-RELEASE ("REENTRY") PROGRAMS (CONTINUED)

THE KEY ELEMENTS OF VIRGINIA'S REENTRY PLAN INCLUDE:

- BEGINNING RE-ENTRY PLANNING AT INTAKE
- STRENGTHENING RELATIONSHIPS BETWEEN OFFENDERS AND FAMILIES
- INCREASING EMPLOYMENT OPPORTUNITIES
- REDUCING FAILURE TO MEET COURT ORDERED OBLIGATIONS
- IMPROVING LONG-TERM HOUSING OPPORTUNITIES
- MEETING HEALTH, MENTAL HEALTH, AND SUBSTANCE ABUSE SERVICES NEEDS
- DEVELOPING OTHER CROSSCUTTING STRATEGIES

### CONCERNS WITH AGING ADULT CORRECTIONAL FACILITIES

THE VIRGINIA DEPARTMENT OF CORRECTIONS HAS 42 INSTITUTIONS.

AUGUSTA CORRECTIONAL CENTER  
LAWRENCEVILLE CORRECTIONAL CENTER  
BASKERVILLE CORRECTIONAL CENTER  
LUNENBURG CORRECTIONAL CENTER  
BLAND CORRECTIONAL CENTER  
MARION TREATMENT CENTER  
BOTETOURT CORRECTIONAL CENTER  
MEDICAL COLLEGE OF VIRGINIA - MCV  
BRUNSWICK CORRECTIONAL CENTER  
MECKLENBURG CORRECTIONAL CENTER  
BUCKINGHAM CORRECTIONAL CENTER  
NOTTOWAY CORRECTIONAL CENTER  
CAROLINE CORRECTIONAL UNIT  
PATRICK HENRY CORRECTIONAL UNIT  
COFFEEWOOD CORRECTIONAL CENTER  
POCAHONTAS CORRECTIONAL UNIT  
COLD SPRINGS CORRECTIONAL UNIT  
POWHATAN CORRECTIONAL CENTER  
DEERFIELD CORRECTIONAL CENTER  
PULASKI CORRECTIONAL CENTER  
DEEP MEADOW CORRECTIONAL CENTER

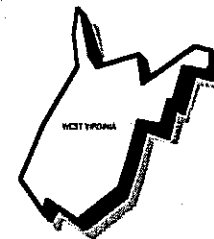
RED ONION STATE PRISON (SINCE 1998)  
DINWIDDIE CORRECTIONAL UNIT  
RUSTBURG CORRECTIONAL UNIT  
DILLWYN CORRECTIONAL CENTER  
SOUTHAMPTON CORRECTIONAL CENTER  
FLUVANNA CORRECTIONAL CENTER  
SOUTHAMPTON MEMORIAL HOSPITAL  
GREENSVILLE CORRECTIONAL CENTER  
ST. BRIDES CORRECTIONAL CENTER  
HALIFAX CORRECTIONAL UNIT  
SUSSEX I STATE PRISON  
HAYNESVILLE CORRECTIONAL CENTER  
SUSSEX II STATE PRISON  
HAYNESVILLE CORRECTIONAL UNIT  
TAZEVELL CORRECTIONAL UNIT  
INDIAN CREEK CORRECTIONAL CENTER  
VIRGINIA CORRECTIONAL CENTER FOR WOMEN  
JAMES RIVER CORRECTIONAL CENTER (SINCE 1894)  
WALLENS RIDGE STATE PRISON  
KEEN MOUNTAIN CORRECTIONAL CENTER  
WISE CORRECTIONAL UNIT

VIRGINIA

# STATE CORRECTIONS PROFILE



## SELECTED CHARACTERISTICS OF ADULT INMATES (AS OF JULY 1, 2005)



### PROFILE QUESTION

AVERAGE AGE AT COMMITMENT:

TOTAL NUMBER OF INMATES 50 YEARS OR OLDER:

AVERAGE SENTENCE FOR NEW COMMITMENTS:  
(EXCLUDING LIFE SENTENCES)

AVERAGE TIME SERVED BY THOSE RELEASED:  
(EXCLUDING LIFE SENTENCES)

THE THREE (3) MOST SERIOUS CRIMES FOR WHICH  
INMATES ARE CURRENTLY SERVING TIME:

### RACE AND SEX DISTRIBUTION:

PERCENTAGE WHITE

PERCENTAGE BLACK

PERCENTAGE HISPANIC

PERCENTAGE OTHER

PERCENTAGE MALE

PERCENTAGE FEMALE

NUMBER OF INMATES SERVING LIFE

NUMBER OF INMATES SERVING LIFE (WITHOUT PAROLE)

NEW COMMITMENTS TO LIFE SENTENCES:

### STATE RESPONSE:

UNKNOWN

5.5% OF 2,001 INMATES

UNKNOWN

UNKNOWN

A. MURDER

B. SEXUAL ASSAULT

C. AGGRAVATED LISTED

85.00%

14.00%

0.00%

1.00%

92.00%

8.00%

287 INMATES

230 INMATES

UNKNOWN

WEST VIRGINIA

# STATE CORRECTIONS PROFILE



## SELECTED CHARACTERISTICS OF ADULT INMATES (AS OF JULY 1, 2005)



### PROFILE QUESTION

INMATES SERVING DEATH SENTENCES:

INMATES SERVING TWENTY (20) YEARS OR MORE:  
INMATES THAT HAVE ALREADY SERVED TWENTY (20)  
YEARS OF THEIR CURRENT SENTENCE:

INMATES ADMITTED WHO WERE PAROLE VIOLATORS:  
NUMBER OF TECHNICAL PAROLE VIOLATORS:  
NUMBER OF NEW CRIME PAROLE VIOLATORS:

INMATES RELEASED FROM CUSTODY IN FY 05 FOR THE FOLLOWING:

EXPIRATION OF SENTENCE

PAROLE

GOODTIME

PROBATION

DEATH

OTHER (DIAGNOSTIC RELEASES, ESCAPES, COURT ORDERED RELEASE)

TOTAL

METHOD IN WHICH "GOODTIME" IS CALCULATED:

IS MEDICAL-EARLY OR COMPASSIONATE RELEASE ALLOWED:

NUMBER OF INMATES RELEASED IN FY 05 BASED ON THE ABOVE:

INMATES BETWEEN THE AGES OF 17 AND 20:

### STATE RESPONSE:

0 INMATES

(WV ABOLISHED THE DEATH PENALTY IN 1965)

UNKNOWN

UNKNOWN

178 INMATES

160 INMATES

18 INMATES

513 INMATES

880 INMATES

0 INMATES

0 INMATES

14 INMATES

586 INMATES

1,993 INMATES

N/A

YES

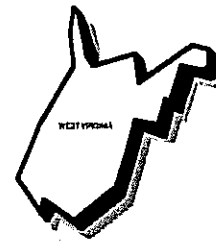
0 INMATES

42 INMATES

WEST VIRGINIA

## STATE CORRECTIONS PROFILE

### SELECTED CHARACTERISTICS OF ADULT INMATES (AS OF JULY 1, 2005)



#### PROFILE QUESTION (AIDS/HIV/HEPATITIS C)

THE WEST VIRGINIA DEPARTMENT OF CORRECTIONS DID NOT REPORT INFORMATION REGARDING ITS AIDS, HIV, OR HEPATITIS C INFECTED INMATES.

#### COURT ORDER REQUIREMENTS

THE WEST VIRGINIA DEPARTMENT OF CORRECTIONS IS NOT CURRENTLY UNDER A FEDERAL OR STATE COURT ORDER DURING THE YEAR ENDING JUNE 30, 2005.

#### STATE INITIATIVES

##### ELDERLY OR INFIRMED INMATES

THE WEST VIRGINIA DIVISION OF CORRECTIONS HAS NO SPECIFIC STRATEGY FOR ELDERLY INMATES BEYOND THE OCCASIONAL PLACEMENT IN A GERIATRIC UNIT AND THE ASSIGNMENT OF "INMATE HELPERS."

##### PRISON-BASED SUBSTANCE ABUSE TREATMENT PROGRAMS

THE WEST VIRGINIA DIVISION OF CORRECTIONS HAS INDICATED THAT EXTENSIVE INDIVIDUAL DRUG TREATMENT CLASSES ARE PROVIDED AT MOST INSTITUTIONS. IN ADDITION, BECKLEY CORRECTIONAL CENTER IS A DEDICATED DUI TREATMENT FACILITY. WEST VIRGINIA CURRENTLY USES GRANT FUNDS TO RUN ITS ALADRUE (ALCOHOL AND DRUG EDUCATION) PROGRAM. RSAT FUNDS PROVIDE FOR PROGRAMS ALSO.

##### PRE-RELEASE/POST-RELEASE ("REENTRY") PROGRAMS

THE WV LEGISLATURE HAS PASSED LAWS THAT ENABLE A MUCH GREATER USE OF COMMUNITY CORRECTIONS AND A SPECIAL COMMITTEE IS CURRENTLY REVIEWING SENTENCING PRACTICES IN THE STATE. THEY HAVE PROGRAMS CALLED GENERAL REENTRY CLASSES, 2ND CHANCE UNIT (FOR PAROLE VIOLATORS), TRANSITION AND WORK RELEASE UNITS.

##### CONCERNS WITH AGING ADULT CORRECTIONAL FACILITIES

WEST VIRGINIA HAS 12 CORRECTIONAL FACILITIES. THE OLDEST WAS BUILT IN 1937 AND THE NEWEST WAS BUILT IN 2003, WHICH IS A WOMEN'S FACILITY.

**WEST VIRGINIA**