


ADULT CORRECTIONAL SYSTEMS

A Report Submitted to the
FISCAL AFFAIRS AND GOVERNMENTAL OPERATIONS COMMITTEE

Southern Legislative Conference

Council of State Governments



JOHN R. ROMBACH
LEGISLATIVE FISCAL OFFICER

Prepared by:
Kristy Freeman, Fiscal Analyst
Louisiana Legislative Fiscal Office

Donald E. Hines
President of the Louisiana Senate

Joe R. Salter
Speaker of the Louisiana House

2004

This public document was published at a total cost of \$504 (\$3.15 per copy). 160 copies of this public document were published in this first printing. This document was published for the Louisiana Legislative Fiscal Office, Post Office Box 44097, Baton Rouge, Louisiana 70804 by the Louisiana State Senate, Post Office Box 94183, Baton Rouge, Louisiana 70804 in an effort to provide legislators, staff and the general public with an accurate summary of Adult Correctional Systems Comparative Data for FY 2004. This material was printed in accordance with the standard for printing by state agencies established pursuant to R.S. 43.31.

ADULT CORRECTIONAL SYSTEMS

TABLE OF CONTENTS

	<u>PAGE</u>
PREFACE	
INTRODUCTION AND METHODOLOGY	
I. INMATE POPULATION TRENDS AND INCARCERATION RATES	1 - 7
II. PRISON AND JAIL CAPACITIES.....	8 - 14
III. BUDGETARY ISSUES	15 - 19
IV. STAFFING PATTERNS AND INMATE VIOLENT INCIDENTS	20 - 26
V. PROJECTED COSTS OF NEW PRISONS.....	27 - 29
VI. PROBATION AND PAROLE.....	30 - 36
VII. REHABILITATION	37 - 38
VIII. PRISON INDUSTRIES.....	39 - 41
IX. PRIVATIZATION.....	42 - 44

TABLE OF CONTENTS
(CONTINUED)

PAGE

X. STATE PROFILES

ALABAMA.....	45 - 49
ARKANSAS	50 - 56
FLORIDA.....	57 - 62
GEORGIA	63 - 67
KENTUCKY	68 - 72
LOUISIANA	73 - 77
MARYLAND	78 - 81
MISSISSIPPI.....	82 - 87
MISSOURI	88 - 92
NORTH CAROLINA.....	93 - 98
OKLAHOMA	99
SOUTH CAROLINA	100 - 104
TENNESSEE.....	105 - 109
TEXAS.....	110 - 115
VIRGINIA	116 - 120
WEST VIRGINIA.....	121 - 123

INTRODUCTION AND METHODOLOGY

INTRODUCTION

This report is the twenty-ninth in a series of annual presentations to the Fiscal Affairs and Government Operations Committee of the Southern Legislative Conference. The report includes a summary of key findings and statistical tables based upon a questionnaire distributed to each member state in July 2004.

Many thanks to the legislative staff and correctional agency staff who provided the requested information. Thanks also to several co-workers who assisted with the preparation of this report: Gordon Monk and Carolyn Nicklas.

Kristy Freeman
Legislative Fiscal Analyst
Louisiana Legislative Fiscal Office
P. O. Box 44097
Baton Rouge, Louisiana 70804
Phone (225) 342-7233
Fax (225) 342-7243
e-mail freemank@legis.state.la.us

METHODOLOGY

The purpose of this report is to provide legislators and staff in each state with a reference document that can be used to compare Corrections Programs in a particular state to others throughout the southern region.

A questionnaire was sent to each of the 16 states in the Southern Legislative Conference. The information reported in this survey is taken directly from the returned surveys, unless so noted. In addition to group reporting of like data, selected data from the states has been compiled into a "Corrections State Profile" for each state. These include, but are not limited to, selected characteristics of adult inmates and major state initiatives.

It should be noted that although identical surveys were sent to each state, there might be certain inconsistencies due to differences in interpretation of corrections data. We have attempted to adjust these inconsistencies when making comparisons among states. To the best of our ability this has been done with each state's prior approval.

Fifteen of the sixteen SLC states responded to the survey. Oklahoma did not return a questionnaire, but some information was obtained from the Oklahoma Department of Corrections website (www.doc.state.ok.us).

NOTE: For purposes of this report "N/A" denotes that the requested information was not provided or available for reporting.

INMATE POPULATION TRENDS AND
INCARCERATION RATES

The inmate population housed in state correctional facilities throughout the Southern Legislative Conference region increased by 11,514 or 2.1 percent from July 1, 2003 to July 1, 2004 (based on figures reported in previous years surveys). The rate of change for each state varied widely, from a 8.4 percent increase in Mississippi to a 2 percent decrease in Oklahoma. A yearly trend summary of the growth of inmates housed in state correctional systems as of July 1 of each year is presented below. (The variations in this table prior to 1994 reflect the addition of Missouri to the Southern Legislative Conference.) Note: These numbers have been revised where noted based on adjustments provided by the member states.

Year	Number of Inmates (in state fac.)	% Increase
1-Jul-84	185,756	
1-Jul-85	196,251	5.6%
1-Jul-86	204,075	4.0%
1-Jul-87	214,786	5.2%
1-Jul-88	221,990	3.4%
1-Jul-89	236,492	6.5%
1-Jul-90	264,283	11.8%
1-Jul-91	282,046	6.7%
1-Jul-92	297,037	5.3%
1-Jul-93	325,232	9.5%
1-Jul-94	352,768	8.5%
1-Jul-95	411,746	16.7%
1-Jul-96	444,952	8.1%
1-Jul-97	465,879	4.7%
1-Jul-98	485,399	4.2%
1-Jul-99	508,043	4.7%
1-Jul-00	518,361	2.0%
1-Jul-01	523,683	1.0%
1-Jul-02	534,909	2.1%
1-Jul-03	549,493	2.7%
1-Jul-04	561,007	2.1%

Between 1994 and 2004 the resident population of the sixteen state Southern Legislative Conference region increased from 94.5 million to 108.9 million, a 15.2 percent increase. During that same time period, the number of state inmates (including state inmates housed in local jails) increased by 40.2 percent from 407,715 to 604,413. Not surprisingly, the incarceration rate in the SLC region, which is the number of inmates per one hundred thousand inhabitants, increased from 431.3 in 1994 to 555.2 in 2004 and was below the U.S. incarceration rate, which increased from 329.6 in 1994 to 502.4 in 2004.

YEAR	SLC Total Population (thousands)	U.S. Population* (thousands)	SLC Total State Inmates (incl. jails)	U.S. Inmates** in Prisons	SLC State Inmates/ 100,000 Pop.	U.S. Inmates/ 100,000 Pop.
1994	94,539	260,711	407,715	859,295	431.3	329.6
2004	108,862	290,810	604,413	1,460,920	555.2	502.4
% Increase	15.2%	11.5%	48.2%	70.0%	28.7%	52.4%

*Population figures as of July 1, 2003. Source: Population Division, U.S. Census Bureau

**U.S. inmate figures as of June 30, 2003. Source: Bureau of Justice Statistics, Prison and Jail Inmates at Midyear 2003

The number of state inmates housed in local jails in the SLC accounts for 7.2 percent of the total inmate population of 604,413 housed in both state facilities and local jails. As of July 1, 2004, there were 43,406 state inmates housed in local jails. Twelve states surveyed provided projections of the growth of their inmate populations housed in state facilities to the year 2009. These states expect varying increases from 2004 to 2009 in the number of inmates, from 1.5 percent in Louisiana to 58.8 percent in West Virginia. Eight states projected inmate populations to the year 2014. Predicted increases during the ten-year period range from 4.7 percent in Louisiana to 71.8 percent in West Virginia.

ADULT INMATE POPULATION HOUSED IN STATE CORRECTIONAL FACILITIES

STATE	Inmate Population (a)		Inmates per 100,000 Pop. (b) 1-Jul-04	Rank in SLC	Inmate Population Change			
	1-Jul-03	1-Jul-04			00 to 01	01 to 02	02 to 03	03 to 04
ALABAMA	26,603	26,496	588.7	4	7.0%	3.3%	6.0%	-0.4%
ARKANSAS	11,730	12,431	456.1	9	1.6%	4.3%	1.8%	6.0%
FLORIDA	77,272	81,992	481.8	8	1.1%	2.1%	5.1%	6.1%
GEORGIA	47,111	48,619	559.8	6	4.9%	3.2%	0.4%	3.2%
KENTUCKY	12,286	12,499	303.5	15	4.2%	6.4%	-0.3%	1.7%
LOUISIANA	19,770	19,595	435.8	10	0.1%	1.0%	0.2%	-0.9%
MARYLAND	23,788	23,312	423.2	12	1.6%	1.0%	0.1%	-2.0%
MISSISSIPPI	17,743	19,228	667.3	2	-1.3%	9.4%	2.7%	8.4%
MISSOURI	30,283	30,110	527.8	7	3.4%	5.8%	1.7%	-0.6%
NORTH CAROLINA	33,583	35,205	418.7	13	1.4%	3.8%	1.7%	4.8%
OKLAHOMA	22,583	23,022	655.6	3	-0.3%	1.1%	-1.1%	1.9%
SOUTH CAROLINA	23,279	23,412	564.5	5	1.2%	3.8%	5.0%	0.6%
TENNESSEE	19,146	19,189	328.5	14	3.7%	1.1%	9.2%	0.2%
TEXAS	148,701	150,013	678.2	1	-1.9%	-0.1%	3.2%	0.9%
VIRGINIA	31,867	31,942	432.4	11	1.0%	0.5%	-0.1%	0.2%
WEST VIRGINIA	3,748	3,942	217.7	16	8.5%	5.1%	7.9%	5.2%
TOTAL	549,493	561,007	515.3		1.0%	2.1%	2.7%	2.1%

(a) Incarceration rates shown are for inmates in state facilities only.

For total incarceration rates see table "State Inmates in State and Local Jails."

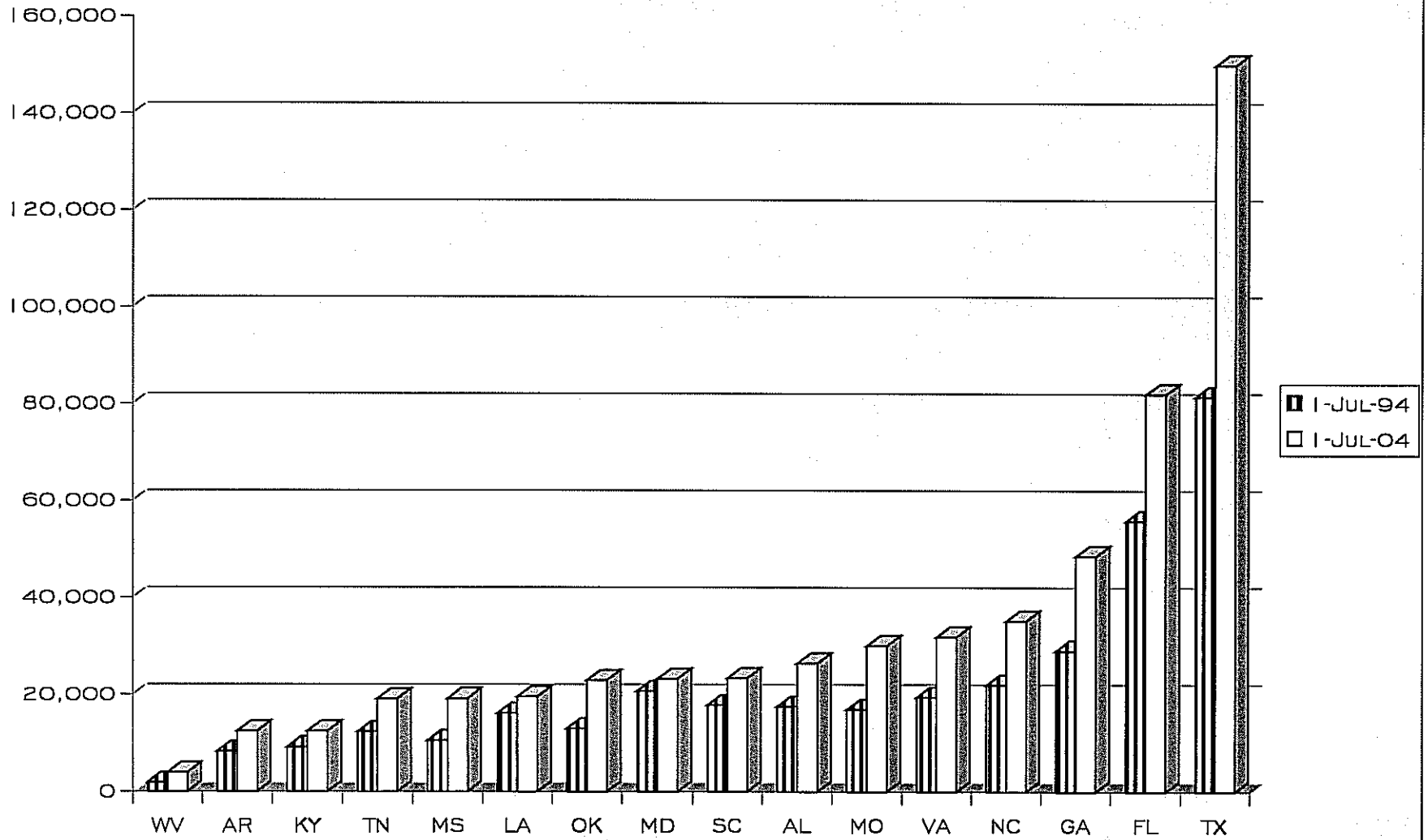
(b) Population data from U.S. Census Bureau, Population Division.

GROWTH OF ADULT
INMATE POPULATION HOUSED IN STATE FACILITIES
1994 TO 2004

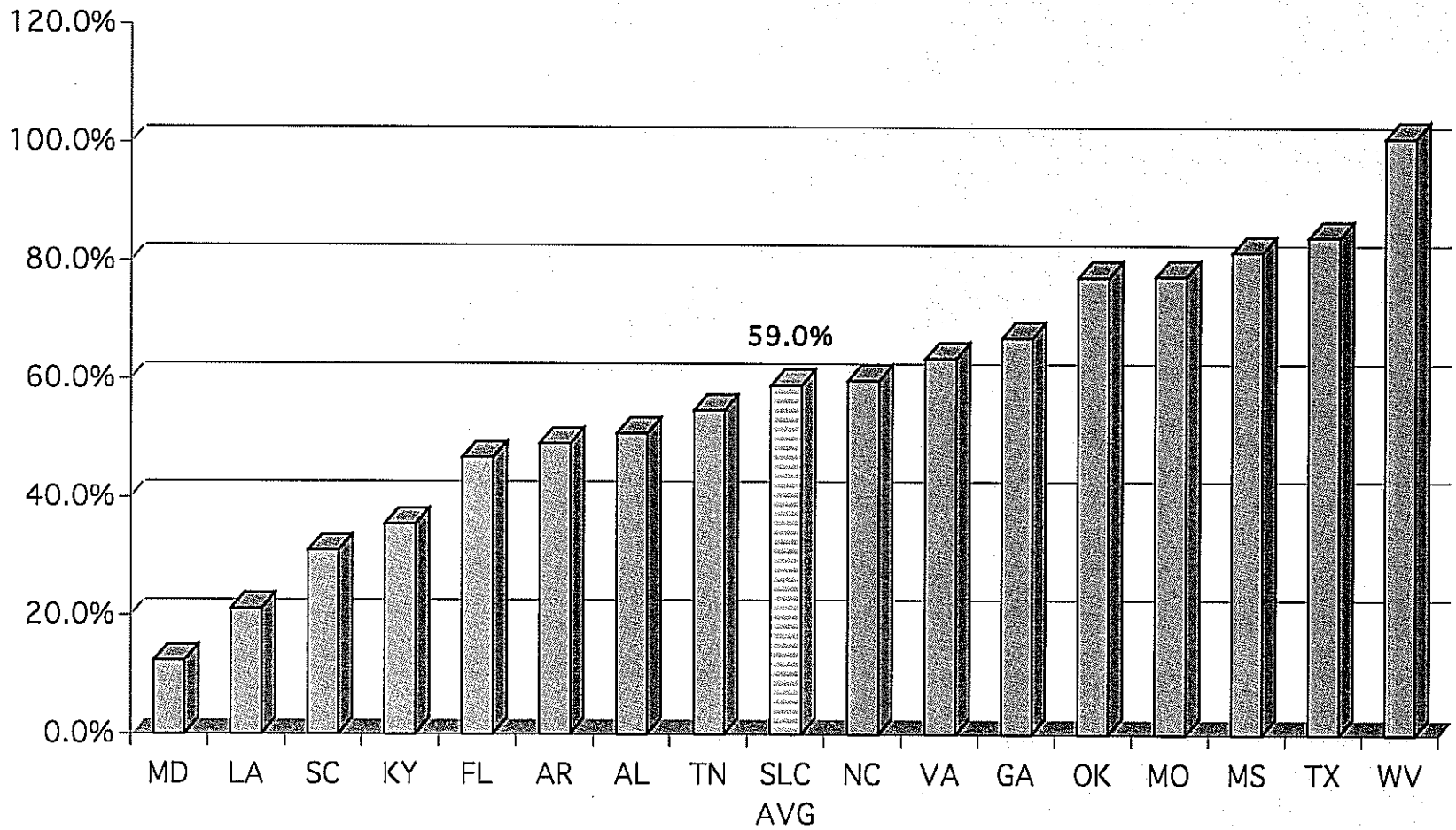
STATE	Inmate Population		Total Increase 1994-2004	Percent Increase
	1-Jul-94 (a)	1-Jul-04		
ALABAMA	17,562	26,496	8,934	50.9%
ARKANSAS	8,333	12,431	4,098	49.2%
FLORIDA	55,852	81,992	26,140	46.8%
GEORGIA	29,102	48,619	19,517	67.1%
KENTUCKY	9,224	12,499	3,275	35.5%
LOUISIANA	16,172	19,595	3,423	21.2%
MARYLAND	20,744	23,312	2,568	12.4%
MISSISSIPPI	10,590	19,228	8,638	81.6%
MISSOURI	16,965	30,110	13,145	77.5%
NORTH CAROLINA	22,025	35,205	13,180	59.8%
OKLAHOMA	12,980	23,022	10,042	77.4%
SOUTH CAROLINA	17,868	23,412	5,544	31.0%
TENNESSEE	12,398	19,189	6,791	54.8%
TEXAS	81,471	150,013	68,542	84.1%
VIRGINIA	19,520	31,942	12,422	63.6%
WEST VIRGINIA	1,962	3,942	1,980	100.9%
TOTAL	352,768	561,007	208,239	59.0%

(a) As reported in 1994 survey.

GROWTH OF INMATE POPULATION (STATE FACILITIES ONLY, 1994-2004)



PERCENT INCREASE IN INMATE POPULATION
 (STATE FACILITIES ONLY, 1994-2004)



PROJECTED ADULT INMATE POPULATION (State Facilities)

STATE	1-Jul-04	Projected		Percent of Increase	
		2009	2014	2004 to 2009	2004 to 2009
ALABAMA	26,496	N/A	N/A	N/A	N/A
ARKANSAS	12,431	15,933	18,333	28.2%	47.5%
FLORIDA	81,992	97,029	N/A	18.3%	N/A
GEORGIA	48,619	56,100	58,644	15.4%	N/A
KENTUCKY	12,499	N/A	N/A	N/A	N/A
LOUISIANA (b)	36,687	37,233	38,424	1.5%	4.7%
MARYLAND	23,312	25,500	26,500	9.4%	13.7%
MISSISSIPPI	19,228	N/A	N/A	N/A	N/A
MISSOURI	30,110	34,493	38,876	14.6%	29.1%
NORTH CAROLINA	35,205	40,498	N/A	15.0%	N/A
OKLAHOMA	23,022	N/A	N/A	N/A	N/A
SOUTH CAROLINA	23,412	29,824	N/A	27.4%	N/A
TENNESSEE	19,189	28,300	29,767	47.5%	55.1%
TEXAS	150,013	159,084	N/A	6.0%	N/A
VIRGINIA (c)	31,942	41,933	43,328	31.3%	35.6%
WEST VIRGINIA	3,942	6,260	6,774	58.8%	71.8%
TOTAL (a)	578,099	572,187	260,646	15.2%	65.4%

(a) These figures only reflect reporting states and do not reflect the SLC total.

(b) The population and projected population includes state prisoners in local jails.

(c) This is the projected inmate population for 2010.

PRISON AND JAIL CAPACITIES

On July 1, 2004, the inmate population exceeded or equaled the maximum design capacity of the state correctional facilities in six of the fifteen states reporting. The percent of capacity ranged from 87 percent in Mississippi to 118 percent in Alabama, with the average for the region at 97 percent.

States were asked to ascertain the percentage of inmates housed in various levels of security. The levels ranged from one to three.

**A Level One institution is an institution with maximum-security inmates (extended lockdown and working cell blocks).

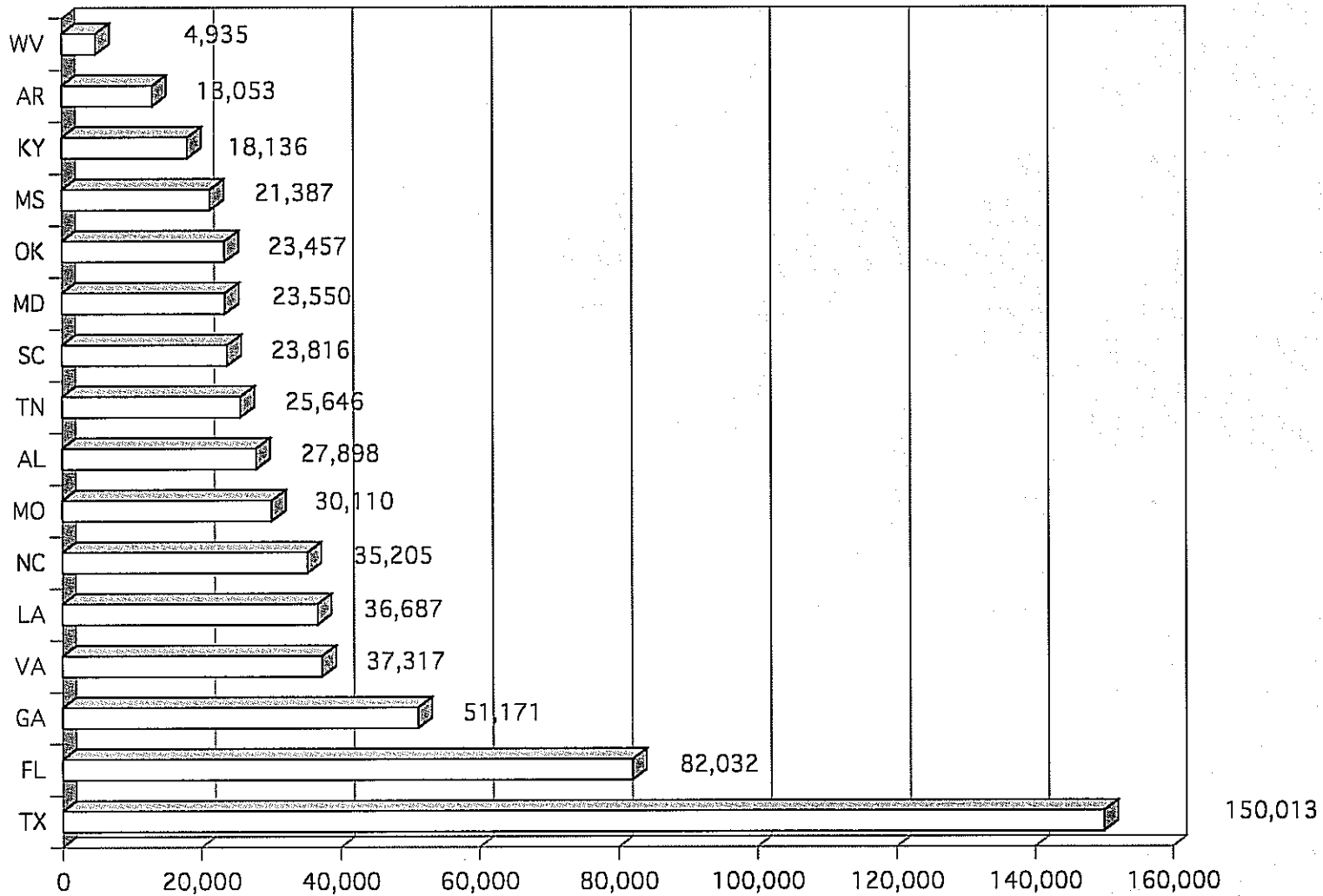
**A Level Two institution consists of medium-security inmates (working cell blocks).

**A Level Three institution contains minimum-security inmates only.

Of the inmates in state prisons, 20.5 percent are in Level One institutions, 44.8 percent are in Level Two institutions, 19.8 percent are in Level Three institutions, 3.5 percent are in Community Based Centers, and 11.5 percent are in other settings (excluding local jails).

Of the sixteen states surveyed, thirteen confined inmates in local jails. The shifting of inmates to the local level has caused some jails to house inmates in excess of designed capacities. Of the six states reporting local jail capacity data, 31,487 state inmates filled approximately 18.8 percent of those beds. Local jail populations exceed or equaled reported capacity in three of the six states reporting total jail populations.

STATE INMATES HOUSED IN STATE AND LOCAL JAILS
(AS OF JULY 1, 2004)



POPULATION AND CAPACITY OF STATE CORRECTIONAL FACILITIES

(As of July 1, 2004)

STATE	Inmate Population	Maximum Design Capacity	Percent of Capacity
ALABAMA	26,496	22,406	118%
ARKANSAS	12,431	11,839	105%
FLORIDA	81,992	91,078	90%
GEORGIA	48,619	53,494	91%
KENTUCKY	12,499	12,186	103%
LOUISIANA	19,595	19,696	99%
MARYLAND	23,312	N/A	N/A
MISSISSIPPI	19,228	22,119	87%
MISSOURI	30,110	32,354	93%
NORTH CAROLINA	35,205	31,359	112%
OKLAHOMA	23,022	N/A	N/A
SOUTH CAROLINA	23,412	23,284	101%
TENNESSEE	19,189	20,122	95%
TEXAS	150,013	153,192	98%
VIRGINIA	31,942	31,215	102%
WEST VIRGINIA	3,942	4,032	98%
TOTAL	561,007	528,376	97%

DISTRIBUTION OF ADULT INMATE POPULATION BY TYPE OF INSTITUTION
(As of July 1, 2004)

STATE	Level One		Level Two		Level Three		Community Based		Other		Total
	Inmates	%	Inmates	%	Inmates	%	Inmates	%	Inmates	%	
ALABAMA	6,693	25.3%	13,099	49.4%	2,602	9.8%	2,674	10.1%	1,428	5.4%	26,496
ARKANSAS	2,564	20.6%	7,493	60.3%	1,795	14.4%	579	4.7%	0	0.0%	12,431
FLORIDA (a)	4,145	5.1%	75,510	92.1%	0	0.0%	2,241	2.7%	96	0.1%	81,992
GEORGIA	N/A	N/A	N/A	N/A	N/A	N/A	1,724	3.5%	46,895	96.5%	48,619
KENTUCKY	794	6.4%	8,771	70.2%	2,374	19.0%	560	4.5%	0	0.0%	12,499
LOUISIANA (b)	9,151	46.7%	7,596	38.8%	814	4.2%	1,494	7.6%	540	2.8%	19,595
MARYLAND (c)	1,956	8.4%	11,597	49.7%	4,628	19.9%	4,232	18.2%	899	3.9%	23,312
MISSISSIPPI	2,608	13.6%	9,557	49.7%	5,320	27.7%	1,743	9.1%	0	0.0%	19,228
MISSOURI (d)	12,377	41.1%	11,098	36.9%	5,105	17.0%	0	0.0%	1,530	5.1%	30,110
NORTH CAROLINA (e)	5,774	16.4%	15,862	45.1%	12,524	35.6%	218	0.6%	827	2.3%	35,205
OKLAHOMA	2,134	9.3%	9,838	42.7%	7,403	32.2%	3,045	13.2%	602	2.6%	23,022
SOUTH CAROLINA (f)	9,200	39.3%	9,477	40.5%	2,823	12.1%	0	0.0%	1,912	8.2%	23,412
TENNESSEE	3,904	20.3%	14,880	77.5%	405	2.1%	0	0.0%	0	0.0%	19,189
TEXAS	49,509	33.0%	45,535	30.4%	54,969	36.6%	0	0.0%	0	0.0%	150,013
VIRGINIA (g)	3,699	11.6%	8,450	26.5%	9,574	30.0%	892	2.8%	9,327	29.2%	31,942
WEST VIRGINIA	221	5.6%	2,486	63.1%	846	21.5%	48	1.2%	341	8.7%	3,942
TOTAL/Average %	114,729	20.5%	251,249	44.8%	111,182	19.8%	19,450	3.5%	64,397	11.5%	561,007

(a) Florida "other" represents substance abuse facilities.

(b) Louisiana "other" represents Adult Reception & Diagnostic Center Inmates.

(c) Maryland "other" includes those inmates not yet classified.

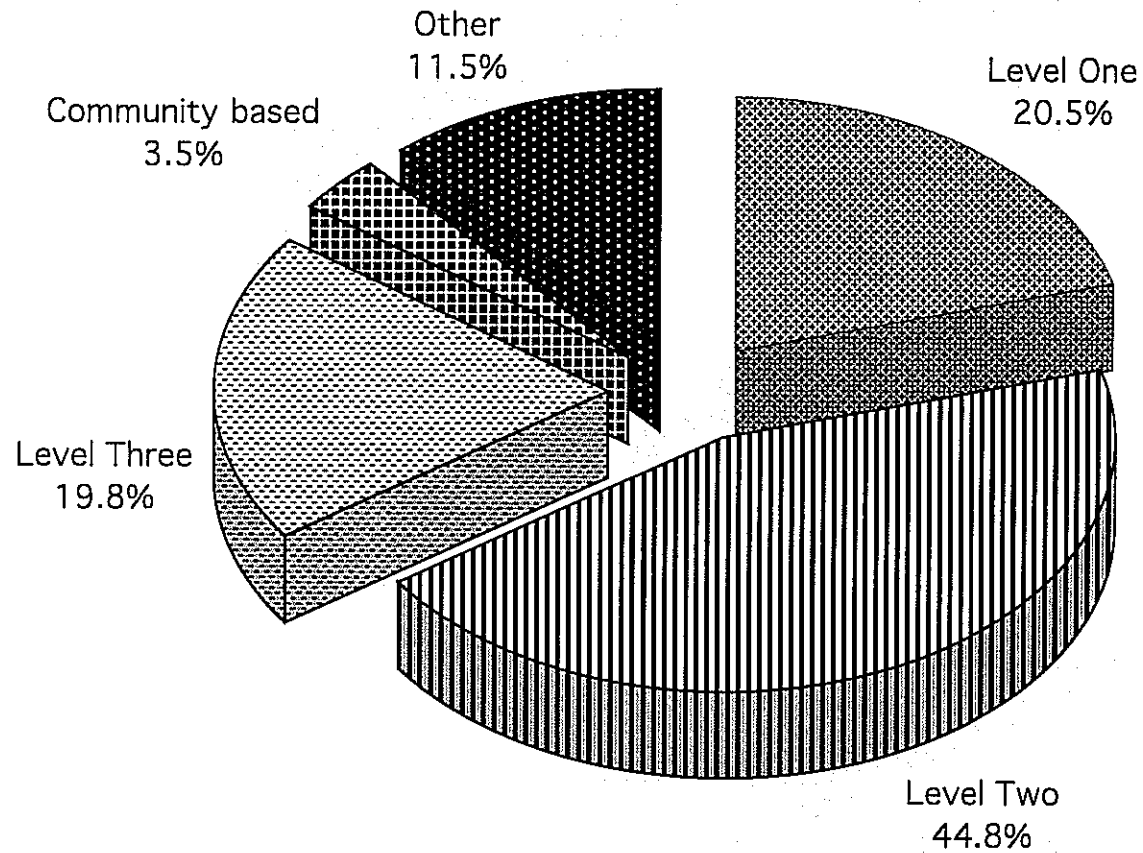
(d) Missouri "other" represents those inmates in shock, reception, and diagnostic centers.

(e) North Carolina "other" includes safe keepers, unassigned custody, or missing data.

(f) South Carolina "other" includes hospital and infirmary designations.

(g) Virginia's Dept. of Corrections has a six level classification system. Levels 4, 5, and 6 were placed in Other, which also includes reception centers, hospitals, and out-of-state inmates.

DISTRIBUTION OF ADULT INMATE POPULATION BY TYPE OF INSTITUTION



UTILIZATION OF LOCAL JAILS
(AS OF JULY 1, 2004)

STATE		Total Local Jail Population	Max. Design Capacity	Percent of Capacity	No. of State Inmates	STATE PAYMENT PER	
						Inmate Day	Inmate Year
ALABAMA	(a)	unknown	unknown	N/A	1,402	\$26.07	\$9,516
ARKANSAS		958	N/A	N/A	622	\$28.00	\$10,220
FLORIDA	(b)	56,323	N/A	N/A	40	N/A	N/A
GEORGIA	(c)	33,920	N/A	N/A	2,552	\$20.00	\$7,300
KENTUCKY	(d)	unknown	unknown	N/A	5,637	\$28.50	\$10,403
LOUISIANA	(e)	37,248	36,779	101.3%	17,092	\$23.14	\$8,446
MARYLAND		13,062	N/A	N/A	238	N/A	N/A
MISSISSIPPI		2,159	2,224	97.1%	2,159	\$21.00	\$7,665
MISSOURI		0	0	0	0	\$0	\$0
NORTH CAROLINA		0	0	0	0	\$0	\$0
OKLAHOMA		N/A	N/A	N/A	435	N/A	N/A
SOUTH CAROLINA		10,727	9,785	109.6%	404	N/A	N/A
TENNESSEE	(f)	22,203	22,648	98.0%	6,457	\$43.15	\$15,750
TEXAS	(g)	65,218	78,942	82.6%	0	\$0	\$0
VIRGINIA	(h)	25,572	16,920	151.1%	5,375	\$22.00	\$8,030
WEST VIRGINIA		N/A	N/A	N/A	993	\$48.50	\$17,703
Total		267,390	167,298		43,406		
Average				106.6%		\$28.93	\$10,559

(a) Capacities are determined by local authorities and \$3.83 of the state payment is for medical expenses.

(b) Effective July 1, 1996, the Florida Department of Corrections no longer rates capacity for local jails. Local facilities regulate it.

(c) Inmates are housed in jails only until space is available in the state prison system for the inmate. (Temporary, short-term option only.)

(d) All facilities are reimbursed at a flat rate, which is set by the legislature. \$1.50 of the \$28.50 reimbursement is for medical expenses.

(e) All facilities are reimbursed at a flat rate of \$22.39 per day except for Work Release Facilities operated by the Sheriffs which are reimbursed at \$18.25, and two parishes who earn an additional \$7.00 per inmate per day through approved cooperative endeavors to provide and capitalize additional beds for the state. All parishes are also eligible to have approved extraordinary medical expenses reimbursed. Orleans parish is also reimbursed an additional per diem of \$2 for medical expenses for state inmates and \$7 for all inmates served by their mental health unit and \$3 per day for the Intensive Incarceration and Parole Supervision Program.

(f) TN uses four methods of reimbursement: contracted agreements, reasonable/allowable, contract reasonable/allowable, and resolution. Of the \$43.15 reimbursement, \$7.8 is for medical expenses.

(g) All contracts were terminated as of 8/12/02 for Texas state prisoners to be housed in local jails.

(h) The Commonwealth of Virginia does not designate a "maximum designed bed capacity for local jails." All jails have a certified rated operating capacity, as determined by square foot measurements of cell, dayroom and dormitory housing areas. All full service local and regional jails are provided per diem rates (i.e. \$8 per diem for local inmates and \$14 per diem for state felons + personnel costs). Local jail farms, which hold minimum security inmates for various work programs, receive \$22 for local inmates and \$28 for state felons as a per diem and no personnel money.

BUDGETARY ISSUES

Over the last ten years expenditures in the region have increased 63.66 percent. With all sixteen states reporting, the average annual operating cost of housing an inmate in an institution was \$16,101. Expenditures varied by type of confinement unit. The annual average cost of housing an inmate in a local jail was \$10,559 as compared to \$17,097 in a state-operated Level One institution, \$17,003 in a Level Two type institution, \$15,843 in a Level Three type institution, \$11,304 in Community Based type programs, and \$14,619 in other institutional settings. (It should be noted that these costs reflect only those services budgeted to and provided by the respective corrections agencies.)

Additionally, the average annual expenditure per adult inmate for the southern states was \$18,522 with North Carolina spending the most at \$30,918 per inmate and Alabama spending the least at \$8,089 per inmate. North Carolina also spent the most on adult corrections per capita (\$129), while West Virginia spent the least (\$61).

ADULT CORRECTIONS OPERATING BUDGETS

(in thousands of dollars)

STATE	Actual Corrections Expenditures		Actual Corrections Expenditures	Projected Corrections Expenditures	Percent Increase	
	FY 93-94	(a) FY 98-99	FY 03-04	FY 04-05	FY 93-94 to FY 03-04	FY 98-99 to FY 03-04
ALABAMA*	\$149,446	\$208,305	N/A	N/A	N/A	N/A
ARKANSAS	\$112,323	\$174,103	\$234,624	\$249,561	108.88%	34.76%
FLORIDA	N/A	\$1,590,900	\$1,818,739	\$1,897,692	N/A	14.32%
GEORGIA	\$572,883	\$818,797	\$944,606	\$946,846	64.89%	15.37%
KENTUCKY	\$201,937	\$303,624	\$338,846	\$340,176	67.80%	11.60%
LOUISIANA	\$188,900	\$232,931	\$296,755	\$323,871	57.10%	27.40%
MARYLAND*	N/A	\$476,768	N/A	N/A	N/A	N/A
MISSISSIPPI	\$109,601	\$236,462	\$289,196	\$276,043	163.86%	22.30%
MISSOURI	\$216,735	\$495,018	\$575,700	\$575,201	165.62%	16.30%
NORTH CAROLINA	\$686,899	\$1,042,590	\$1,088,463	\$1,113,100	58.46%	4.40%
OKLAHOMA*	\$156,373	\$385,602	N/A	N/A	N/A	N/A
SOUTH CAROLINA	\$271,855	\$379,839	\$345,523	\$345,158	27.10%	-9.03%
TENNESSEE	\$351,909	\$423,113	\$497,570	\$554,440	41.39%	17.60%
TEXAS	\$2,489,963	\$2,360,339	\$2,453,691	\$2,444,674	-1.46%	3.96%
VIRGINIA	\$447,594	\$704,711	\$813,445	\$839,299	81.74%	15.43%
WEST VIRGINIA	\$36,000	\$63,304	\$110,208	\$119,309	206.13%	74.09%
TOTAL**	\$5,992,418	\$9,896,406	\$9,807,366	\$10,025,370	72.46%	11.12%

(a) As reported in this year's survey.

* These states did not report this information; therefore, data is from prior year surveys.

** These figures only reflect reporting states.

ANNUAL OPERATING COST PER INMATE BY TYPE OF INSTITUTION (a)
(FY 2003-04 Actual)

STATE	Level One	Level Two	Level Three	Community Based	Other	System Wide Annual Operating Cost Per Inmate	System Wide Cost Per Inmate Day
ALABAMA	N/A	N/A	N/A	N/A	N/A	\$9,516	\$26.07
ARKANSAS	\$15,826	\$18,586	\$18,345	\$15,009	\$0	\$17,275	\$47.33
FLORIDA	\$17,345	N/A	N/A	\$13,330	\$20,247	\$17,334	\$47.36
GEORGIA (b)	\$22,057	\$16,246	\$15,480	\$19,528	\$17,155	\$17,421	\$47.73
KENTUCKY	\$15,284	\$16,576	\$23,439	\$10,034	\$10,140	\$15,095	\$41.35
LOUISIANA	\$18,246	\$14,386	\$14,117	\$6,582	\$8,447	\$12,419	\$33.93
MARYLAND (b)	N/A	N/A	N/A	N/A	N/A	\$21,944	\$60.12
MISSISSIPPI	\$10,194	\$12,450	\$14,980	\$10,194	\$0	\$13,337	\$36.54
MISSOURI	\$13,732	\$12,886	\$14,017	\$0	\$0	\$13,426	\$36.78
NORTH CAROLINA (b)	\$27,214	\$22,097	\$16,874	\$1,953	\$22,433	\$21,141	\$57.92
OKLAHOMA (b)	\$19,583	\$16,671	\$16,586	\$16,518	\$12,182	\$16,308	\$44.68
SOUTH CAROLINA	\$10,600	\$8,700	\$8,200	\$6,200	\$0	\$9,600	\$26.30
TENNESSEE	\$19,310	\$16,388	\$17,352	\$0	\$20,395	\$18,483	\$50.64
TEXAS (b)	\$13,775	\$14,615	\$15,781	\$0	\$0	\$14,756	\$40.43
VIRGINIA	\$15,660	\$33,041	\$13,403	\$0	\$20,569	\$20,668	\$56.47
WEST VIRGINIA	\$20,533	\$18,398	\$17,389	\$13,691	\$0	\$18,892	\$51.76
AVERAGE (c)	\$17,097	\$17,003	\$15,843	\$11,304	\$14,619	\$16,101	\$44.09

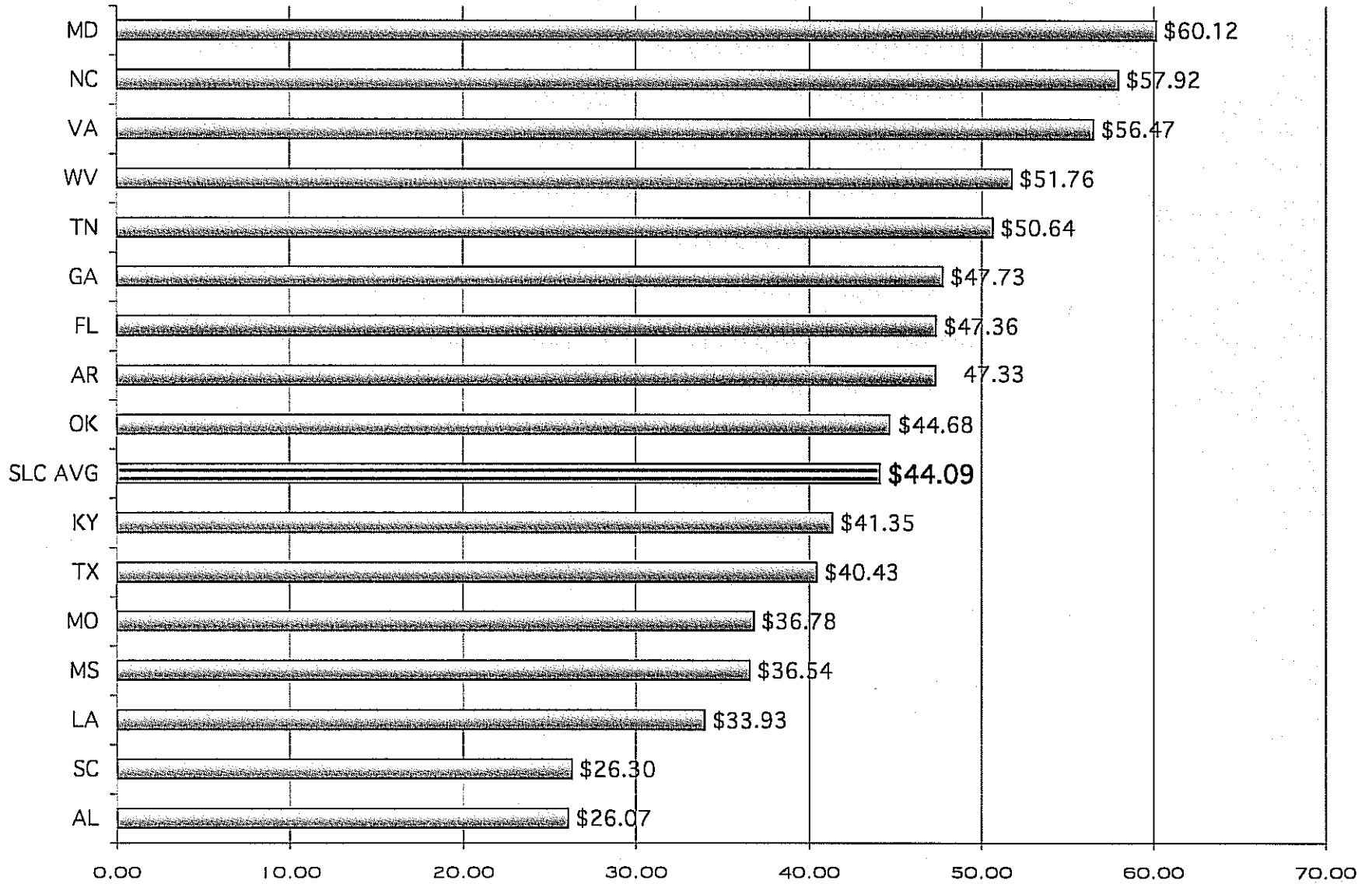
(a) Annual operating costs include those attributed to each corrections department. Expenditures associated with non-corrections budget units for inmate support are not included.

(b) Georgia, Maryland, North Carolina, Oklahoma, and Texas did not report figures for 2003-04; therefore, 2002-03 figures were used.

(c) Average calculation includes only those states that provided cost data.

Note: A Level One Institution is an institution with maximum security inmates (extended lockdown and working cell blocks), medium and minimum security inmates. A Level Two Institution consists of maximum security inmates (working cell blocks), medium and minimum security inmates or an institution with medium and minimum security inmates. A Level Three Institution contains minimum security inmates only.

SYSTEM WIDE AVERAGE OPERATING COST PER INMATE DAY



ADULT CORRECTIONS EXPENDITURES FOR SOUTHERN STATES

STATE	Adult Corrections Expenditures FY 03-04	Total State Inmates FY 03-04*	Expenditures		Population Est. 7/1/03	Expenditures	
			Per Inmate FY 02-03	Rank		Per Capita FY 03-04	Rank
ALABAMA	N/A	27,898	N/A	N/A	4,500,752	N/A	N/A
ARKANSAS	\$234,623,887	13,053	\$17,975	9	2,725,714	\$86	7
FLORIDA	\$1,818,739,201	82,032	\$22,171	3	17,019,068	\$107	5
GEORGIA	\$944,605,543	51,171	\$18,460	8	8,684,715	\$109	4
KENTUCKY	\$338,846,400	18,136	\$18,684	7	4,117,827	\$82	10
LOUISIANA	\$296,755,094	36,687	\$8,089	13	4,496,334	\$66	11
MARYLAND	N/A	23,550	N/A	N/A	5,508,909	N/A	N/A
MISSISSIPPI	\$289,195,791	21,387	\$13,522	12	2,881,281	\$100	6
MISSOURI	\$575,700,362	30,110	\$19,120	6	5,704,484	\$101	5
NORTH CAROLINA	\$1,088,463,227	35,205	\$30,918	1	8,407,248	\$129	1
OKLAHOMA	N/A	23,457	N/A	N/A	3,511,532	N/A	N/A
SOUTH CAROLINA	\$345,523,375	23,816	\$14,508	11	4,147,152	\$83	9
TENNESSEE	\$497,569,500	25,646	\$19,401	5	5,841,748	\$85	8
TEXAS	\$2,453,691,209	150,013	\$16,357	10	22,118,509	\$111	2
VIRGINIA	\$813,444,505	37,317	\$21,798	4	7,386,330	\$110	3
WEST VIRGINIA	\$110,207,929	4,935	\$22,332	2	1,810,354	\$61	12
TOTAL/AVERAGE	\$9,807,366,023	604,413	\$18,522		108,861,957	\$103	

*State and Local Jail Inmates as of July 1, 2004.

Note: Expenditures are total operating expenditures for adult corrections. This table includes only information on those states that provided cost data.

STAFFING PATTERNS AND INMATE
CHARACTERISTICS

The states in the region were authorized employment of 92,882 security officers as of July 1, 2004. Approximately 92 percent of those positions were filled. There was an average of 5.5 inmates per security officer in the region. State staffing patterns varied from 3.3 in North Carolina to 9.8 inmates per security guard in Alabama. The average starting salary of a security officer was \$21,383, not including related benefits. Average training requirements were 212 hours of classroom work in the first year followed by 69 hours of on-the-job training. States require an average of 37 hours of in-service training each year thereafter.

For the year ending July 1, 2004, the states reported a total of 6,386 assaults on inmates by other inmates and 4,216 assaults on staff. There were 18 inmate deaths and 2 staff deaths. A total of 64 inmates attempted escape from prison grounds and 2 of those inmates remained at-large as of July 1, 2003.

POSITIONS, STAFFING RATIOS, AND STARTING SALARIES *
(as of July 1, 2004)

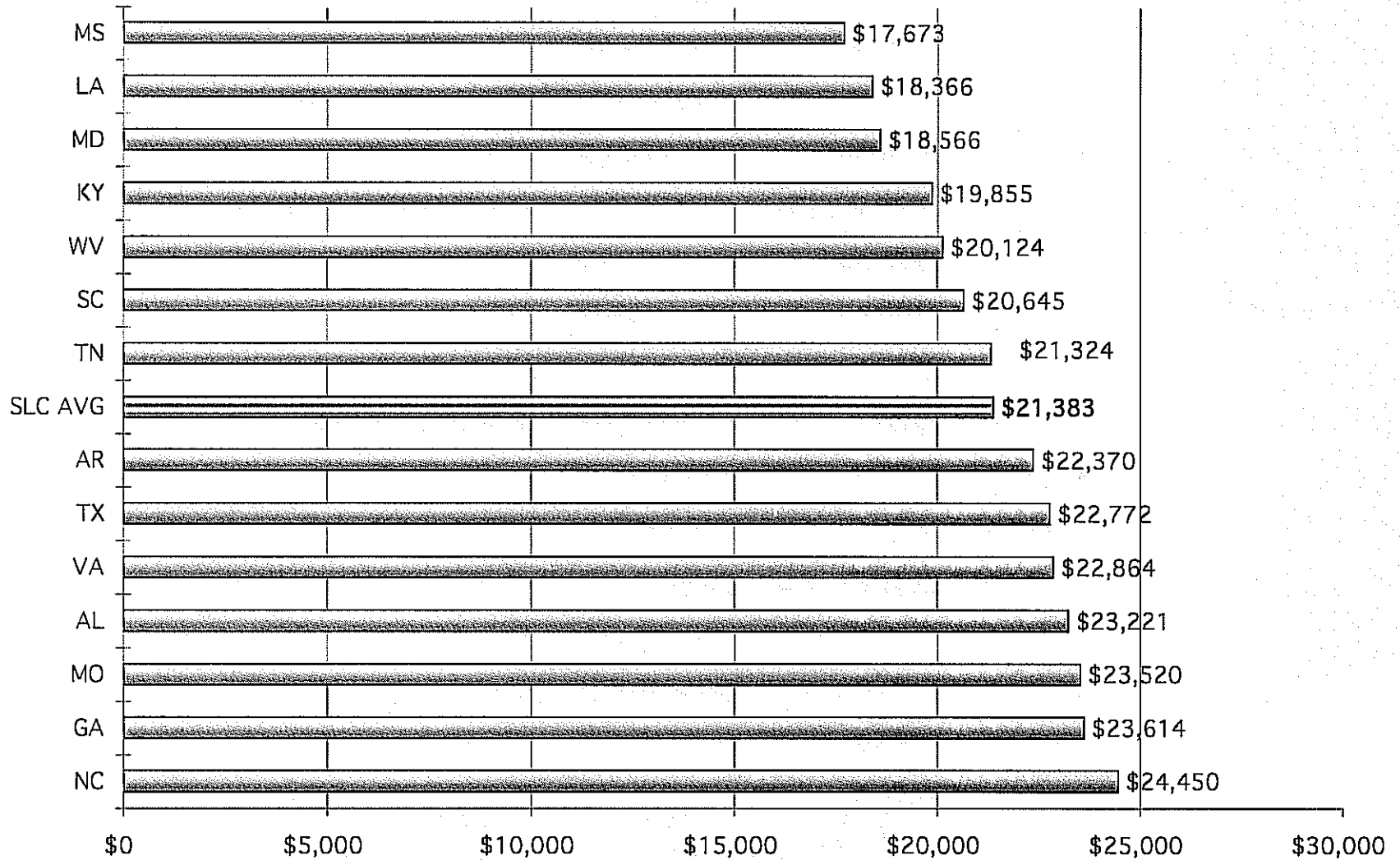
STATE	Correctional Officer Positions		Percent Filled	Inmate Population 2004	Inmate to Filled Officer Ratio	Average Starting Salaries	Salary Rank
	Established	Filled					
ALABAMA	2,903	2,690	92.7%	26,496	9.8	\$23,221	4
ARKANSAS	2,954	2,474	83.8%	12,431	5.0	\$22,370	7
FLORIDA	N/A	N/A	N/A	81,992	N/A	N/A	N/A
GEORGIA	8,523	7,750	90.9%	48,619	6.3	\$23,614	2
KENTUCKY	1,967	1,770	90.0%	12,499	7.1	\$19,855	11
LOUISIANA (a)	4,629	4,288	92.6%	19,595	4.6	\$18,366	13
MARYLAND	7,207	N/A	N/A	23,312	N/A	\$18,566	12
MISSISSIPPI	2,355	2,022	85.9%	19,228	9.5	\$17,673	14
MISSOURI	6,217	5,819	93.6%	30,110	5.2	\$23,520	3
NORTH CAROLINA	11,625	10,661	91.7%	35,205	3.3	\$24,450	1
OKLAHOMA	N/A	N/A	N/A	23,022	N/A	N/A	N/A
SOUTH CAROLINA	4,036	3,697	91.6%	23,412	6.3	\$20,645	9
TENNESSEE	3,181	3,104	97.6%	19,189	6.2	\$21,324	8
TEXAS (b)	29,450	27,338	92.8%	150,013	5.5	\$22,772	6
VIRGINIA	6,845	6,270	91.6%	31,942	5.1	\$22,864	5
WEST VIRGINIA	990	923	93.2%	3,942	4.3	\$20,124	10
TOTAL/AVERAGE	92,882	78,806	92.0%	561,007	5.5	\$21,383	

* Salary data is based on base annual salary and does not include retirement and other related benefits.

(a) Louisiana's inmate population was reduced by 3,076 inmates because of two private institutions.

(b) This number includes 439 part-time Correctional Officers.

CORRECTIONAL OFFICER STARTING SALARIES
(W/O RETIREMENT AND RELATED BENEFITS)



HOURS OF TRAINING FOR ADULT CORRECTIONAL OFFICERS
(AS OF JULY 1, 2004)

STATE	Hours of Classroom Training	First Year of Employment On-the-Job Training Hours	Total	In Service Each Year Thereafter
ALABAMA	480	40	520	40
ARKANSAS	184	56	240	60
FLORIDA	N/A	N/A	N/A	N/A
GEORGIA	204	56	260	20
KENTUCKY	40	0	40	40
LOUISIANA	120	40	160	40
MARYLAND	232	80	312	18
MISSISSIPPI	160	200	360	40
MISSOURI	256	80	336	40
NORTH CAROLINA	215	80	295	21
OKLAHOMA	N/A	N/A	N/A	N/A
SOUTH CAROLINA	160	40	200	40
TENNESSEE	280	80	360	40
TEXAS	200	100	300	40
VIRGINIA	240	80	320	40
WEST VIRGINIA	200	40	240	40
AVERAGE	212	69	282	37

VIOLENT INCIDENTS PER 1,000 INMATES
(FY 2003-04)

STATE	Assaults on				Deaths of				Escapes (a)			
	Inmates		Staff		Inmates		Staff		Attempted		At-Large	
	No.	Per 1,000	No.	Per 1,000	No.	Per 1,000	No.	Per 1,000	No.	Per 1,000	No.	Per 1,000
ALABAMA (b)	870	32.84	0	0.00	0	0.00	0	0.00	7	0.26	0	0.00
ARKANSAS	179	14.40	249	20.03	2	0.16	0	0.00	6	0.48	2	0.16
FLORIDA	N/A	N/A	N/A	N/A	N/A	N/A	N/A	N/A	2	0.02	0	0.00
GEORGIA	1,097	22.56	543	11.17	3	0.06	1	0.02	9	0.19	0	0.00
KENTUCKY	32	2.56	64	5.12	0	0.00	0	0.00	0	0.00	0	0.00
LOUISIANA (c)	0	0.00	0	0.00	2	0.10	0	0.00	4	0.20	0	0.00
MARYLAND	1,262	54.14	358	15.36	2	0.09	0	0.00	0	0.00	0	0.00
MISSISSIPPI	60	3.12	76	3.95	0	0.00	0	0.00	1	0.05	0	0.00
MISSOURI	486	16.14	1,020	33.88	4	0.13	0	0.00	1	0.03	0	0.00
NORTH CAROLINA	648	18.41	802	22.78	0	0.00	0	0.00	0	0.00	0	0.00
OKLAHOMA	N/A	N/A	N/A	N/A	N/A	N/A	N/A	N/A	N/A	N/A	N/A	N/A
SOUTH CAROLINA	316	13.50	491	20.97	1	0.04	0	0.00	20	0.85	0	0.00
TENNESSEE	312	16.26	465	24.23	1	0.05	1	0.05	10	0.52	N/A	N/A
TEXAS (d)	991	6.61	44	0.29	1	0.01	0	0.00	4	0.03	0	0.00
VIRGINIA	N/A	N/A	N/A	N/A	N/A	N/A	N/A	N/A	N/A	N/A	N/A	N/A
WEST VIRGINIA	133	33.74	104	26.38	2	0.51	0	0.00	0	0.00	0	0.00
TOTAL	6,386	11.38	4,216	7.52	18	0.03	2	0.00	64	0.11	2	0.00

(a) Escapes from prison grounds.

(b) This is total assaults on inmates and staff.

(c) Assault is defines as "with a weapon or with serious injury with or without a weapon."

(d) This is for FY 2003.

SELECTED CHARACTERISTICS OF ADULT INMATES
(as of July 1, 2004)

STATE	Avg. Age at Commitment	Avg. Sentence (Yrs.)	Avg. Time Served (Yrs.)	Race and Sex Distribution						# of Drug Offenders per Total	% of Drug Offenders Population
				% White	% Black	% Hispanic	% Other	% Male	% Female		
ALABAMA	32.0	6.5	3.5	39.1%	60.7%	--	0.2%	93.3%	6.7%	N/A	N/A
ARKANSAS	32.0	6.9	2.8	53.3%	45.7%	0.7%	0.3%	92.7%	7.5%	2,857	21.9%
FLORIDA	N/A	N/A	N/A	N/A	N/A	N/A	N/A	N/A	N/A	16,024	19.5%
GEORGIA	32.5	4.5	2.7	36.0%	64.0%	--	--	94.0%	6.0%	7,380	14.4%
KENTUCKY (a)	32.0	5.0	1.3	67.2%	31.4%	1.0%	0.4%	92.0%	8.0%	4,593	25.3%
LOUISIANA	31.7	5.3	2.1	25.8%	74.0%	--	0.2%	94.6%	5.4%	11,395	31.1%
MARYLAND	29.8	3.6	1.5	23.4%	76.3%	--	0.0%	95.0%	5.0%	5,234	22.2%
MISSISSIPPI	30.9	4.8	2.4	31.0%	68.0%	1.0%	1.0%	91.0%	9.0%	7,523	35.2%
MISSOURI	32.6	5.6	3.1	56.9%	41.1%	1.4%	0.6%	92.0%	8.0%	6,613	22.0%
NORTH CAROLINA	32.0	2.9	1.2	33.9%	60.0%	--	6.1%	93.2%	6.8%	5,049	14.3%
OKLAHOMA	36.9	N/A	N/A	58.4%	28.2%	4.4%	9.0%	89.9%	10.1%	N/A	N/A
SOUTH CAROLINA	31.0	4.3	2.1	31.7%	66.8%	0.8%	0.2%	93.1%	6.9%	5,317	22.3%
TENNESSEE	32.8	5.3	4.6	49.0%	49.0%	1.0%	1.0%	92.0%	8.0%	4,337	16.9%
TEXAS	32.6	6.6	4.5	31.5%	39.1%	28.9%	0.5%	92.2%	7.8%	30,077	20.0%
VIRGINIA (a)	32.4	4.4	3.5	34.9%	63.5%	1.1%	0.5%	92.7%	7.3%	5,143	13.8%
WEST VIRGINIA	N/A	N/A	N/A	84.6%	14.4%	0.4%	0.6%	91.0%	9.0%	300	6.1%
SLC AVERAGE	32.2	5.1	2.7	43.8%	52.1%	4.1%	1.5%	92.6%	7.4%	7,989	20.4%

(a) This information is for FY 2003.

SELECTED CHARACTERISTICS OF ADULT INMATES
(as of July 1, 2004)

STATE	Inmates admitted who were Parole Violators	Inmates Serving 20 yrs. >	Number of Inmates Released from custody in FY 2004 for:							Inmates Serving Life (a)	Inmates Serving Death	Inmates Executed in FY 04
			Expiration	Parole	Goodtime	Probation	Deaths	Other	Total			
ALABAMA	N/A	7,178	240	109	293	21	9	5	677	1,379	197	2
ARKANSAS	3,098	2,567	975	6,624	0	0	59	444	8,102	553	40	2
FLORIDA	N/A	N/A	N/A	N/A	N/A	N/A	N/A	N/A	N/A	N/A	N/A	N/A
GEORGIA	3,087	6,323	5,596	10,954	0	1,788	105	0	18,443	378	113	1
KENTUCKY (c)	1,836	3,178	3,244	4,573	0	1,276	50	1,165	10,308	35	35	0
LOUISIANA	9,365	4,075	1,050	1,563	12,126	273	88	95	15,195	3,841	85	0
MARYLAND	N/A	5,186	4,806	2,315	7,344	0	77	692	15,234	292	8	1
MISSISSIPPI	131	2,552	1,872	596	0	2,541	47	2,964	8,020	689	69	0
MISSOURI	5,440	6,772	1,530	8,580	0	5,987	52	2,634	18,783	752	46	1
NORTH CAROLINA	168	7,941	18,778	3,243	0	0	75	1,613	23,709	578	188	1
OKLAHOMA	N/A	N/A	N/A	N/A	N/A	N/A	N/A	N/A	N/A	N/A	N/A	N/A
SOUTH CAROLINA	1,623	2,982	6,533	3,093	(b)	3,012	73	792	13,503	313	69	4
TENNESSEE	1,680	3,418	4,611	3,215	0	3,991	93	1,206	13,116	214	100	0
TEXAS (c)	10,224	42,493	30,444	13,353	16,739	1,514	418	6,545	69,013	0	456	16
VIRGINIA (c)	610	10,159	1,500	555	0	8,597	95	237	10,984	584	26	3
WEST VIRGINIA	241	N/A	476	746	0	0	12	623	1,857	213	(d)	(d)
TOTAL	37,503	104,824	81,655	59,519	36,502	29,000	1,253	19,015	226,944	9,821	1,432	31

(a) Life without the possibility of parole.

(b) Expiration and probation inmates earn good time toward sentences.

(c) This information is for FY 2003.

(d) West Virginia does not have the death penalty.

PROJECTED COSTS OF NEW PRISONS

Data was requested from each state on the projected cost of constructing and operating a new medium security prison. According to the information received, the average size of a planned facility is 1,093 beds and the average cost is \$75.1 million. This equates to an average construction cost per bed of approximately \$68,681. Costs per bed range from \$22,393 in Mississippi to \$166,016 in Maryland.

Operation of the hypothetical average-sized medium security institution of 1,093 beds would require 263 security officers, 95 support personnel, and an annual operating budget of \$17.4 million. This is an average operating cost per bed of \$16,386 per year. Projected operating costs per bed ranged from \$9,668 in Mississippi to \$37,256 in Maryland.

SELECTED NEW MEDIUM SECURITY PRISONS: PROJECTED CONSTRUCTION COSTS
(as of July 1, 2004)

	Capcy.	Construction	Design	Supervision	Contingencies	Equipment	Land	Other	Total Costs	Cost per Bed	Method of Financing
AL	N/A	N/A	N/A	N/A	N/A	N/A	N/A	N/A	N/A	N/A	N/A
AR	316	\$13,287,046	\$996,528	in construction	\$664,352	\$0	\$0	\$0	\$14,947,927	\$47,304	Bonds
FL	2,022	\$70,755,000	\$3,212,000	\$0	\$3,665,000	\$4,100,000	\$0	\$0	\$81,732,000	\$40,421	Cash
GA	1,150	\$42,000,000	\$3,345,000	\$154,000	\$2,300,000	\$1,000,000	\$0	\$0	\$48,799,000	\$42,434	Bonds
KY	961	\$90,850,000	\$2,300,000	\$0	\$9,142,500	\$3,864,000	\$0	\$0	\$106,156,500	\$110,465	Bonds
LA	420	\$14,083,125	\$844,988	\$100,000	\$884,988	\$1,750,000	\$500,000	\$0	\$18,163,100	\$43,245	Bonds
MD	1,024	\$148,000,000	\$9,200,000	\$3,300,000	\$7,500,000	\$2,000,000	\$0	\$0	\$170,000,000	\$166,016	Bonds
MS	1,000	\$22,392,804	\$0	\$0	\$0	\$0	\$0	\$0	\$22,392,804	\$22,393	Bonds
MO	1,204	\$78,617,387	\$6,289,391	\$2,951,152	\$7,861,739	\$0	\$0	\$0	\$95,719,669	\$79,501	unknown
NC	576	\$48,800,000	\$4,400,000	in construction	\$1,600,000	in construction	N/A	\$0	\$54,800,000	\$95,139	Cash
OK	N/A	N/A	N/A	N/A	N/A	N/A	N/A	N/A	N/A	N/A	N/A
SC	1,200	\$56,250,000	\$3,000,000	\$300,000	\$300,000	\$1,800,000	\$350,000	\$0	\$62,000,000	\$51,667	Bonds
TN	2,316	\$142,000,000	\$6,500,000	\$1,000,000	\$7,100,000	\$2,900,000	\$1,000,000	\$2,500,000	\$163,000,000	\$70,380	Bonds/VOTIS
TX	1,000	\$46,493,250	\$5,114,300	\$5,579,200	\$2,789,600	\$4,649,350	\$0	\$280,000	\$64,905,700	\$64,906	Bonds
VA	1,024	\$66,219,000	\$0	\$1,456,000	\$959,380	\$4,160,000	\$0	\$759,000	\$73,553,380	\$71,829	Bonds
WV	N/A	N/A	N/A	N/A	N/A	N/A	N/A	N/A	N/A	N/A	N/A
AVG	1,093								\$75,090,006	\$68,681	

SELECTED NEW MEDIUM SECURITY PRISONS: PROJECTED OPERATING COSTS
(as of July 1, 2004)

STATE	Maximum Design Capacity	# Positions			Inmates Per Guard	Annual Operating Cost	Average Op. Cost Per Bed
		Security	Non-Security	Total			
ALABAMA	N/A	N/A	N/A	N/A	N/A	N/A	N/A
ARKANSAS	316	83	22	105	3.8	\$4,500,000	\$14,241
FLORIDA	2,022	N/A	N/A	N/A	N/A	N/A	N/A
GEORGIA	1,150	N/A	N/A	N/A	N/A	N/A	N/A
KENTUCKY	961	304	0	304	3.2	\$14,409,100	\$14,994
LOUISIANA	420	296	74	370	1.4	\$7,275,618	\$17,323
MARYLAND	1,024	393	148	541	2.6	\$38,150,000	\$37,256
MISSISSIPPI	1,000	159	50	209	6.3	\$9,667,889	\$9,668
MISSOURI	1,204	250	133	383	4.8	\$11,924,966	\$9,904
NORTH CAROLINA	576	N/A	N/A	N/A	N/A	N/A	N/A
OKLAHOMA	N/A	N/A	N/A	N/A	N/A	N/A	N/A
SOUTH CAROLINA	1,200	300	150	450	4.0	\$14,500,000	\$12,083
TENNESSEE	2,316	448	205	653	5.2	\$43,581,100	\$18,817
TEXAS	1,000	191	73	264	5.2	\$13,270,000	\$13,270
VIRGINIA	1,024	203	91	294	5.1	\$16,700,000	\$16,309
WEST VIRGINIA	N/A	N/A	N/A	N/A	N/A	N/A	N/A
AVERAGE	1,093	263	95	357	4.2	\$17,397,867	\$16,386

PROBATION AND PAROLE

Several states (four) reported that the probation and/or parole functions are handled by agencies other than the corrections departments. There are 945,164 persons assigned to supervised probation in the region. Exclusive of Georgia, supervision is provided for 163,590 parolees in the region. Based on information provided by those agencies reporting, there are 13,750 probation and parole agents supervising the 1,074,912 (not including Oklahoma because agents were not reported) total probationers and parolees reported in the region.

On average, there are 78.2 offenders per agent. The number of offenders per agent ranges from 155.8 in Georgia to 48 in West Virginia. The average number of inmates, probationers, and parolees per 100,000 population was 1,488 for the southern states. Texas ranks first with 2,239 per 100,000 population and West Virginia ranks last with 313 per 100,000 population. The average expenditure per offender is \$1,035 per year.

This is the first year data has been collected on community correction services. A few states provide distinct community correction programs, but most make available similar services within the probation and parole division.

PROBATION AND PAROLE POPULATION

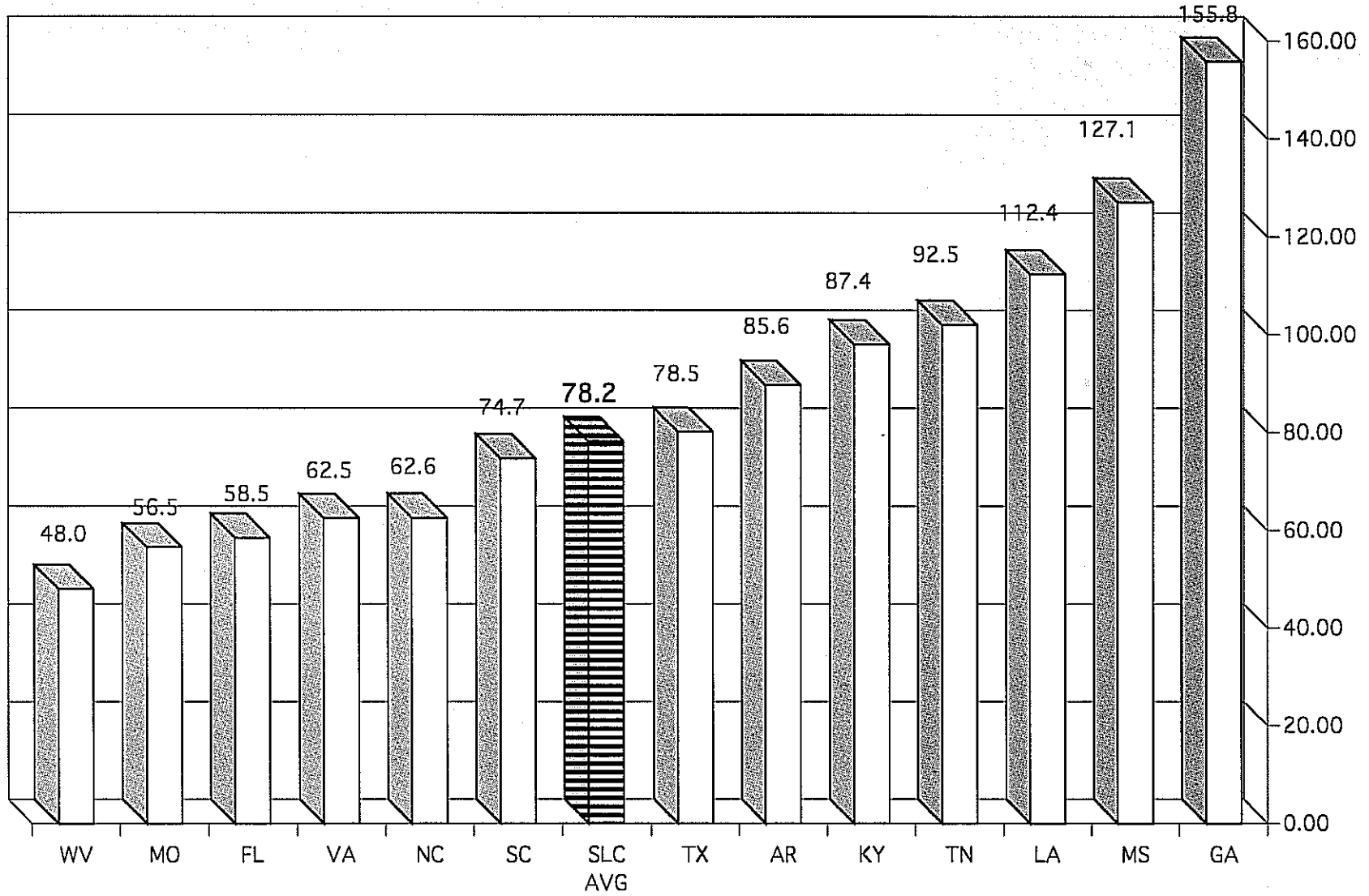
		Number of Offenders		Total Offenders	Number of Agents	Offenders Per Agent
		Probationers	Parolees			
ALABAMA	(c)	N/A	N/A	N/A	N/A	N/A
ARKANSAS	(a)	18,699	10,360	29,059	324	89.7
FLORIDA		145,695	5,455	151,150	2,585	58.5
GEORGIA	(a)	128,866	N/A	128,866 (b)	827	155.8
KENTUCKY		19,419	6,857	26,276	268	98.0
LOUISIANA		40,131	22,245	62,376	555	112.4
MARYLAND	(c)	N/A	N/A	N/A	N/A	N/A
MISSISSIPPI		19,650	1,958	21,608	170	127.1
MISSOURI		51,321	15,287	66,608	1,178	56.5
NORTH CAROLINA		113,949	3,247	117,196	1,872	62.6
OKLAHOMA		28,920	4,922	33,842	N/A	N/A
SOUTH CAROLINA	(a)	27,050	2,840	29,890	400	74.7
TENNESSEE	(a)	38,901	8,129	47,030	461	102.0
TEXAS		268,543	76,683	345,226	4,308	80.1
VIRGINIA		43,259	4,640	47,899	766	62.5
WEST VIRGINIA		761	967	1,728	36	48.0
TOTAL		945,164	163,590	1,108,754	13,750	78.2

(a) Probation and parole services are provided by a separate agency.

(b) Georgia Department of Corrections supervises only felony probationers. Parole is administered by a separate state agency, Board of Pardons and Paroles.

(c) Maryland did not report this information.

OFFENDERS PER PROBATION/PAROLE AGENT



TOTAL STATE INMATES, PROBATIONERS, AND PAROLEES
PER 100,000 POPULATION
(As of July 1, 2004)

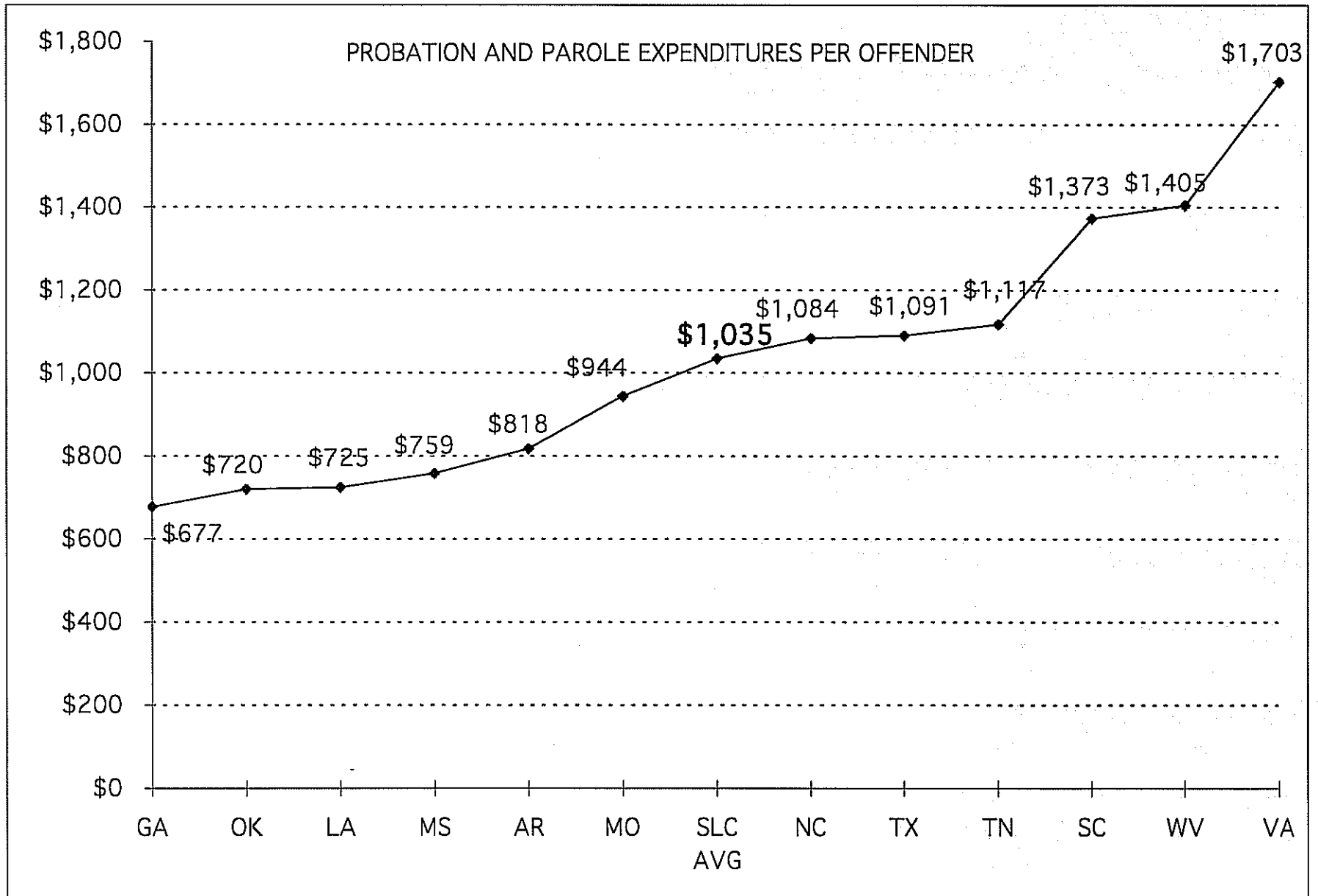
STATE	Total State Inmates	State Inmates Per 100,000 Pop.	Rank in SLC	Total Probationers & Parolees	Probationers & Parolees Per 100,000 Pop.	Rank in SLC	Total Inmates, Probationers, & Parolees	Per 100,000 Pop.	Rank in SLC
ALABAMA	26,496	589	4	N/A	N/A	N/A	N/A	N/A	N/A
ARKANSAS	12,431	456	9	29,059	1,066	6	41,490	1,522	7
FLORIDA	81,992	482	8	151,150	888	8	233,142	1,370	9
GEORGIA	48,619	560	6	128,866	1,484	2	177,485	2,044	2
KENTUCKY	12,499	304	15	26,276	638	13	38,775	942	13
LOUISIANA	19,595	436	10	62,376	1,387	4	81,971	1,823	3
MARYLAND	23,312	423	12	N/A	N/A	N/A	N/A	N/A	N/A
MISSISSIPPI	19,228	667	2	21,608	750	10	40,836	1,417	8
MISSOURI	30,110	528	7	66,608	1,168	5	96,718	1,695	5
NORTH CAROLINA	35,205	419	13	117,196	1,394	3	152,401	1,813	4
OKLAHOMA	23,022	656	3	33,842	964	7	56,864	1,619	6
SOUTH CAROLINA	23,412	565	5	29,890	721	11	53,302	1,285	10
TENNESSEE	19,189	328	14	47,030	805	9	66,219	1,134	11
TEXAS	150,013	678	1	345,226	1,561	1	495,239	2,239	1
VIRGINIA	31,942	432	11	47,899	648	12	79,841	1,081	12
WEST VIRGINIA	3,942	218	16	1,728	95	14	5,670	313	14
TOTAL	561,007	515		1,108,754	1,018		1,619,953	1,488	

PROBATION AND PAROLE FUNDING

STATE	State Funds	Supervision Fees	Other Funds	Total	Exp. Per Offender	SLC Rank
ALABAMA	N/A	N/A	N/A	N/A	N/A	N/A
ARKANSAS (a)	\$18,956,786	\$4,661,838	\$148,003	\$23,766,627	\$818	5
FLORIDA	N/A	N/A	N/A	N/A	N/A	N/A
GEORGIA (a)	\$87,217,921	\$0	\$0	\$87,217,921	\$677 (b)	1
KENTUCKY	N/A	N/A	N/A	N/A	N/A	N/A
LOUISIANA	\$32,296,980	\$12,908,435	\$0	\$45,205,415	\$725	3
MARYLAND	N/A	N/A	N/A	N/A	N/A	N/A
MISSISSIPPI	\$10,931,678	\$5,458,984	\$0	\$16,390,662	\$759	4
MISSOURI	\$62,713,413	\$0	\$183,753	\$62,897,166	\$944	6
NORTH CAROLINA	\$127,038,651	\$0	\$0	\$127,038,651	\$1,084	7
OKLAHOMA	N/A	N/A	N/A	N/A	\$720	2
SOUTH CAROLINA (a)	\$18,945,355	\$7,079,141	\$15,008,010	\$41,032,506	\$1,373	10
TENNESSEE (a)	\$49,031,900	\$3,500,000	\$0	\$52,531,900	\$1,117	9
TEXAS	\$367,484,177	\$8,985,000	\$0	\$376,469,177	\$1,091	8
VIRGINIA	\$77,722,555	\$0	\$3,869,663	\$81,592,218	\$1,703	12
WEST VIRGINIA	\$1,997,449	\$430,544	\$0	\$2,427,993	\$1,405	11
TOTAL	\$854,336,865	\$43,023,942	\$19,209,429	\$916,570,236	\$12,415	
Average	\$77,666,988	\$3,911,267	\$1,746,312	\$83,324,567	\$1,035	

(a) Probation and parole services are provided by a separate agency.

(b) Figure is only for probationers and does not include parolees.



COMMUNITY CORRECTIONS
(as of July 1, 2004)

		# of Offenders	# of Employees	Average Cost per Day	Total Budget
ALABAMA		N/A	N/A	N/A	N/A
ARKANSAS	(b)	1,014	304	\$45.00	\$23,350,401
FLORIDA	(a)	N/A	N/A	N/A	N/A
GEORGIA	(b, c)	128,508	1,465	\$3.46	N/A
KENTUCKY	(a)	N/A	N/A	N/A	N/A
LOUISIANA	(a)	N/A	N/A	N/A	N/A
MARYLAND	(a)	N/A	N/A	N/A	N/A
MISSISSIPPI	(a)	N/A	N/A	N/A	N/A
MISSOURI	(a)	N/A	N/A	N/A	N/A
NORTH CAROLINA		117,196	2,596	N/A	(d)
OKLAHOMA		N/A	N/A	N/A	N/A
SOUTH CAROLINA	(b)	700	(d)	\$7.36	(d)
TENNESSEE	(b)	5,850	3	\$4.29	\$8,748,273
TEXAS	(a)	N/A	N/A	N/A	N/A
VIRGINIA	(a)	N/A	N/A	N/A	N/A
WEST VIRGINIA		173	55	\$37.51	\$2,368,475
TOTAL/AVERAGE		253,441	4,423	\$19.52	\$11,489,050

(a) Probation & Parole (or other state program) provides community correction services.

(b) Community corrections is provided by a separate agency.

(c) Figure is only for probationers and does not include parolees.

(d) No separate budget or positions for Community Corrections (included in Probation & Parole).

REHABILITATION

This is the ninth year data has been compiled regarding Rehabilitation. Twelve states reported that they have Adult Basic Education and/or Literacy programs. Also, twelve states provide some form of Vocational Education to inmates within their system. The number of inmates receiving their GED ranged from 332 in Mississippi to 4,723 in Texas. Eleven states reported the percentage of the Corrections budget allocated to rehabilitation. They range from .05 percent in Arkansas to 10 percent in West Virginia, with a 2.71 percent average.

INMATE REHABILITATION

State	Average Monthly Enrollment					Number Receiving GED FY 2004	% of Budget Allocated to Rehab Programs	
	Adult Basic Education	Literacy Programs	Vocational Education	Religious Guidance	On-The-Job Training			
ALABAMA	N/A	N/A	N/A	N/A	N/A	N/A	N/A	
ARKANSAS	2,524	1,035	295	33	0	726	0.05%	
FLORIDA	3,965	904	2,615	21,093	373	1,123	2.40%	
GEORGIA	3,250	970	780	unknown	360	1,897	0.60%	
KENTUCKY	1,471	(b)	520	0	0	426	2.00%	
LOUISIANA	1,296	1,085	1,116	0	863	442	1.10%	
MARYLAND	N/A	N/A	N/A	N/A	N/A	N/A	N/A	
MISSISSIPPI	827	(b)	525	19,171	0	332	1.70%	
MISSOURI	7,900	1,900	2,500	8,842	1,550	1,631	3.87%	
N. CAROLINA	2,155	(b)	2,254	6,114	2,339	1,349	N/A	
OKLAHOMA	N/A	N/A	N/A	N/A	N/A	N/A	N/A	
S. CAROLINA	3,168	1,901	659	5,405	0	904	3.00%	
TENNESSEE	828	334	3,418	N/A	N/A	1,105	2.06%	
TEXAS	22,880	(b)	3,555	148,717	N/A	4,723	3.00%	(c)
VIRGINIA	5,092	3,906	2,289	2,112	3,164	733	N/A	(a)
W. VIRGINIA	N/A	N/A	N/A	N/A	N/A	N/A	10.00%	
AVERAGE	4,613	1,504	1,711	26,436	1,442	1,283	2.71%	

(a) Funding for the rehabilitation programs is not provided by the Department of Corrections.

(b) Adult Basic Education and Literacy program figures are combined.

(c) This figure includes the Academic/Vocational Skills, Inmate Treatment Services and Substance Abuse Treatment.

PRISON INDUSTRIES

Fourteen states reported maintaining a prison industries program. Total gross sales in all product lines were \$422 million for those programs operated by corrections departments. The operations employed 20,446 inmates, who worked an average of 6.88 hours per day. Inmate reimbursement averaged \$.54 per hour ranging from \$0.17 to \$1.00 per hour. State use laws have been enacted by most of the states, with the exception of Arkansas, Georgia, Kentucky, Mississippi, and Tennessee.

PRISON INDUSTRIES

State	Total Sales	Net Profit	# Inmates Employed	Inmate Pay/Hr.	Hrs./Day/ Inmate	Largest Product Lines		State Use Law	
						Line	Gross Sales	Yes	No
ARKANSAS	\$6,258,106	\$500,648	478	N/A	8	Clothing Seating Janitorial Furniture Printing	\$1,752,731 \$51,047 \$20,303 \$8,884 \$3,773		x
FLORIDA	\$65,278,356	\$1,922,721	2,049	\$0.43	6.9	Services Sewn Products Graphics Agriculture Furniture	\$17,750,673 \$12,953,622 \$11,889,190 \$8,439,420 \$6,227,768	x	
GEORGIA	\$26,199,629	\$1,040,958	1,301	N/A	5.7	N/A	N/A		x
KENTUCKY	\$11,825,959	\$533,557	752	\$0.35	6.5	License Tags Printing Wood Furniture Clothing Metal Fabrication	\$4,082,624 \$1,313,091 \$1,235,922 \$1,201,983 \$860,912		x
LOUISIANA	\$11,032,235	\$1,317,142	863	\$0.17	8	Garments License Tags Cleaning Products Office Seating Mattress/Broom/Mop	\$3,068,455 \$2,300,390 \$1,367,293 \$688,777 \$658,302	x	
MARYLAND	\$35,682,233	\$1,823,362	1,400	\$0.77	5.8	Meat Upholstery Tag Wood Furniture	\$5,450,372 \$4,321,744 \$4,084,222 \$3,162,577	X	
MISSISSIPPI	\$6,768,747	\$576,025	485	\$0.47	7	Textile/Garment Service Work Printing Metal Fabrication Furniture	\$2,034,072 \$1,585,732 \$1,344,153 \$974,796 \$232,741		X

PRISON INDUSTRIES

State	Total Sales	Net Profit	# Inmates Employed	Inmate Pay/Hr.	Hrs./Day/ Inmate	Largest Product Lines		State Use Law	
						Line	Gross Sales	Yes	No
MISSOURI	\$30,045,813	\$535,769	1,550	\$0.55	6.5	Furniture	\$7,133,668	x	
						License plates/tabs	\$5,983,477		
						Clothing	\$4,397,642		
						Laundry	\$4,268,188		
						Metal	\$2,406,100		
N. CAROLINA	\$70,409,336	\$4,448,042	2,100	\$0.20	8	Meat	\$12,044,721	x	
						Sewing	\$9,376,459		
						Laundry	\$8,983,383		
						Highway Signage	\$8,308,581		
						Print Manufacturing	\$6,349,339		
S. CAROLINA	\$20,849,530	N/A	2,000	\$0.50	7	Printing	\$1,921,102	x	
						Apparel	\$1,562,586		
						Case Goods	\$1,240,695		
						Tags	\$1,219,005		
						Seating	\$822,348		
TENNESSEE	\$18,900,000	N/A	820	\$1.00	6.5	Apparel/textiles	\$4,128,313		x
						Wood Furniture	\$2,394,122		
						License Plates	\$2,369,161		
						Open Office Panels	\$1,856,100		
						Printing Services	\$1,609,431		
TEXAS	\$69,800,000	\$2,800,000	4,780	N/A	N/A	Metal	\$13,800,000	x	
						Garment	\$26,600,000		
						License/Sticker	\$10,400,000		
						Furniture/Modular	\$7,700,000		
						Graphics/Printing	\$4,700,000		
VIRGINIA	\$41,889,791	\$1,866,013	1,603	\$0.77	6.58	License Tags	\$8,032,316	X	
						Wood Furniture	\$7,753,802		
						Office Systems	\$7,286,823		
						Clothing	\$6,704,105		
						Metal	\$3,098,505		
W. VIRGINIA	\$7,074,112	\$6,052	265	\$0.74	7	Printing	\$2,311,043	X	
						License Plates	\$904,426		
						Furniture	\$652,775		
						Seating	\$497,923		
						Inmate Clothing	\$313,170		
TOTAL/AVG.	\$422,013,847	\$17,370,289	20,446	\$0.54	6.88				

PRIVATIZATION

Privatization of services for thirteen of the sixteen SLC states encompasses a wide array of services. They include, but are not limited to the following: (1) Medical and Drug Treatment Services; (2) Halfway Houses, Community Rehabilitation Centers, and Work Release Centers; (3) Food Service; and (4) Management of Prison Facilities. The total value of these services is approximately \$1 billion serving approximately 392,859 inmates.

PRIVATIZATION OF SERVICES
(FY 2003-04)

State	Type of Services	Annual Value of Service	Number of Inmates/Beds
Arkansas	No services are provided by private sector.		
Florida	Health Services	\$130,089,927	70,804
	Food Service	\$61,537,309	70,804
	Substance Abuse	\$41,700,395	65,975
	Private Facilities	\$79,668,312	4,051
Georgia	Facility Operations (3)	\$75,000,000	4,550
Kentucky	Management of two facilities	\$14,000,000	1,098
Louisiana	Community Based Rehabilitation Centers	\$2,935,713	446
	Corrections Corp. of America-WNC	\$16,031,209	1,461
	GEO Group-ALC	\$15,964,941	1,464
Maryland	Food Services	\$13,682,025	8,500
Mississippi	Regional Prisons	\$32,675,988	2,690
	Private Prison	\$44,097,412	3,478
Missouri	Inmate Healthcare	N/A	29,273
	Academic Education	N/A	14,153
	Substance Abuse	N/A	13,124
North Carolina	Drug Treatment	\$4,960,985	314

PRIVATIZATION OF SERVICES
(FY 2003-04)


State	Type of Services	Value of Service	Number of Inmates/Beds
South Carolina	Outside Medical	\$18,000,000	2,000
Tennessee	Facility Operation	\$79,100,900	5,029
	Medical	\$33,429,300	17,643
	Mental Health	\$3,962,600	13,722
	Food Service	\$11,859,800	13,722
Texas	Private Non-Secure Facilities		
	Halfway House	\$13,200,000	1,167
	Substance Abuse	\$22,700,000	1,497
	Private Secure Facilities		
	Correctional Center	\$47,500,000	4,078
	Lockhart Work Program	\$5,100,000	500
	State Jails - Confinee	\$70,900,000	7,297
	State Jails - Transfer	\$68,900,000	7,297
	Pre-Parole Transfer	\$24,600,000	2,300
	Intermediate Sanction Facilities	\$16,300,000	1,400
Virginia	Medical	\$35,909,527	11,321
	Food	\$6,643,905	5,509
	Commissary	N/A	N/A
West Virginia	Medical Services	\$12,569,892	3,769
	Food Services	\$3,303,982	2,423
Total		\$1,006,324,122	392,859

STATE PROFILES

STATE PROFILES

The data collected from the individual survey responses was compiled into a “Corrections State Profile” for each state. These profiles include inmate demographics, the most frequently committed crimes in each state, HIV/AIDS and Hepatitis C information and statistics, methods utilized by the member states to relieve overcrowding, alternatives to incarceration, court order requirements in each state, and state initiatives. The initiatives discussed for 2004 include “The Elderly and Infirm Population in the Corrections System,” “Prison Based Substance Abuse Treatment Programs,” and “Pre-Release/Post-Release (Reentry) Programs.”

STATE CORRECTIONS PROFILE



SELECTED CHARACTERISTICS OF ADULT INMATES (AS OF JULY 1, 2004)

PROFILE QUESTION

STATE RESPONSE:

AVERAGE AGE AT COMMITMENT:

32 YEARS

TOTAL NUMBER OF INMATES 50 YEARS OR OLDER:

59 | INMATES

AVERAGE SENTENCE FOR NEW COMMITMENTS:
(EXCLUDING LIFE SENTENCES)

6.5 YEARS

AVERAGE TIME SERVED BY THOSE RELEASED:
(EXCLUDING LIFE SENTENCES)

3.5 YEARS

THE THREE (3) MOST FREQUENTLY COMMITTED CRIMES FOR WHICH
INMATES ARE CURRENTLY SERVING TIME:

- A. ROBBERY
- B. POSSESSION
- C. DISTRIBUTION

RACE AND SEX DISTRIBUTION:

PERCENTAGE WHITE

39.10%

PERCENTAGE BLACK

60.70%

PERCENTAGE HISPANIC

--

PERCENTAGE OTHER

0.20%

PERCENTAGE MALE

93.30%

PERCENTAGE FEMALE

6.70%

NUMBER OF INMATES SERVING LIFE

3,338 INMATES

NUMBER OF INMATES SERVING LIFE (WITHOUT PAROLE)


1,379 INMATES

NEW COMMITMENTS TO LIFE SENTENCES:

6 INMATES

ALABAMA

STATE CORRECTIONS PROFILE



SELECTED CHARACTERISTICS OF ADULT INMATES (AS OF JULY 1, 2004)

PROFILE QUESTION

STATE RESPONSE:

INMATES SERVING DEATH SENTENCES:

197 INMATES

INMATES EXECUTED IN FY 2004

2 INMATES

INMATES SERVING TWENTY (20) YEARS OR MORE:
INMATES THAT HAVE ALREADY SERVED TWENTY (20)
YEARS OF THEIR CURRENT SENTENCE:

7,178 INMATES

INMATES ADMITTED WHO WERE PAROLE VIOLATORS:
NUMBER OF TECHNICAL PAROLE VIOLATORS:
NUMBER OF NEW CRIME PAROLE VIOLATORS:

UNKNOWN
UNKNOWN
UNKNOWN

INMATES RELEASED FROM CUSTODY IN FY 2004 FOR THE FOLLOWING:

EXPIRATION OF SENTENCE
PAROLE
GOODTIME
PROBATION
DEATH
OTHER
TOTAL

240 INMATES
109 INMATES
293 INMATES
21 INMATES
9 INMATES
5 INMATES
677 INMATES

METHOD IN WHICH "GOODTIME" IS CALCULATED:

UNKNOWN

IS MEDICAL-EARLY OR COMPASSIONATE RELEASE ALLOWED:

No

NUMBER OF INMATES RELEASED IN FY 2004 BASED ON THE ABOVE:

0 INMATES

INMATES BETWEEN THE AGES OF 17 AND 20:


802 INMATES

ALABAMA

STATE CORRECTIONS PROFILE



SELECTED CHARACTERISTICS OF ADULT INMATES (AS OF JULY 1, 2004)



PROFILE QUESTION

NUMBER OF AIDS CASES:

NUMBER OF INMATES TESTED FOR HIV ANTIBODIES:

TESTING OF INMATES BY CATEGORY:

ADMISSION

RANDOM

INCIDENT

HIGH RISK GROUP

SYSTEMS FREQUENCY OF TESTING:

INMATES TESTING POSITIVE FOR HIV ANTIBODIES:

ALABAMA STATE LAW REQUIRES THE SEPARATION OF ALL INMATES WITH SEXUALLY TRANSMITTED DISEASES.

NUMBER OF KNOWN HEPATITIS C CASES:

NUMBER OF INMATES BEING TREATED FOR HEPATITIS C:

TESTING OF INMATES BY CATEGORY:

ADMISSION

RANDOM

INCIDENT

HIGH RISK GROUP

SYSTEMS FREQUENCY OF TESTING:

ALABAMA CURRENTLY DOES NOT SEGREGATE OR ISOLATE HEPATITIS C INMATES. THE ALABAMA DEPARTMENT OF CORRECTIONS IS CURRENTLY CHANGING MEDICAL PROVIDERS AND WILL IMPLEMENT TESTING PROTOCOL UNDER NEW MEDICAL CONTRACT.

STATE RESPONSE:

309 INMATES

ALL INMATES

THIS IS REQUIRED BY STATUTE.

ALL INMATES

N/A

N/A

N/A

INTAKE, ORDERED, AND RANDOM

239 INMATES

N/A

N/A

N/A

N/A


N/A

N/A

N/A

ALABAMA

STATE CORRECTIONS PROFILE



METHODS OF RELIEVING OVERCROWDING

THE ALABAMA DEPARTMENT OF CORRECTIONS STATED THE COMMUNITY CORRECTIONS PROGRAM IS EXPANDING AS AN ALTERNATIVE SENTENCING OPTION FOR JUDGES IN COUNTIES THAT OPERATE A COMMUNITY PROGRAM.

COURT ORDER REQUIREMENTS

THE ALABAMA DEPARTMENT OF CORRECTIONS IS CURRENTLY UNDER A FEDERAL COURT ORDER FOR THE YEAR ENDING JUNE 30, 2004. THEY HAVE BEEN UNDER FEDERAL COURT ORDER SINCE 1982. THE COURT ORDER REQUIREMENTS INCLUDE: SET NUMBER OF INMATES PER INSTITUTION, MINIMUM RATIO OF SECURITY OFFICERS TO INMATES, HOUSING RESTRICTIONS, AND ADEQUATE MEDICAL CARE.

STATE INITIATIVES (2003)

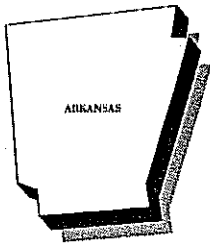
ELDERLY OR INFIRMED INMATES

THE ALABAMA DEPARTMENT OF CORRECTIONS HOUSES AGED AND INFIRMED INMATES AT THE HAMILTON PRISON FOR THE AGED AND INFIRMED IN HAMILTON, ALABAMA. THIS 300-BED PRISON IN NORTHWESTERN ALABAMA NEAR THE MISSISSIPPI LINE IS ONE OF ONLY A FEW IN THE NATION SPECIALIZING IN AGED AND DISABLED INMATES.

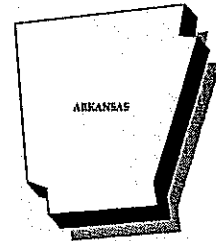
PRISON BASED SUBSTANCE ABUSE TREATMENT PROGRAMS

ALABAMA HAS WITNESSED AN INCREASE IN THE CRIME RATE ESPECIALLY AS IT RELATES TO DRUG/ALCOHOL USE. REHABILITATION AND TREATMENT WILL HOPEFULLY ENABLE THE INMATE TO INTEGRATE BACK INTO FAMILY AND SOCIETY, BECOMING AN ASSET TO THE COMMUNITY, AND A WORKING TAXPAYER RATHER THAN A TAX LIABILITY. AN ADDITIONAL BENEFIT IS REALIZED IN A REDUCTION OF OVER CROWDING IN THE PRISON SYSTEM. ALABAMA WAS THE FIRST STATE IN THE NATION TO OPEN A PENAL FACILITY TOTALLY DEDICATED TO DRUG TREATMENT LOCATED AT VENTRESS CORRECTIONAL FACILITY IN CLAYTON, ALABAMA. INMATES HAVING BEEN ASSESSED ON ENTRY INTO THE ALABAMA DEPARTMENT OF CORRECTIONS AS NEEDING SUBSTANCE ABUSE TREATMENT ARE PLACED IN ONE OF THE FOLLOWING PROGRAMS: PRE-TREATMENT PHASE; 8 WEEK SUBSTANCE ABUSE PROGRAM; 15 WEEK DUAL DISORDERS PROGRAM; THERAPEUTIC COMMUNITY; AFTERCARE (CONTINUED RECOVERY); 6 MONTH CRIME BILL PROGRAM.

ALABAMA



STATE CORRECTIONS PROFILE



SELECTED CHARACTERISTICS OF ADULT INMATES (AS OF JULY 1, 2004)

PROFILE QUESTION

AVERAGE AGE AT COMMITMENT:

TOTAL NUMBER OF INMATES 50 YEARS OR OLDER:

AVERAGE SENTENCE FOR NEW COMMITMENTS:
(EXCLUDING LIFE SENTENCES)

AVERAGE TIME SERVED BY THOSE RELEASED:
(EXCLUDING LIFE SENTENCES)

THE THREE (3) MOST FREQUENTLY COMMITTED CRIMES FOR WHICH
INMATES ARE CURRENTLY SERVING TIME:

RACE AND SEX DISTRIBUTION:

PERCENTAGE WHITE

PERCENTAGE BLACK

PERCENTAGE HISPANIC

PERCENTAGE OTHER

PERCENTAGE MALE

PERCENTAGE FEMALE

NUMBER OF INMATES SERVING LIFE

NUMBER OF INMATES SERVING LIFE (WITHOUT PAROLE)

NEW COMMITMENTS TO LIFE SENTENCES:

STATE RESPONSE:

32 YEARS

424 INMATES

6.9 YEARS

2.8 YEARS

A. CONTROLLED SUBSTANCE

B. HOMICIDE

C. SEXUAL OFFENSES

53.30%

45.70%

0.70%

0.30%

92.70%

7.50%

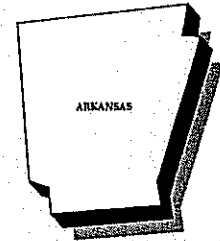
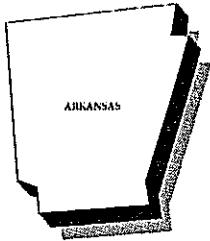
1085 INMATES

553 INMATES

31 INMATES

ARKANSAS

STATE CORRECTIONS PROFILE



SELECTED CHARACTERISTICS OF ADULT INMATES (AS OF JULY 1, 2004)

PROFILE QUESTION

STATE RESPONSE:

INMATES SERVING DEATH SENTENCES:

40 INMATES

INMATES EXECUTED IN FY 2004

2 INMATES

INMATES SERVING TWENTY (20) YEARS OR MORE:
INMATES THAT HAVE ALREADY SERVED TWENTY (20)
YEARS OF THEIR CURRENT SENTENCE:

2,567 INMATES
516 INMATES

INMATES ADMITTED WHO WERE PAROLE VIOLATORS:
NUMBER OF TECHNICAL PAROLE VIOLATORS:
NUMBER OF NEW CRIME PAROLE VIOLATORS:

3,098 INMATES
59 INMATES
11 INMATES

INMATES RELEASED FROM CUSTODY IN FY 03 FOR THE FOLLOWING:
EXPIRATION OF SENTENCE
PAROLE
GOODTIME
PROBATION
DEATH
OTHER
TOTAL

975 INMATES
6,624 INMATES
0 INMATES
0 INMATES
59 INMATES
444 INMATES
8,102 INMATES

METHOD IN WHICH "GOODTIME" IS CALCULATED:

N/A

IS MEDICAL-EARLY OR COMPASSIONATE RELEASE ALLOWED:

Yes

NUMBER OF INMATES RELEASED IN FY 04 BASED ON THE ABOVE:

N/A

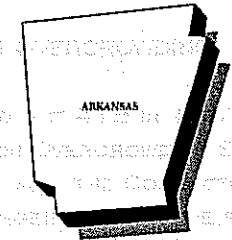
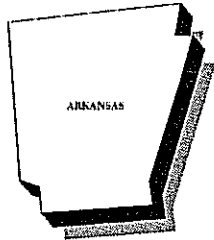
INMATES BETWEEN THE AGES OF 17 AND 20:

223 INMATES

ARKANSAS

STATE CORRECTIONS PROFILE

STATE CORRECTIONS PROFILE



SELECTED CHARACTERISTICS OF ADULT INMATES
(AS OF JULY 1, 2004)

PROFILE QUESTION

NUMBER OF AIDS CASES:
NUMBER OF INMATES TESTED FOR HIV ANTIBODIES

TESTING OF INMATES BY CATEGORY:

- ADMISSION
- RANDOM
- INCIDENT
- HIGH RISK GROUP

SYSTEMS FREQUENCY OF TESTING:

INMATES TESTING POSITIVE FOR HIV ANTIBODIES:

THE ARKANSAS DEPARTMENT OF CORRECTIONS DOES INSTITUTE A FORM OF ISOLATION KNOWN AS MEDICAL ISOLATION, WHICH IS ADMINISTERED ONLY AS NECESSARY (ONLY IF SEXUALLY ACTIVE OR AGGRESSIVE).

NUMBER OF KNOWN HEPATITIS C CASES:

NUMBER OF INMATES BEING TREATED FOR HEPATITIS C:

TESTING OF INMATES BY CATEGORY:

- ADMISSION
- RANDOM
- INCIDENT
- HIGH RISK GROUP

SYSTEMS FREQUENCY OF TESTING:

ARKANSAS CURRENTLY DOES NOT SEGREGATE OR ISOLATE HEPATITIS C INMATES.

STATE RESPONSE:

26 INMATES
5508 INMATES

- ALL INMATES
- N/A
- ALL INMATES
- ALL INMATES

UPON INTAKE (PHYSICALS), NEED, AND EXPOSURE

93 INMATES

377 INMATES



- N/A
- N/A
- N/A

UPON INTAKE (PHYSICALS)

ARKANSAS

STATE CORRECTIONS PROFILE

ARKANSAS DEPARTMENT OF COMMUNITY CORRECTIONS



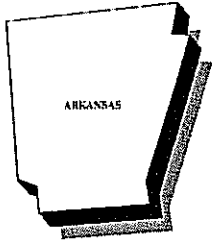
IN ADDITION TO THE ADULT INMATE POPULATION INCARCERATED AND REPORTED BY THE ARKANSAS DEPARTMENT OF CORRECTIONS, ARKANSAS CURRENTLY HAS IN OPERATION FOUR RESIDENTIAL BASED FACILITIES WHICH HOUSE MINIMUM-SECURITY INMATES WITH FELONY SENTENCES NOT EXCEEDING TWO YEARS. IN AN EFFORT TO INCLUDE THIS POPULATION IN THE SURVEY FOR INFORMATION PURPOSES ONLY, THE FOLLOWING DATA HAS BEEN SUBMITTED:

THIS POPULATION TOTALED 964 AS OF JULY 1, 2003 AND 1,014 AS OF JULY 1, 2004. THE PROJECTED INMATE POPULATION IS 1,765 IN YEAR 2009 AND 2,485 IN 2014. THE MAXIMUM DESIGNED CAPACITY WAS 965 ON JULY 1, 2003 AND 1,015 ON JULY 1, 2004. THE OPERATING BUDGET FOR FY 2003-04 IS \$59.1 MILLION WITH AN AVERAGE COST PER DAY PER INMATE OF \$41.14. THESE FIGURES EXCLUDE PROBATION AND PAROLE. ON JULY 1, 2004 THERE WERE 239 FILLED CORRECTIONAL OFFICER POSITIONS OUT OF 304 ESTABLISHED CORRECTIONAL OFFICER POSITIONS. THE ENTRY-LEVEL BASE ANNUAL SALARY OF A CORRECTIONAL OFFICER ON JULY 1, 2004 WAS \$21,547. ONE-HUNDRED AND SIXTY HOURS OF CLASSROOM TRAINING IS REQUIRED WITH AN ADDITIONAL 40 HOURS OF ON-THE-JOB TRAINING AND 40 HOURS OF IN-SERVICE TRAINING PER YEAR.

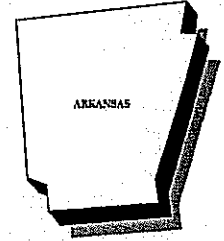
THE AVERAGE AGE AT COMMITMENT OF INMATES IS 31 YEARS WITH 53 INMATES BEING 50 YEARS OR OLDER. THE THREE MOST FREQUENTLY COMMITTED CRIMES FOR WHICH INMATES ARE CURRENTLY SERVING ARE #1 DRUG RELATED, #2 THEFT, AND #3 FORGERY. THE RACE AND SEX DISTRIBUTION IS 81% WHITE, 17% BLACK, HISPANIC 1.5%, AND 0.5% OTHER, OF WHICH 76% ARE MALES AND 24% ARE FEMALES. THE NUMBER OF INMATES RELEASED FROM CUSTODY IN FISCAL YEAR 2004 FOR EXPIRATION OF SENTENCE WAS 78, PAROLE 1,086, PROBATION 162, OTHER 144, AND DEATH 0, FOR A TOTAL OF 1,470. THERE WERE 0 AIDS CASES WITH 1,993 INMATES BEING TESTED FOR HIV ANTIBODIES AND 7 TESTING POSITIVE FOR HIV. THERE WERE 33 KNOWN HEPATITIS C CASES WITH ALL 33 BEING TREATED. ALL INMATES ARE TESTED UPON ADMISSION. THE NUMBER OF ASSAULTS ON INMATES BY OTHER INMATES WAS 38 AND 4 INMATE ASSAULTS ON STAFF. NO DEATHS RESULTED FROM VIOLENT INCIDENTS AND 3 ESCAPES WERE ATTEMPTED WITH 0 INMATES STILL AT LARGE.

ARKANSAS

STATE CORRECTIONS PROFILE



ARKANSAS DEPARTMENT OF COMMUNITY CORRECTIONS (CONTINUED)



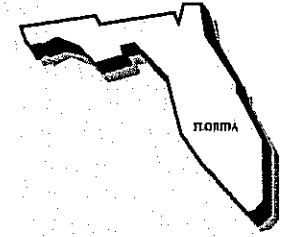
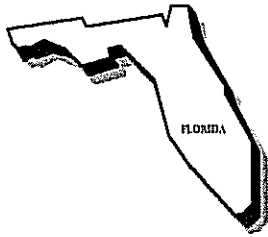
PRE-RELEASE/POST-RELEASE ("REENTRY") PROGRAMS

THE ARKANSAS DEPARTMENT OF COMMUNITY CORRECTIONS HAS A POST-RELEASE PROGRAM THAT STARTS 3 MONTHS BEFORE AN OFFENDER IS RELEASED TO THE COMMUNITY. A PAROLE OFFICER, COUNSELOR AND OTHER DCC STAFF AGREE ON AN AFTER-CARE PLAN FOR THE OFFENDER. PROGRAM PARTICIPANTS RECEIVE SUBSTANCE ABUSE, MENTAL HEALTH, TRANSITIONAL LIVING, AND OTHER SERVICES IDENTIFIED IN THE AFTER-CARE PLAN. ARKANSAS RECEIVED \$2 MILLION FOR THE SERIOUS AND VIOLENT OFFENDER REENTRY PROGRAM; A PORTION OF THIS FUNDING IS DEDICATED TO THE DCC PRE-RELEASE PROGRAM.

ARKANSAS

STATE CORRECTIONS PROFILE

SELECTED CHARACTERISTICS OF ADULT INMATES (AS OF JULY 1, 2003)



PROFILE QUESTION

AVERAGE AGE AT COMMITMENT:

TOTAL NUMBER OF INMATES 50 YEARS OR OLDER:

AVERAGE SENTENCE FOR NEW COMMITMENTS:

(EXCLUDING LIFE SENTENCES)

AVERAGE TIME SERVED BY THOSE RELEASED:

(EXCLUDING LIFE SENTENCES)

THE THREE (3) MOST FREQUENTLY COMMITTED CRIMES FOR WHICH
INMATES ARE CURRENTLY SERVING TIME:

RACE AND SEX DISTRIBUTION:

PERCENTAGE WHITE

PERCENTAGE BLACK

PERCENTAGE HISPANIC

PERCENTAGE OTHER

PERCENTAGE MALE

PERCENTAGE FEMALE

NUMBER OF INMATES SERVING LIFE

NUMBER OF INMATES SERVING LIFE (WITHOUT PAROLE)

NEW COMMITMENTS TO LIFE SENTENCES:

STATE RESPONSE:

31 YEARS

3,545 INMATES

4.3 YEARS

3.1 YEARS

A. ROBBERY W/ FIREARM OR DEADLY WEAPON

B. BURGLARY

C. SALE, MANUFACTURING, DELIVERY OF COCAINE

44.74%

52.49%

2.38%

0.39%

93.80%

6.20%

4,490 INMATES

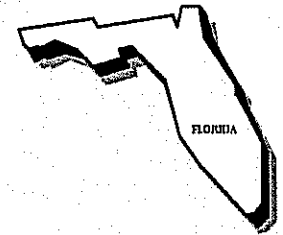
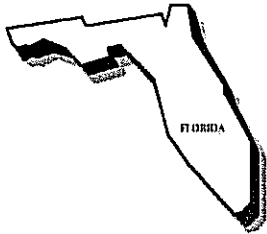
4,149 INMATES

489 INMATES

FLORIDA

STATE CORRECTIONS PROFILE

SELECTED CHARACTERISTICS OF ADULT INMATES (AS OF JULY 1, 2003)



PROFILE QUESTION

INMATES SERVING DEATH SENTENCES:

STATE RESPONSE:

354 INMATES

INMATES EXECUTED IN FY 2003

5 INMATES

INMATES SERVING TWENTY (20) YEARS OR MORE:
INMATES THAT HAVE ALREADY SERVED TWENTY (20)
YEARS OF THEIR CURRENT SENTENCE:

20,307 INMATES

1,608 INMATES

INMATES ADMITTED WHO WERE PAROLE VIOLATORS:
NUMBER OF TECHNICAL PAROLE VIOLATORS:
NUMBER OF NEW CRIME PAROLE VIOLATORS:

86 INMATES

81 INMATES

5 INMATES

INMATES RELEASED FROM CUSTODY IN FY 03 FOR THE FOLLOWING:

EXPIRATION OF SENTENCE

16,542 INMATES

PAROLE

102 INMATES

GOODTIME

0 INMATES

PROBATION

9,054 INMATES

DEATH

208 INMATES

OTHER

693 INMATES

TOTAL

26,599 INMATES

IS MEDICAL-EARLY OR COMPASSIONATE RELEASE ALLOWED:

Yes

THE FLORIDA PAROLE COMMISSION IN CONJUNCTION WITH THE DEPARTMENT OF CORRECTIONS WILL CONSIDER AN INMATE ELIGIBLE FOR RELEASE UNDER THE CONDITIONAL MEDICAL RELEASE PROGRAM WHEN THE INMATE, BECAUSE OF AN EXISTING MEDICAL OR PHYSICAL CONDITION, IS DETERMINED TO BE PERMANENTLY INCAPACITATED OR TERMINALLY ILL.

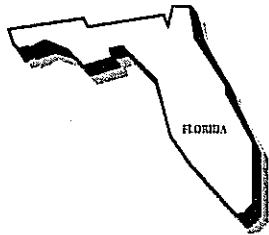
NUMBER OF INMATES RELEASED IN FY 2003 BASED ON THE ABOVE:

1 INMATE

INMATES BETWEEN THE AGES OF 17 AND 20:

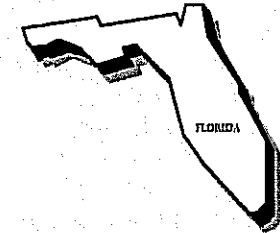
3,596 INMATES

FLORIDA



STATE CORRECTIONS PROFILE

SELECTED CHARACTERISTICS OF ADULT INMATES (AS OF JULY 1, 2003)



PROFILE QUESTION

NUMBER OF AIDS CASES:

NUMBER OF INMATES TESTED FOR HIV ANTIBODIES

TESTING OF INMATES BY CATEGORY:

ADMISSION

RANDOM

INCIDENT

HIGH RISK GROUP

SYSTEMS FREQUENCY OF TESTING:

INMATES TESTING POSITIVE FOR HIV ANTIBODIES:

THE FLORIDA DEPARTMENT OF CORRECTIONS DOES NOT SEGREGATE OR ISOLATE HIV-INFECTED INMATES.

NUMBER OF KNOWN HEPATITIS C CASES:

NUMBER OF INMATES BEING TREATED FOR HEPATITIS C:

TESTING OF INMATES BY CATEGORY:

ADMISSION

RANDOM

INCIDENT

HIGH RISK GROUP

SYSTEMS FREQUENCY OF TESTING:

THE FLORIDA DEPARTMENT OF CORRECTIONS DOES NOT SEGREGATE OR ISOLATE HEPATITIS C INFECTED INMATES.

STATE RESPONSE:

635 INMATES

39,570 INMATES

N/A

N/A

N/A

N/A

UPON REQUEST/MEDICALLY INDICATED

658 INMATES

1,815 INMATES

N/A

N/A

N/A

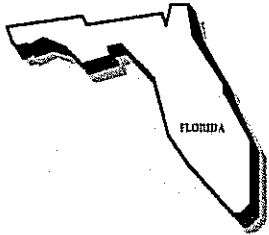
N/A

N/A

FLORIDA

STATE CORRECTIONS PROFILE

METHODS OF RELIEVING OVERCROWDING



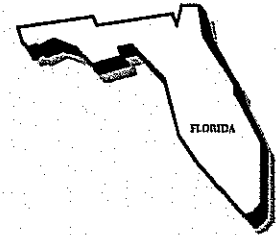
THE FLORIDA DEPARTMENT OF CORRECTIONS HAS INDICATED THAT WHEN THE POPULATION OF THE STATE CORRECTIONAL SYSTEM EXCEEDS 100 PERCENT OF ITS TOTAL CAPACITY FOR 21 DAYS, THE GOVERNOR MAY USE HIS EMERGENCY POWERS TO REDUCE THE POPULATION OF THE STATE CORRECTIONAL SYSTEM BY TRANSFERRING INMATES TO FEDERAL JURISDICTIONS WHICH MAY HAVE A CONCURRENT OR CONSECUTIVE SENTENCE OR ANY ACTIVE DETAINER PLACED ON THE INMATE. NOTIFICATION OF THIS TRANSFER MUST BE MADE WITHIN 30 DAYS. NO PRISONER SHALL BE SO TRANSFERRED WHO IS CONVICTED OF A CAPITAL FELONY IN THE STATE NOR SHALL ANY TRANSFER TAKE PLACE TO ANY COUNTY OR MUNICIPAL JURISDICTION WITHIN THE STATE.

WHEN THE INMATE POPULATION OF THE STATE CORRECTIONAL SYSTEM IS PROJECTED, BASED UPON THE LAST CRIMINAL JUSTICE ESTIMATING CONFERENCE TO EXCEED THE TOTAL CAPACITY, THE SECRETARY SHALL DEVELOP A PLAN TO ADDRESS THE PROJECTED BED-CAPACITY DEFICIENCY. THIS PLAN SHALL BE SUBMITTED TO THE GOVERNOR, THE PRESIDENT OF THE SENATE, AND THE SPEAKER OF THE HOUSE OF REPRESENTATIVES AT LEAST 30 DAYS PRIOR TO THE PROJECTED BED-CAPACITY DEFICIT OCCURRING. FLORIDA HAS ALSO EXPLORED ALTERNATIVES TO INCARCERATIONS, SUCH AS VARIOUS TYPES OF ELECTRONIC MONITORING, PROBATION, AND SUBSTANCE ABUSE TREATMENT.

COURT ORDER REQUIREMENTS

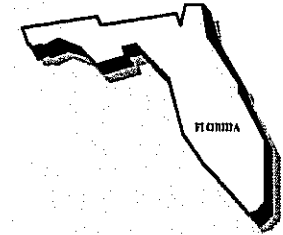
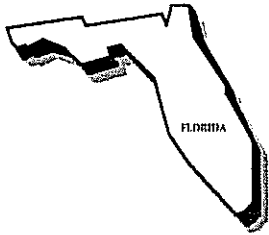
THE FLORIDA DEPARTMENT OF CORRECTIONS IS NOT UNDER A FEDERAL OR STATE COURT ORDER DURING THE YEAR ENDING JUNE 30, 2003. FLORIDA DID NOT REPORT THIS INFORMATION FOR 2004.

FLORIDA



STATE CORRECTIONS PROFILE

STATE INITIATIVES



ELDERLY OR INFIRMED INMATES

THE FLORIDA DEPARTMENT OF CORRECTIONS DEFINES ELDERLY INMATES AS ALL THOSE AGED 50 YEARS AND OLDER. AS OF JULY 2004, ELDERLY INMATES WHO DO NOT HAVE SPECIAL NEEDS CAN BE ASSIGNED TO ANY ADULT INSTITUTION; HOWEVER, THOSE WITH SPECIAL NEEDS ARE ASSIGNED TO FOUR CORRECTIONAL FACILITIES - RIVER JUNCTION WORK CAMP (388 INMATES), UNION CORRECTIONAL INSTITUTION (544 INMATES), ZEPHYRHILLS CORRECTIONAL INSTITUTION (1,982 INMATES), AND SOUTH FLORIDA RECEPTION CENTER SOUTH UNIT (633 INMATES). THERE ARE TWO CATEGORIES OF ELDERLY FACILITIES:

- ELDERLY INMATES (50+) ARE HOUSED AT RIVER JUNCTION AND UNION CI
- ELDERLY OFFENDERS (59+) ARE HOUSED AT ZEPHYRHILLS CI AND SOUTH FLORIDA RC

PRISON BASED SUBSTANCE ABUSE TREATMENT PROGRAMS

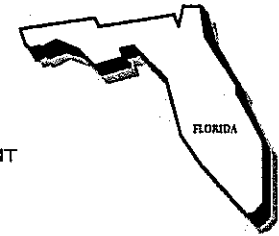
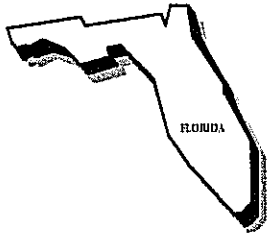
ON JULY 1, 2000, THE FLORIDA DEPARTMENT OF CORRECTIONS IMPLEMENTED MANDATORY SUBSTANCE ABUSE PROGRAM PARTICIPATION FOR INMATES MEETING SELECT CRITERIA. AN AUTOMATED SCREENING AND PRIORITY PLACEMENT SYSTEM WAS IMPLEMENTED TO IDENTIFY INMATES MEETING THE CRITERIA FOR THE PROGRAM AND TO PRIORITIZE THEM BASED ON RISK TO PUBLIC SAFETY AND SEVERITY OF ADDICTION.

FLORIDA'S SUBSTANCE ABUSE PROGRAMS OFFERED:

- PREVENTION PROGRAMMING (TIER 1): VOLUNTARY SUBSTANCE ABUSE PROGRAM FOR ADULT AND YOUTHFUL OFFENDER FEMALE INMATES.
- INTENSIVE OUTPATIENT PROGRAMMING (MODALITY 1): 4-6 MONTH OUTPATIENT (W/IN PRISON SETTING) PROGRAM AT DESIGNED INSTITUTIONS FOR 1/2 DAY AT LEAST 4 DAYS A WEEK WITH A MINIMUM OF 12 HOURS OF COUNSELOR-SUPERVISED ACTIVITIES.
- RESIDENTIAL THERAPEUTIC COMMUNITY (MODALITY 2): 9-12 MONTH PROGRAM HOUSED WITHIN INSTITUTION OR A DESIGNATED COMMUNITY-BASED FACILITY.
- PROGRAM CENTER (CONTINUUM OF SERVICES): MODIFIED THERAPEUTIC COMMUNITY TO PROVIDE PREVENTION, OUTPATIENT, AND AFTERCARE SERVICES, AS WELL AS EDUCATION/VOCATIONAL SERVICES.

FLORIDA

STATE CORRECTIONS PROFILE



STATE INITIATIVES (CONTINUED)

PRE-RELEASE/POST-RELEASE ("REENTRY") PROGRAMS

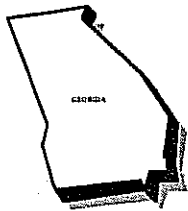
IN FY 2003-04, 29,082 OFFENDERS WERE RELEASED FROM FLORIDA'S PRISONS. THE DEPARTMENT DOES HAVE PRE-RELEASE PROGRAMS AND PROVIDES POST-RELEASE ASSISTANCE FOR INMATES TO FACILITATE A SMOOTH TRANSITION FROM PRISON TO THE COMMUNITY. THE PRE-RELEASE PROGRAM IS COMPRISED OF A 100-HOUR TRANSITION SKILLS PROGRAM THAT COVERS JOB READINESS AND LIFE MANAGEMENT SKILLS. ALL INMATES ARE MANDATED TO COMPLETE THE PROGRAM EXCEPT INMATES THAT ARE RELEASED IN AN EMERGENCY SITUATION. THE DEPARTMENT HAS FORGED A PARTNERSHIP WITH WORKFORCE FLORIDA, INC. AND THE AGENCY FOR WORKFORCE INNOVATION TO PROVIDE EMPLOYMENT ASSISTANCE AND TRANSITION SERVICES TO OFFENDERS BEING RELEASED FROM PRISON THROUGH A NETWORK OF CAREER SERVICE ONE-STOP CENTERS LOCATED THROUGHOUT FLORIDA.

THROUGH THE SERIOUS AND VIOLENT OFFENDER REENTRY GRANT SELECT INMATES BETWEEN THE AGES OF 18 AND 35 WHO ARE BEING RELEASED UNDER SUPERVISION AND ARE RETURNING TO PALM BEACH COUNTY ARE BENEFITING FROM JOB TRAINING AND PLACEMENT, EDUCATION, COUNSELING, AND LIFE SKILLS PROGRAMS.

PROJECT RECONNECT SELECTS INMATES TO RECEIVE ASSISTANCE UPON RELEASE WITH EMPLOYMENT AND LINKAGES TO COMMUNITY RESOURCES TO HELP THEM EASE THE TRANSITION FROM PRISON TO THE COMMUNITY. PROJECT RECONNECT CONDUCTS JOB FAIRS AND CAREER EXPLORATION SEMINARS AROUND THE STATE. PROJECT RECONNECT IS FUNDED WITH FEDERAL GRANTS. FUNDING IS ALSO PROVIDED THROUGH A LEGISLATIVE APPROPRIATION FOR THE DEPARTMENT TO CONTRACT 800 POST-RELEASE TRANSITIONAL HOUSING BEDS (400 FAITH BASED & 400 SECULAR).

FUNDING FOR TRANSITION PROGRAMS ARE PROVIDED THROUGH LEGISLATIVE APPROPRIATION. PROJECT RECONNECT AND SERIOUS AND VIOLENT OFFENDER REENTRY INITIATIVE ARE FUNDED THROUGH FEDERAL GRANTS.

FLORIDA



STATE CORRECTIONS PROFILE



SELECTED CHARACTERISTICS OF ADULT INMATES (AS OF JULY 1, 2004)

PROFILE QUESTION

AVERAGE AGE AT COMMITMENT:

TOTAL NUMBER OF INMATES 50 YEARS OR OLDER:

AVERAGE SENTENCE FOR NEW COMMITMENTS:
(EXCLUDING LIFE SENTENCES)

AVERAGE TIME SERVED BY THOSE RELEASED:
(EXCLUDING LIFE SENTENCES)

THE THREE (3) MOST FREQUENTLY COMMITTED CRIMES FOR WHICH
INMATES ARE CURRENTLY SERVING TIME:

RACE AND SEX DISTRIBUTION:

PERCENTAGE WHITE

PERCENTAGE BLACK

PERCENTAGE HISPANIC

PERCENTAGE OTHER

PERCENTAGE MALE

PERCENTAGE FEMALE

NUMBER OF INMATES SERVING LIFE

NUMBER OF INMATES SERVING LIFE (WITHOUT PAROLE)

NEW COMMITMENTS TO LIFE SENTENCES:

STATE RESPONSE:

32.5 YEARS

362 INMATES

4.52 YEARS

2.7 YEARS

A. BURGLARY

B. ARMED ROBBERY

C. MURDER

36.00%

64.00%

0.00%

0.00%

94.00%

6.00%

6,323 INMATES

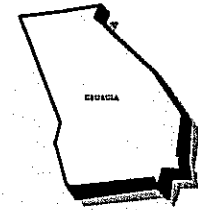
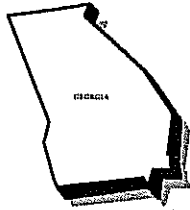
378 INMATES

331 INMATES

GEORGIA

STATE CORRECTIONS PROFILE

SELECTED CHARACTERISTICS OF ADULT INMATES (AS OF JULY 1, 2004)



PROFILE QUESTION

STATE RESPONSE:

INMATES SERVING DEATH SENTENCES:

113 INMATES

INMATES EXECUTED IN FY 2004:

1 INMATES

INMATES SERVING TWENTY (20) YEARS OR MORE:
INMATES THAT HAVE ALREADY SERVED TWENTY (20)
YEARS OF THEIR CURRENT SENTENCE:

6,323 INMATES

591 INMATES

INMATES ADMITTED WHO WERE PAROLE VIOLATORS:
NUMBER OF TECHNICAL PAROLE VIOLATORS:
NUMBER OF NEW CRIME PAROLE VIOLATORS:

3087 INMATES

1128 INMATES

1959 INMATES

INMATES RELEASED FROM CUSTODY IN FY 04 FOR THE FOLLOWING:

EXPIRATION OF SENTENCE

5,596 INMATES

PAROLE

10,954 INMATES

GOODTIME

N/A INMATES

PROBATION

1,788 INMATES

DEATH

105 INMATES

OTHER

N/A INMATES

TOTAL

18,443 INMATES

METHOD IN WHICH "GOODTIME" IS CALCULATED:

N/A

IS MEDICAL-EARLY OR COMPASSIONATE RELEASE ALLOWED:
(ONLY THE BOARD OF PARDONS AND PAROLES MAY GRANT MEDICAL REPRIEVES.)

YES

NUMBER OF INMATES RELEASED IN FY 2004 BASED ON THE ABOVE:

N/A

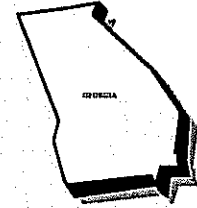
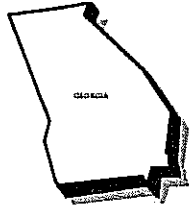
INMATES BETWEEN THE AGES OF 17 AND 20:

1876 INMATES

GEORGIA

STATE CORRECTIONS PROFILE

SELECTED CHARACTERISTICS OF ADULT INMATES (AS OF JULY 1, 2004)



PROFILE QUESTION

STATE RESPONSE:

NUMBER OF AIDS CASES:

1104 INMATES

NUMBER OF INMATES TESTED FOR HIV ANTIBODIES

28,457 INMATES

TESTING OF INMATES BY CATEGORY:

ADMISSION

18,848

RANDOM

0

INCIDENT

9609

HIGH RISK GROUP

0

SYSTEMS FREQUENCY OF TESTING:

INTAKE AND INCIDENT

INMATES TESTING POSITIVE FOR HIV ANTIBODIES:

488 INMATES

THE GEORGIA DEPARTMENT OF CORRECTIONS DOES NOT ISOLATE HIV-INFECTED INMATES.

NUMBER OF KNOWN HEPATITIS C CASES:

2806 INMATES

NUMBER OF INMATES BEING TREATED FOR HEPATITIS C:

65 INMATES

TESTING OF INMATES BY CATEGORY:

ADMISSION

UNKNOWN

RANDOM

UNKNOWN

INCIDENT

UNKNOWN

HIGH RISK GROUP

UNKNOWN

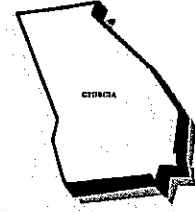
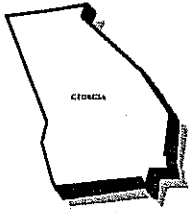
SYSTEMS FREQUENCY OF TESTING:

HIGH RISK DETERMINED BY MD

THE GEORGIA DEPARTMENT OF CORRECTIONS PROVIDES EDUCATION AND PRE-RELEASE COUNSELING FOR HEPATITIS C INMATES.

GEORGIA

STATE CORRECTIONS PROFILE



METHODS OF RELIEVING OVERCROWDING

THE GEORGIA PRISON SYSTEM TYPICALLY HAS A UTILIZATION RATE OF 95% - 99% AND ANYTHING ABOVE 100% UTILIZATION IS THE DEFINITION OF "OVERCROWDED." THE STATE OF GEORGIA USES SHORT-TERM FACILITIES, HOUSE ARREST, ELECTRONIC MONITORING, AND DRUG COURTS TO RELIEVE OVERCROWDING.

COURT ORDER REQUIREMENTS

THE GEORGIA DEPARTMENT OF CORRECTIONS IS CURRENTLY UNDER A FEDERAL COURT ORDER FOR THE YEAR ENDING JUNE 30, 2004. THE FEDERAL COURT ORDER (IN PLACE SINCE 1991) REQUIRES A SET NUMBER OF INMATES AND A MINIMUM RATIO OF SECURITY OFFICERS TO INMATES AT ARRENDALE STATE PRISON.

STATE INITIATIVES

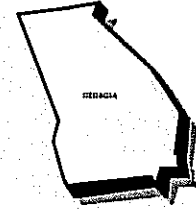
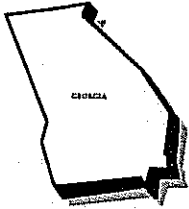
ELDERLY OR INFIRMED INMATES

NEARLY 10% OF THE APPROXIMATELY 47,000 INMATES IN THE GEORGIA PRISON SYSTEM ARE AGE 50 AND OVER. MOST OLD/OLDER INMATES ARE DISPERSED THROUGHOUT THE SYSTEM. THE MOST CHRONIC OF THE OLDER INMATES ARE HOUSED IN THE MEN'S STATE PRISON IN CENTRAL GEORGIA. GEORGIA ALSO HAS A MEDICAL REPRIEVE PROCESS WHERE THE DEPARTMENT OF CORRECTIONS REFERS CERTAIN CHRONICALLY ILL, ELDERLY INMATES FOR MEDICAL RELEASE TO THE PAROLE BOARD FOR THEIR CONSIDERATION.

GEORGIA

STATE CORRECTIONS PROFILE

STATE INITIATIVES (CONTINUED)



PRISON BASED SUBSTANCE ABUSE TREATMENT PROGRAMS

THE GEORGIA DEPARTMENT OF CORRECTIONS PROVIDES THREE TYPES OF PRISON-BASED SUBSTANCE ABUSE TREATMENT PROGRAMS:

- MOTIVATION FOR CHANGE (M4C) IS A LOCALLY DEVELOPED, COGNITIVE BASED PRE-TREATMENT GROUP THAT MEETS THE LEGISLATIVE MANDATE FOR A SUBSTANCE ABUSE RISK REDUCTION CURRICULUM. IT IS TEN HOURS IN LENGTH AND IS DELIVERED BY DEPARTMENT COUNSELORS (NO COST).
- PRIME FOR LIFE IS A TWENTY-HOUR ALCOHOL/DRUG CURRICULUM DESIGNED TO CHANGE ALCOHOL/DRUG USE BEHAVIORS USING EDUCATION COUPLED WITH A RESEARCH-BASED PERSUASION PROTOCOL. IT IS DELIVERED BY DEPARTMENTAL COUNSELORS (\$16.00 PER COPY COST OF WORKBOOK WITH STATE FUNDS).
- RESIDENTIAL SUBSTANCE ABUSE TREATMENT (RSAT) IS A NINE-MONTH INTENSIVE, MODIFIED THERAPEUTIC TREATMENT COMMUNITY, WHICH INCORPORATES AN ADVANCED COGNITIVE-BEHAVIORAL CURRICULUM SUPPORTED BY TWELVE STEP FELLOWSHIPS. 728 BEDS ARE AVAILABLE FOR OFFENDERS IDENTIFIED AS HAVING A SIGNIFICANT SUBSTANCE ABUSE PROBLEM. (432 MALE, 96 FEMALE, AND 200 PAROLE REVOCATORS) RSAT IS DELIVERED BY A SUBSTANCE ABUSE TREATMENT VENDOR. A 200-HOUR VOCATIONAL PROGRAM IS ALSO A COMPONENT OF RSAT (\$3 MILLION COST WITH \$1.9 BEING STATE FUNDS).

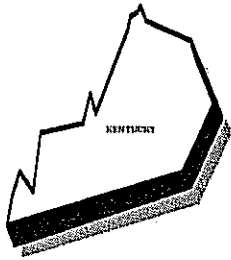
PRE-RELEASE/POST-RELEASE ("REENTRY") PROGRAMS

THE GEORGIA DEPARTMENT OF CORRECTIONS PROVIDES THE FOLLOWING TYPES OF REENTRY PROGRAMS:

- TOPPSTEP (THE OFFENDER PROBATIONER PAROLEE STATE TRAINING EMPLOYMENT PROGRAM) IS A PRE AND POST RELEASE PROGRAM. TOPPSTEP IS A COLLABORATION OF THE DEPARTMENT OF LABOR, CORRECTIONS AND PAROLE.
- TRANSITIONAL CENTERS PROVIDE INMATES WITH AN OPPORTUNITY TO OBTAIN EMPLOYMENT AND SAVE MONEY TO USE FOR HOUSING AND OTHER NEEDS UPON RELEASE. INMATES ARE ASSIGNED TO THESE CENTERS.
- IN-HOUSE TRANSITIONAL CENTERS ARE A NEW INITIATIVE TO ASSIST INMATES WHO ARE NOT ELIGIBLE FOR A COMMUNITY TRANSITIONAL CENTER. A DORM HAS BEEN ASSIGNED IN FIVE PRISONS TO OPERATE AS AN IN-HOUSE TRANSITIONAL CENTER, FOCUSING ON MANY REENTRY ISSUES.
- REENTRY - GEORGIA HAS RECEIVED REENTRY GRANTS THAT WILL INCREASE THE ASSISTANCE AVAILABLE FOR NEWLY RELEASED INMATES.

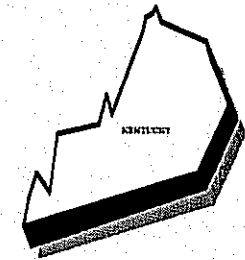
ALL ABOVE PROGRAMS ARE STATE FUNDED. THE TRANSITIONAL CENTERS GENERALLY SHOW A 10% REDUCTION IN RECIDIVISM OVER RELEASE DIRECTLY FROM PRISON.

GEORGIA



STATE CORRECTIONS PROFILE

SELECTED CHARACTERISTICS OF ADULT INMATES (AS OF JULY 1, 2003)



PROFILE QUESTION

AVERAGE AGE AT COMMITMENT:

TOTAL NUMBER OF INMATES 50 YEARS OR OLDER:

AVERAGE SENTENCE FOR NEW COMMITMENTS:
(EXCLUDING LIFE SENTENCES)

AVERAGE TIME SERVED BY THOSE RELEASED:
(EXCLUDING LIFE SENTENCES)

THE THREE (3) MOST FREQUENTLY COMMITTED CRIMES FOR WHICH
INMATES ARE CURRENTLY SERVING TIME:

RACE AND SEX DISTRIBUTION:

PERCENTAGE WHITE

PERCENTAGE BLACK

PERCENTAGE HISPANIC

PERCENTAGE OTHER

PERCENTAGE MALE

PERCENTAGE FEMALE

NUMBER OF INMATES SERVING LIFE

NUMBER OF INMATES SERVING LIFE (WITHOUT PAROLE)

NEW COMMITMENTS TO LIFE SENTENCES:

STATE RESPONSE:

32 YEARS

381 INMATES

5 YEARS

1.25 YEARS

A. TRAFFICKING |

B. ROBBERY |

C. POSS. OF CONTROLLED SUB. |

67.20%

31.40%

1.00%

0.40%

92.00%

8.00%

724 INMATES

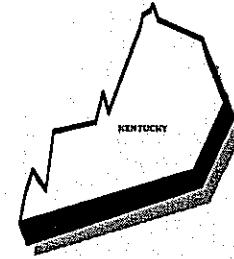
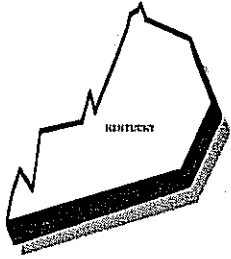
35 INMATES

17 INMATES

KENTUCKY

STATE CORRECTIONS PROFILE

SELECTED CHARACTERISTICS OF ADULT INMATES (AS OF JULY 1, 2003)



PROFILE QUESTION

STATE RESPONSE:

INMATES SERVING DEATH SENTENCES:

35 INMATES

INMATES EXECUTED IN FY 2003:

0

INMATES SERVING TWENTY (20) YEARS OR MORE:
INMATES THAT HAVE ALREADY SERVED TWENTY (20)
YEARS OF THEIR CURRENT SENTENCE:

3,178 INMATES

91 INMATES

INMATES ADMITTED WHO WERE PAROLE VIOLATORS:
NUMBER OF TECHNICAL PAROLE VIOLATORS:
NUMBER OF NEW CRIME PAROLE VIOLATORS:

1,836 INMATES

1,702 INMATES

134 INMATES

INMATES RELEASED FROM CUSTODY IN FY 03 FOR THE FOLLOWING:

EXPIRATION OF SENTENCE

3,244 INMATES

PAROLE

4,573 INMATES

GOODTIME

0

PROBATION

1,276 INMATES

DEATH

50 INMATES

OTHER

1,165 INMATES

TOTAL

10,308 INMATES

METHOD IN WHICH "GOODTIME" IS CALCULATED:

N/A

IS MEDICAL-EARLY OR COMPASSIONATE RELEASE ALLOWED:

Yes

NUMBER OF INMATES RELEASED IN FY 2004 BASED ON THE ABOVE:

N/A

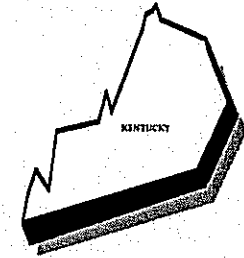
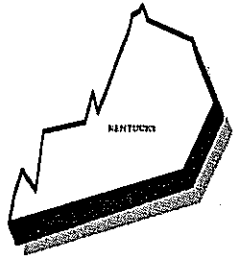
INMATES BETWEEN THE AGES OF 17 AND 20:

340 INMATES

KENTUCKY

STATE CORRECTIONS PROFILE

SELECTED CHARACTERISTICS OF ADULT INMATES (AS OF JULY 1, 2004)



PROFILE QUESTION

NUMBER OF AIDS CASES:

NUMBER OF INMATES TESTED FOR HIV ANTIBODIES

TESTING OF INMATES BY CATEGORY:

ADMISSION

RANDOM

INCIDENT

HIGH RISK GROUP

SYSTEMS FREQUENCY OF TESTING:

INMATES TESTING POSITIVE FOR HIV ANTIBODIES:

KENTUCKY ONLY SEGREGATES TERMINALLY ILL INMATES.

NUMBER OF KNOWN HEPATITIS C CASES:

NUMBER OF INMATES BEING TREATED FOR HEPATITIS C:

TESTING OF INMATES BY CATEGORY:

ADMISSION

RANDOM

INCIDENT

HIGH RISK GROUP

SYSTEMS FREQUENCY OF TESTING:

STATE RESPONSE:

40 INMATES

618 INMATES

YES

N/A

N/A

N/A

UPON REQUEST

40

919 INMATES

59 INMATES

YES

N/A

N/A

N/A

INMATE OR PHYSICIAN REQUEST

METHODS OF RELIEVING OVERCROWDING

IN AN EFFORT TO ALLEVIATE OVERCROWDING, KENTUCKY HAS CONTINUED TO CONTRACT FOR PRIVATE PRISON BEDS, PLACE INMATES IN DRUG COURTS AND HALFWAY HOUSES, AND HOUSE INMATES IN COUNTY JAILS. THE DEPARTMENT CONSIDERS INSTITUTIONAL CAPACITY (EVERY BED AVAILABLE) ABOVE OPERATIONAL CAPACITY (BUDGETED CAPACITY OF INSTITUTION) AS A QUANTITATIVE NUMBER FOR OVERCROWDING. SOME ALTERNATIVES TO INCARCERATION THAT ARE IN PLACE STATEWIDE ARE DRUG COURTS AND HALFWAY HOUSES.

KENTUCKY

STATE CORRECTIONS PROFILE

COURT ORDER REQUIREMENTS

AS OF JUNE 30, 2004, THE KENTUCKY DEPARTMENT OF CORRECTIONS IS NOT UNDER A FEDERAL OR STATE COURT ORDER.

STATE INITIATIVES

ELDERLY OR INFIRMED INMATES

IN 1995 THE KENTUCKY DEPARTMENT OF CORRECTIONS OPENED A LICENSED NURSING CARE FACILITY INSIDE ONE OF THEIR SECURE INSTITUTIONS. THE 58 BED UNIT IS FULLY STAFFED AND MEETS ALL THE NECESSARY LICENSURE REQUIREMENTS. THE DOC HAS RECENTLY CONVERTED A 30 BED UNIT TO A SHORT-TERM CARE FACILITY TO MEET THE NEEDS OF THE ELDERLY POPULATION.

A LARGE NUMBER OF ELDERLY INMATES ARE HOUSED AT THE KENTUCKY STATE REFORMATORY; HOWEVER, MANY ARE ALSO HOUSED IN ALMOST ALL STATE INSTITUTIONS. KENTUCKY ENACTED LEGISLATION THAT PERMITS PHYSICIANS TO RECOMMEND TO THE PAROLE BOARD THOSE INMATES WHO HAVE LESS THAN 1 YEAR LIFE EXPECTANCY OR WHO ARE TOTALLY DEPENDANT ON OTHERS FOR THEIR EVERY DAY NEEDS. SOME TERMINAL PATIENTS ARE PAROLED.

PRISON BASED SUBSTANCE ABUSE TREATMENT PROGRAMS

THE OFFICE OF ALCOHOL & OTHER DRUG ABUSE (AODA) PROGRAMS WITHIN THE DIVISION OF MENTAL HEALTH FOR THE DEPARTMENT OF CORRECTIONS OVERSEES THE OPERATIONS OF THE SUBSTANCE ABUSE TREATMENT PROGRAMS FOR THE KENTUCKY DEPARTMENT OF CORRECTIONS:

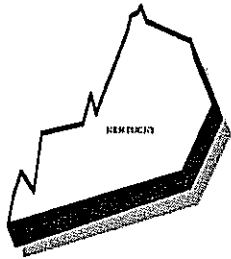
- LUTHER LUCKETT CORRECTIONAL COMPLEX - 6 MONTH RESIDENTIAL PROGRAM - 198 MEDIUM SECURITY INMATES
- MARION LIFELINE TC - 6 MONTH RESIDENTIAL PROGRAM - 250 MINIMUM SECURITY INMATES
- GREEN RIVER CORRECTIONAL COMPLEX - 6 MONTH RESIDENTIAL PROGRAM - 60 MEDIUM SECURITY INMATES
- KENTUCKY CORRECTIONAL INSTITUTION FOR WOMEN - 6 MONTH RESIDENTIAL PROGRAM - 44 FEMALE INMATES

ROEDERER CORRECTIONAL COMPLEX - BRIDGES RECOVERY PROGRAM IS THE NEWEST AND MOST INNOVATIVE OF THE DEPARTMENT'S SUBSTANCE ABUSE PROGRAMS. THE PROGRAM UTILIZES A THERAPEUTIC COMMUNITY MODEL OF TREATMENT TO CREATE AN ATMOSPHERE CONDUCIVE TO CHANGE. MINIMUM-CUSTODY INMATES AND HALFWAY BACK PAROLEES ARE ACCEPTED FOR TREATMENT AND MIXED TOGETHER IN A SEGREGATED LIVING/PROGRAM UNIT. THE USE OF ELDERS TO FACILITATE EDUCATIONAL CLASSES, MONITOR BEHAVIOR, AND MENTOR OTHERS PROVIDE A SENSE OF CLIENT OWNERSHIP OF THE PROGRAM. THE PROGRAM HAS A TREATMENT CAPACITY OF 200, EQUALLY DIVIDED BETWEEN INMATES AND HALFWAY BACK PAROLEES. THE LENGTH OF STAY IS A MINIMUM OF 6 MONTHS AND IS DEPENDENT UPON A CLIENT'S RATE OF PROGRESS.

KENTUCKY

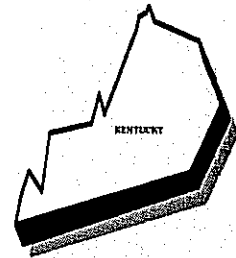
STATE CORRECTIONS PROFILE

STATE INITIATIVES (CONTINUED)



PRISON BASED SUBSTANCE ABUSE TREATMENT PROGRAMS (CONTINUED)

KENTUCKY HAS TWO JAIL-BASED TREATMENT PROGRAMS IN THE CHRISTIAN AND HARDIN COUNTY DETENTION CENTERS. THESE PROGRAMS ARE SPECIFICALLY FOR CLASS D OFFENDERS WHO, BY STATUTE, MUST SERVE THEIR SENTENCES IN LOCAL OR REGIONAL JAILS. THESE SIX-MONTH PROGRAMS EMPHASIZE RELAPSE PREVENTION AND CORRECTION OF CRIMINAL THINKING ERRORS. A TOTAL OF 59 TREATMENT SLOTS (8 FEMALE) ARE AVAILABLE BETWEEN THE 2 LOCATIONS.



IN ADDITION TO THESE PRISON-BASED TREATMENT PROGRAMS, EACH INSTITUTION ALSO PROVIDES PRE-TREATMENT DRUG AND ALCOHOL EDUCATION CLASSES. THIS PROGRAM IS FOR INMATES WITH LESS SEVERE PROBLEMS.

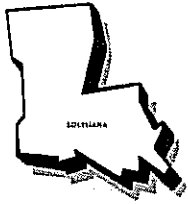
A STATEWIDE COMMUNITY-BASED AFTERCARE PROGRAM WAS IMPLEMENTED IN 1995 TO PROVIDE CONTINUING SUBSTANCE ABUSE TREATMENT AND AFTERCARE SERVICES FOR PROBATIONERS AND PAROLEES WHO HAVE COMPLETED TREATMENT (ESPECIALLY WITHIN THE FIRST 90 DAYS OF RELEASE FROM INCARCERATION). THE COMMUNITY PROGRAM IS BASED ON A CASE MANAGEMENT MODEL. 45-BED, 6 MONTH RESIDENTIAL TREATMENT FACILITY LOCATED IN LOUISVILLE, KENTUCKY FOR ADULT MALE PAROLEES AND PROBATIONERS WITH SUBSTANCE ABUSE DISORDERS WHO ARE IN DANGER OF REVOCATION. PERSONS WHO COMPLETE THIS PROGRAM ARE REFERRED BACK TO THE COMMUNITY-BASED AFTERCARE PROGRAM.

AODA BUDGET: \$1.3 MILLION FOR INSTITUTIONAL PROGRAMS AND \$2.6 MILLION FOR COMMUNITY PROGRAMS (\$3.9 TOTAL AODA EXPENDITURES).

PRE-RELEASE/POST-RELEASE ("REENTRY") PROGRAMS

THE DEPARTMENT OF CORRECTIONS OFFERS REHABILITATIVE PROGRAMS TO INMATES WHILE THEY ARE INCARCERATED. THE RELEASE PLANNING PROCESS CONSISTS OF A CHECKLIST, PROVISION OF ITEMS (SOCKS, JACKET, ETC.), AND PAY-OUT OF INMATE ACCOUNT. INMATES BEING PAROLED ARE ALSO SUBJECT TO A PLACEMENT REVIEW THAT CONFIRMS THEIR RESIDENCY AND MEANS OF SUPPORT. ALSO PROVIDED IS A RELEASE ORIENTATION CLASS THAT OFFERS ASSISTANCE WITH OBTAINING IDENTIFICATION, DISCUSSING FAMILY RE-UNIFICATION, AND OFFERS EMPLOYMENT GUIDANCE.

KENTUCKY



STATE CORRECTIONS PROFILE



SELECTED CHARACTERISTICS OF ADULT INMATES (AS OF JULY 1, 2004)

PROFILE QUESTION

AVERAGE AGE AT COMMITMENT:

TOTAL NUMBER OF INMATES 50 YEARS OR OLDER:

AVERAGE SENTENCE FOR NEW COMMITMENTS:
(EXCLUDING LIFE SENTENCES)

AVERAGE TIME SERVED BY THOSE RELEASED:
(EXCLUDING LIFE SENTENCES)

THE THREE (3) MOST FREQUENTLY COMMITTED CRIMES FOR WHICH
INMATES ARE CURRENTLY SERVING TIME:

RACE AND SEX DISTRIBUTION:

PERCENTAGE WHITE

PERCENTAGE BLACK

PERCENTAGE HISPANIC

PERCENTAGE OTHER

PERCENTAGE MALE

PERCENTAGE FEMALE

NUMBER OF INMATES SERVING LIFE

(IN A RULING MADE BY THE SUPREME COURT, INMATES SERVING LIFE ARE NO LONGER
ELIGIBLE FOR PAROLE IN LOUISIANA.)

NUMBER OF INMATES SERVING LIFE (WITHOUT PAROLE)

NEW COMMITMENTS TO LIFE SENTENCES:

STATE RESPONSE:

31.7 YEARS

1,411 INMATES

5.26 YEARS

2.1 YEARS

A. DRUG OFFENSES

B. ROBBERY

C. HOMICIDE

25.80%

74.00%

-

0.20%

94.60%

5.40%

0 INMATES

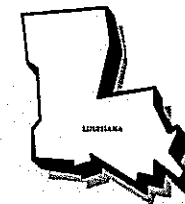
3,841 INMATES

134 INMATES

LOUISIANA

STATE CORRECTIONS PROFILE

SELECTED CHARACTERISTICS OF ADULT INMATES (AS OF JULY 1, 2004)



PROFILE QUESTION

STATE RESPONSE:

INMATES SERVING DEATH SENTENCES:

85 INMATES

INMATES EXECUTED IN FY 2004:

0 INMATES

INMATES SERVING TWENTY (20) YEARS OR MORE:
INMATES THAT HAVE ALREADY SERVED TWENTY (20)
YEARS OF THEIR CURRENT SENTENCE:

4,075 INMATES

371 INMATES

INMATES ADMITTED WHO WERE PAROLE VIOLATORS:
NUMBER OF TECHNICAL PAROLE VIOLATORS:
NUMBER OF NEW CRIME PAROLE VIOLATORS:
NUMBER OF REVOCATION/WAIVER:

9,365 INMATES

4,566 INMATES

998 INMATES

3,801 INMATES

INMATES RELEASED FROM CUSTODY IN FY 2004 FOR THE FOLLOWING:

EXPIRATION OF SENTENCE

1,050 INMATES

PAROLE

1,563 INMATES

GOODTIME

12,126 INMATES

PROBATION

273 INMATES

DEATH

88 INMATES

OTHER

95 INMATES

TOTAL

15,195 INMATES

METHOD IN WHICH "GOODTIME" IS CALCULATED:

RELEASE OF ANY INMATE CONVICTED OF A CRIME COMMITTED PRIOR TO JULY 1982 AND GENERALLY CALCULATED AS SERVING TWO-THIRDS OF THEIR SENTENCE.

IS MEDICAL-EARLY OR COMPASSIONATE RELEASE ALLOWED:

Yes

NUMBER OF INMATES RELEASED IN FY 2004 BASED ON THE ABOVE:

0 INMATES

INMATES BETWEEN THE AGES OF 17 AND 20:

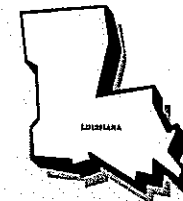
1295 INMATES

LOUISIANA

STATE CORRECTIONS PROFILE



SELECTED CHARACTERISTICS OF ADULT INMATES (AS OF JULY 1, 2004)



PROFILE QUESTION

NUMBER OF AIDS CASES AND NUMBER OF INMATES
TESTING POSITIVE FOR HIV*:

STATE RESPONSE:

495 INMATES

SYSTEMS FREQUENCY OF TESTING:

TEST ON AN "AS NEEDED" BASIS.

THE LOUISIANA DEPARTMENT OF CORRECTIONS DOES NOT SEGREGATE OR ISOLATE HIV-INFECTED INMATES. *ALSO THE NUMBER OF AIDS AND HIV CASES ARE REPORTED AS ONE.

NUMBER OF KNOWN HEPATITIS C CASES:

2101 INMATES

SYSTEMS FREQUENCY OF TESTING:

TEST ON AN "AS NEEDED" BASIS.

THE LOUISIANA DEPARTMENT OF CORRECTIONS DOES NOT SEGREGATE OR ISOLATE HEPATITIS C INMATES.

METHODS OF RELIEVING OVERCROWDING

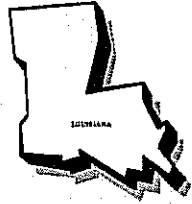
LOUISIANA DEFINES MAXIMUM DESIGNED BED CAPACITY AS A RATED CAPACITY BASED ON THE CONSENSUS OF DEPARTMENT OF CORRECTIONS, DIVISION OF ADMINISTRATION, STATE FIRE MARSHAL AND HEALTH AND HOSPITALS. THE USEABLE CAPACITY IS GAUGED TO COMPLY WITH THE DESIGN CRITERIA.

ALTERNATIVES TO INCARCERATION:

- THREE PARISHES OPERATE LOCAL DRUG COURTS.
- THE DIVISION OF PROBATION AND PAROLE HAS USED ELECTRONIC MONITORING SINCE 1996.
- SINCE 1997, THE DEPARTMENT'S INTENSIVE MOTIVATIONAL PROGRAM OF ALTERNATIVE CORRECTIONAL TREATMENT (IMPACT) PROGRAM HAS BEEN ESTABLISHED. THE PROGRAM IS 180 DAYS OF INCARCERATION AND IS A TWO-PART PROGRAM. IMPACT INMATES PARTICIPATE IN THE INCARCERATION PHASE FOR A MINIMUM OF SIX MONTHS. ONCE THIS PHASE IS COMPLETE, THE INMATE IS RECOMMENDED FOR PAROLE TO ONE OF THREE OPTIONS: AN APPROVED RESIDENCE PLAN, A RESIDENTIAL SUBSTANCE ABUSE TREATMENT FACILITY, OR A WORK RELEASE CENTER. ALL IMPACT GRADUATES ENTER INTO AN INTENSIVE PAROLE PHASE FOR SIX MONTHS AND THEN CONTINUE ON REGULAR PAROLE SUPERVISION UNTIL THEIR FULL TERM DATE EXPIRES.

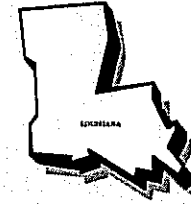
LOUISIANA

STATE CORRECTIONS PROFILE



METHODS OF RELIEVING OVERCROWDING (CONTINUED)

IN FEBRUARY 2004, THE LOUISIANA DOC OPENED A PROBATION AND PAROLE ALTERNATIVE/ INTERVENTION CENTER. THE CENTER HOUSES 200 TECHNICAL VIOLATORS. THE PROGRAM WILL BE EXPANDED TO ANOTHER LOCATION FOR ANOTHER 200 BEDS. THIS PROGRAM PROVIDES EDUCATIONAL AND REHABILITATIVE TREATMENT FOR SELECTED PROBATION AND PAROLE TECHNICAL VIOLATORS DURING A SHORT PERIOD OF INCARCERATION (90-DAYS). ONCE THE OFFENDER SUCCESSFULLY COMPLETES THE PROGRAM THEY ARE RESTORED TO REGULAR PROBATION OR PAROLE SUPERVISION. THIS IS A SAFE AND COST EFFECTIVE ALTERNATIVE TO REVOCATION AND TRADITIONAL INCARCERATION.



ADDITIONALLY TECHNICAL PAROLE VIOLATORS CAN BE ORDERED TO COMPLETE A WORK RELEASE PROGRAM OR OTHER SUBSTANCE ABUSE PROGRAMS IN LIEU OF REVOCATIONS.

COURT ORDER REQUIREMENTS

THE LOUISIANA DEPARTMENT OF CORRECTIONS IS NOT UNDER A FEDERAL OR STATE COURT ORDER AS OF JUNE 30, 2004.

STATE INITIATIVES

ELDERLY OR INFIRMED INMATES

THE DR. MARTIN L. FORCHT, JR. CLINICAL TREATMENT UNIT, A DIVISION OF DAVID WADE CORRECTIONAL CENTER, IS LOCATED IN RURAL, SOUTHERN CADDO PARISH. THE FACILITY'S LOCATION ALLOWS EASY ACCESS TO THE LSU HEALTH SCIENCES CENTER AND OTHER SPECIALTY SERVICES WHICH ARE LOCATED IN THE AREA. THE FACILITY ALSO FUNCTIONS AS A RECEPTION AND DIAGNOSTIC CENTER FOR NORTH LOUISIANA PARISHES. THE FACILITY OPENED IN OCTOBER 1996 AND CONTINUES TO BE UNDER RENOVATION AT THIS TIME. INMATE LABOR HAS BEEN UTILIZED IN THE RENOVATIONS EXCEPT WHERE LICENSED CONTRACTORS ARE REQUIRED. A FEDERAL VOI/TIS GRANT WAS OBTAINED WHICH FUNDED NINETY PERCENT OF THE RENOVATIONS WITH THE STATE MATCHING THE OTHER TEN PERCENT. THE UNIT CURRENTLY HOUSES A CAPACITY OF 592 INMATES. A NEW MEDICAL BUILDING HAS BEEN REQUESTED THROUGH CAPITAL OUTLAY FUNDS. RENOVATIONS TO A NEW CELLBLOCK UNIT WERE COMPLETED IN 2000 AND A KITCHEN WAS RENOVATED IN EARLY 2001.

IN ADDITION, THE R.E. BARROW, JR. TREATMENT CENTER, LOCATED ON LOUISIANA STATE PENITENTIARY AT ANGOLA, LOUISIANA, IS A FULLY STAFFED MEDICAL FACILITY. LOUISIANA STATE PENITENTIARY ALSO HAS ONE OF THE LEADING PRISON HOSPICE PROGRAMS AND IS BEING USED AS A MODEL FOR OTHER PRISON HOSPICE PROGRAMS. IN MARCH 2002, THE PROGRAM WAS RECOMMENDED FOR LICENSURE BY THE LOUISIANA DEPARTMENT OF HEALTH AND HOSPITALS.

LOUISIANA

STATE CORRECTIONS PROFILE

STATE INITIATIVES (CONTINUED)



PRISON BASED SUBSTANCE ABUSE TREATMENT PROGRAMS

EVERY INSTITUTION HAS SUBSTANCE ABUSE TREATMENT AND EDUCATION PROGRAMS. EACH INSTITUTION ALSO PROVIDES PRE-RELEASE COUNSELING SERVICES. IN ADDITION, THE RESIDENTIAL PRE-RELEASE "BLUE WALTERS" DRUG TREATMENT PROGRAM IS OPERATION IN COOPERATION WITH ORLEANS PARISH.

IN FISCAL YEAR 2001-02, THE CORE (CORRECTIONS ORGANIZED FOR RE-ENTRY) INITIATIVE WAS LAUNCHED TO INCREASE THE ABILITY OF OFFENDERS TO LIVE LAWFULLY IN THE FREE COMMUNITY AND THE LIKELIHOOD OF THEIR DOING SO. SUBSTANCE ABUSE PROGRAMS ARE A COMPONENT OF CORE.


THE IMPACT (INTENSIVE MOTIVATIONAL PROGRAM OF ALTERNATIVE CORRECTIONAL TREATMENT) PROGRAMS AT ELAYN HUNT CORRECTIONAL CENTER AND DAVID WADE CORRECTIONAL CENTER ARE RIGOROUS MULTIFACETED PROGRAMS THAT INCLUDE SUBSTANCE ABUSE COUNSELING.

IN SPRING 2004, A REVOCATION CENTER WAS OPENED IN TENSAS PARISH TO REDUCE THE INCARCERATION OF TECHNICAL PROBATION AND PAROLE VIOLATORS AND PROVIDE A SAFE ALTERNATIVE TO INCARCERATION BY ADDRESSING THE REHABILITATION OF OFFENDERS. THE PROGRAM PROVIDES INTENSIVE SUBSTANCE ABUSE TREATMENT, MORAL RECOGNITION THERAPY, ANGER MANAGEMENT, AND OTHER SUITABLE PROGRAMS.

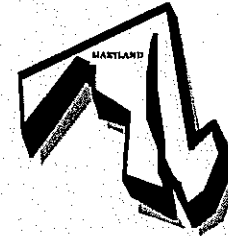
PRE-RELEASE/POST-RELEASE ("REENTRY") PROGRAMS

IN JANUARY 2002, THE DEPARTMENT EMBARKED ON A NEW INITIATIVE (CORE), WHICH IS A THREE-PHASE STRATEGY BUILT ON EXISTING PROGRAMS TO HELP BREAK THE CYCLE OF CRIMINAL ACTIVITY AND RECIDIVISM. THE DEPARTMENT IS SOLICITING THE INVOLVEMENT OF AGENCIES, ORGANIZATIONS, CRIME VICTIM GROUPS, FAITH-BASED COMMUNITIES AND OTHER INDIVIDUALS THROUGHOUT THE STATE TO PREPARE AND SUPPORT OFFENDERS' RETURN TO SOCIETY. LOUISIANA ALSO RECEIVED A 3-YEAR RE-ENTRY GRANT FROM THE U.S. DEPARTMENT OF JUSTICE TO SUPPORT AND ENHANCE THE DEPARTMENT'S RE-ENTRY INITIATIVE. THE PROGRAM TARGETS SERIOUS AND/OR VIOLENT OFFENDERS BETWEEN THE AGES 18-35, WHO WILL BE RELEASED FROM 2 DIFFERENT INSTITUTIONS ON GOOD TIME PAROLE AND WILL BE UNDER THE SUPERVISION OF THE NEW ORLEANS PROBATION AND PAROLE, REGION 4. THE DEPARTMENT'S CORE AND RE-ENTRY INITIATIVE WILL BE IN PLACE WITH EXISTING RESOURCES AND FEDERAL GRANT INITIATIVES.

LOUISIANA



STATE CORRECTIONS PROFILE



SELECTED CHARACTERISTICS OF ADULT INMATES (AS OF JULY 1, 2004)

PROFILE QUESTION

STATE RESPONSE:

AVERAGE AGE AT COMMITMENT:

29.8 YEARS

TOTAL NUMBER OF INMATES 50 YEARS OR OLDER:

2,022 INMATES

AVERAGE SENTENCE FOR NEW COMMITMENTS:
(EXCLUDING LIFE SENTENCES)

3.6 YEARS

AVERAGE TIME SERVED BY THOSE RELEASED:
(EXCLUDING LIFE SENTENCES)

1.5 YEARS

THE THREE (3) MOST FREQUENTLY COMMITTED CRIMES FOR WHICH
INMATES ARE CURRENTLY SERVING TIME:

- A. DRUGS
- B. MURDER
- C. ROBBERY

RACE AND SEX DISTRIBUTION:

PERCENTAGE WHITE

23.40%

PERCENTAGE BLACK

76.30%

PERCENTAGE HISPANIC

-

PERCENTAGE OTHER

0.03%

PERCENTAGE MALE

95.00%

PERCENTAGE FEMALE

5.00%

NUMBER OF INMATES SERVING LIFE

1,903 INMATES

NUMBER OF INMATES SERVING LIFE (WITHOUT PAROLE)

292 INMATES


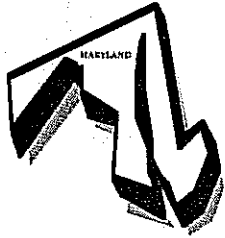
NEW COMMITMENTS TO LIFE SENTENCES:

61 INMATES

MARYLAND

STATE CORRECTIONS PROFILE

SELECTED CHARACTERISTICS OF ADULT INMATES (AS OF JULY 1, 2004)



PROFILE QUESTION

STATE RESPONSE:

INMATES SERVING DEATH SENTENCES:

8 INMATES

INMATES EXECUTED IN FY 2004:

1 INMATES

INMATES SERVING TWENTY (20) YEARS OR MORE:
INMATES THAT HAVE ALREADY SERVED TWENTY (20)
YEARS OF THEIR CURRENT SENTENCE:

5,186 INMATES

2,036 INMATES

INMATES ADMITTED WHO WERE PAROLE VIOLATORS:
NUMBER OF TECHNICAL PAROLE VIOLATORS:
NUMBER OF NEW CRIME PAROLE VIOLATORS:

N/A

N/A

N/A

INMATES RELEASED FROM CUSTODY IN FY 2004 FOR THE FOLLOWING:

EXPIRATION OF SENTENCE

4,806 INMATES

PAROLE

2,315 INMATES

GOODTIME

7,344 INMATES

PROBATION

0 INMATES

DEATH

77 INMATES

OTHER

692 INMATES

TOTAL

15,234 INMATES

METHOD IN WHICH "GOODTIME" IS CALCULATED:

NO RESPONSE

IS MEDICAL-EARLY OR COMPASSIONATE RELEASE ALLOWED:

YES

SINCE 1991, MARYLAND HAS ALLOWED INMATES WITH SERIOUS MEDICAL PROBLEMS TO BE RELEASED THROUGH THE MEDICAL PAROLE PROGRAM. INMATES WHO ARE GRANTED MEDICAL PAROLE HAVE SERIOUS MEDICAL PROBLEMS AND NO LONGER PRESENT ANY RISK TO PUBLIC SAFETY.

NUMBER OF INMATES RELEASED IN FY 2004 BASED ON THE ABOVE:

5 INMATES

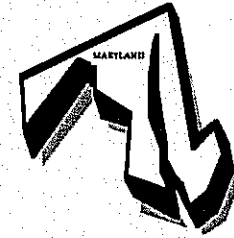
INMATES BETWEEN THE AGES OF 17 AND 20:

983 INMATES

MARYLAND

STATE CORRECTIONS PROFILE

SELECTED CHARACTERISTICS OF ADULT INMATES (AS OF JULY 1, 2004)



PROFILE QUESTION

STATE RESPONSE:

NUMBER OF AIDS CASES:

N/A

NUMBER OF INMATES TESTED FOR HIV ANTIBODIES

N/A

TESTING OF INMATES BY CATEGORY:

ADMISSION

N/A

RANDOM

N/A

INCIDENT

N/A

HIGH RISK GROUP

N/A

SYSTEMS FREQUENCY OF TESTING:

N/A

INMATES TESTING POSITIVE FOR HIV ANTIBODIES:

N/A

THE MARYLAND DIVISION OF CORRECTIONS DOES NOT SEGREGATE OR ISOLATE HIV-INFECTED INMATES.

NUMBER OF KNOWN HEPATITIS C CASES:

N/A

SYSTEMS FREQUENCY OF TESTING:

NONE

THE MARYLAND DEPARTMENT OF CORRECTIONS DOES NOT SEGREGATE OR ISOLATE HEPATITIS C INMATES.

METHODS OF RELIEVING OVERCROWDING

OVERCROWDING OCCURS WHEN THE NUMBER OF INMATES PHYSICALLY HOUSED EXCEED THE DESIGN CAPACITY OF THE FACILITY. THE MARYLAND DIVISION OF CORRECTIONS HAS PLANS FOR A 512 CELL MAXIMUM FACILITY INSTITUTION ADJACENT TO THE WESTERN CORRECTIONAL INSTITUTION. ADDITIONAL FACILITIES TO RELIEVE OVERCROWDING INCLUDE: THE HERMAN L. TOULSON CORRECTIONAL BOOT-CAMP, THE 550 CAPACITY HOME DETENTION UNIT, AND REMEDIAL DRUG PROGRAMS INCLUDING RSAT AND ROTC.

MARYLAND

STATE CORRECTIONS PROFILE

COURT ORDER REQUIREMENTS

THE MARYLAND DIVISION OF CORRECTIONS IS CURRENTLY UNDER A FEDERAL COURT ORDER FOR THE YEAR ENDING JUNE 30, 2003. (MD DID NOT REPORT THIS INFORMATION FOR 2004.) THE FEDERAL COURT ORDER (IN PLACE SINCE 1975) REQUIRES A CERTAIN INMATE PROCEDURES AND BASIC CONDITIONS OF CONFINEMENT.

STATE INITIATIVES (2003)

ELDERLY OR INFIRMED INMATES

OLDER INMATES ARE HOUSED IN FIVE FACILITIES, USUALLY ONES THAT HAVE IN-PATIENT INFIRMARIES NEARBY. THEY ARE, HOWEVER, MAINSTREAMED. THE FACILITIES WHERE THEY ARE "COLLECTED" HAVE GENERALLY HOUSED THEM TOGETHER.

PRISON BASED SUBSTANCE ABUSE TREATMENT PROGRAMS

MARYLAND HAS 13.5 CONTRACTUAL ADDICTION COUNSELORS AT 11 DIVISION OF CORRECTION INSTITUTIONS. THEY PERFORM ABOUT 300 COURT ORDERED ASSESSMENTS A YEAR AS WELL AS FACILITATE DRUG EDUCATION GROUPS, UNDERSTANDING SUBSTANCE ABUSE (USA). THIS IS OFFERED TWICE A WEEK FOR SEVEN WEEKS FOR 20 INMATES.

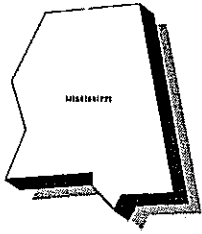
THE DEPARTMENT HAS FOUR SUBSTANCE ABUSE TREATMENT PROGRAMS. RESIDENTIAL SUBSTANCE ABUSE TREATMENT (RSAT) IS A 6-MONTH FEDERALLY FUNDED PROGRAM ADMINISTERED BY THE GOVERNOR'S OFFICE OF CRIME CONTROL. THE PROGRAM CAN SERVE UP TO 512 MEN AND 48 WOMEN ANNUALLY.

THE WOMEN'S INTENSIVE TREATMENT PROGRAM (WIT) IS A 9 MONTH PROGRAM FOR WOMEN AND HAS A STATIC CAPACITY OF 56 BEDS.

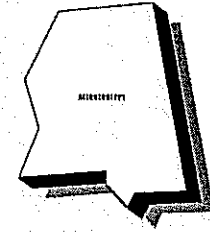
REGIMENTED OFFENDER TREATMENT CENTER (ROTC) WAS ESTABLISHED AS A RESIDENTIAL TREATMENT COMPONENT OF THE CORRECTIONAL OPTIONS PROGRAM, THAT INCLUDES INTENSIVE COMMUNITY SUPERVISION AND TREATMENT THROUGH DIVISION OF PROBATION AND PAROLE. THIS PROGRAM SERVES 100 MEN AND 48 WOMEN.

A NEW PROGRAM, INTENSIVE TREATMENT PROGRAM (ITP) BEGAN IN SEPTEMBER 2003. THIS PROGRAM IS FUNDED BY BALTIMORE SUBSTANCE ABUSE SYSTEMS AND IS RUN BY CONTRACTUAL SUBSTANCE ABUSE PROVIDER, GAUDENZIA. IT IS A 6 MONTH ADDICTIONS PROGRAM AND SERVES 150 MEN ANNUALLY.

MARYLAND



STATE CORRECTIONS PROFILE



SELECTED CHARACTERISTICS OF ADULT INMATES (AS OF JULY 1, 2004)

PROFILE QUESTION

AVERAGE AGE AT COMMITMENT:

TOTAL NUMBER OF INMATES 50 YEARS OR OLDER:

AVERAGE SENTENCE FOR NEW COMMITMENTS:
(EXCLUDING LIFE SENTENCES)

AVERAGE TIME SERVED BY THOSE RELEASED:
(EXCLUDING LIFE SENTENCES)

THE THREE (3) MOST FREQUENTLY COMMITTED CRIMES FOR WHICH
INMATES ARE CURRENTLY SERVING TIME:

RACE AND SEX DISTRIBUTION:

PERCENTAGE WHITE

PERCENTAGE BLACK

PERCENTAGE HISPANIC

PERCENTAGE OTHER

PERCENTAGE MALE

PERCENTAGE FEMALE

NUMBER OF INMATES SERVING LIFE

NUMBER OF INMATES SERVING LIFE (WITHOUT PAROLE)

NEW COMMITMENTS TO LIFE SENTENCES:

STATE RESPONSE:

30.88 YEARS

439 INMATES

4.81 YEARS

2.38 YEARS

- A. COCAINE SALES
- B. ARMED ROBBERY
- C. BURGLARY

31.00%

68.00%

1.00%

1.00%

91.00%

9.00%

1158 INMATES

689 INMATES

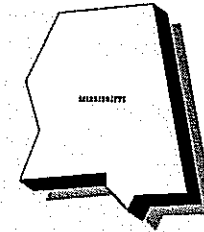
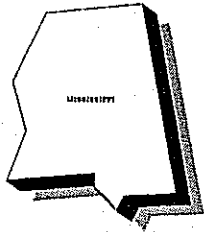
91 INMATES

MISSISSIPPI

STATE CORRECTIONS PROFILE

SELECTED CHARACTERISTICS OF ADULT INMATES

(AS OF JULY 1, 2004)



PROFILE QUESTION

STATE RESPONSE:

INMATES SERVING DEATH SENTENCES:

69 INMATES

INMATES EXECUTED IN FY 2004:

0 INMATE

INMATES SERVING TWENTY (20) YEARS OR MORE:

2552 INMATES

INMATES THAT HAVE ALREADY SERVED TWENTY (20) YEARS OF THEIR CURRENT SENTENCE:

550 INMATES

INMATES ADMITTED WHO WERE PAROLE VIOLATORS:

131 INMATES

NUMBER OF TECHNICAL PAROLE VIOLATORS:

58 INMATES

NUMBER OF NEW CRIME PAROLE VIOLATORS:

17 INMATES

NUMBER OF "OTHER" PAROLE VIOLATORS:

56 INMATES

INMATES RELEASED FROM CUSTODY IN FY 2004 FOR THE FOLLOWING:

EXPIRATION OF SENTENCE

1,872 INMATES

PAROLE

596 INMATES

GOODTIME

0 INMATES

PROBATION

2,541 INMATES

DEATH

47 INMATES

OTHER

2,964 INMATES

TOTAL

8,020 INMATES

METHOD IN WHICH "GOODTIME" IS CALCULATED:

N/A

IS MEDICAL-EARLY OR COMPASSIONATE RELEASE ALLOWED:

No

NUMBER OF INMATES RELEASED IN FY 2004 BASED ON THE ABOVE:

N/A

INMATES BETWEEN THE AGES OF 17 AND 20:

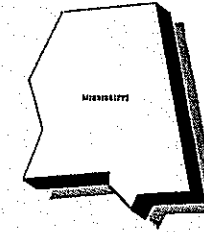
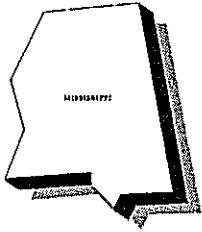
1062 INMATES

MISSISSIPPI

STATE CORRECTIONS PROFILE

SELECTED CHARACTERISTICS OF ADULT INMATES

(AS OF JULY 1, 2004)



PROFILE QUESTION

STATE RESPONSE:

NUMBER OF AIDS CASES:

71 INMATES

NUMBER OF INMATES TESTED FOR HIV ANTIBODIES

8,049 INMATES

TESTING OF INMATES BY CATEGORY:

ADMISSION

YES

RANDOM

NO

INCIDENT

NO

HIGH RISK GROUP

NO

SYSTEMS FREQUENCY OF TESTING:

AT INTAKE

INMATES TESTING POSITIVE FOR HIV ANTIBODIES:

89 INMATES

MISSISSIPPI STATE LAW REQUIRES INMATES WITH AIDS AND THOSE WHO TEST POSITIVE FOR HIV BE SEGREGATED.

NUMBER OF KNOWN HEPATITIS C CASES:

155 INMATES

NUMBER OF INMATES BEING TREATED FOR HEPATITIS C:

1 INMATES

TESTING OF INMATES BY CATEGORY:

ADMISSION

NO

RANDOM

NO

INCIDENT

NO

HIGH RISK GROUP

YES

SYSTEMS FREQUENCY OF TESTING:

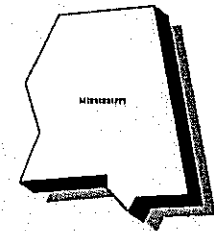
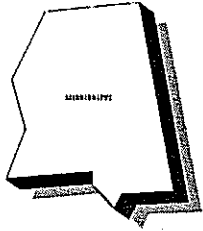
N/A

THE MISSISSIPPI DEPARTMENT OF CORRECTIONS HAS INDICATED THEY DO NOT SEGREGATE OR ISOLATE INMATES WITH HEPATITIS C.

MISSISSIPPI

STATE CORRECTIONS PROFILE

METHODS OF RELIEVING OVERCROWDING



MAXIMUM DESIGNED BED CAPACITY AS DEFINED BY THE MISSISSIPPI DEPARTMENT OF CORRECTIONS IS THE TOTAL NUMBER OF EXISTING BEDS ALLOCATED FOR HOUSING STATE INMATES. THE TERM "OVERCROWDING" IS USED WHEN THE ACTUAL OCCUPANCY OF THE MAXIMUM DESIGNED BED CAPACITY EXCEEDS 95%.

MISSISSIPPI STATUTES OFFER THE FOLLOWING PROGRAMMATIC OPTIONS AS ALTERNATIVES TO INCARCERATION:

INTENSIVE SUPERVISION PROGRAM - ALSO KNOWN AS HOUSE ARREST, THIS PROGRAM IS DESIGNED TO ALLOW CLOSE MONITORING OF INMATES WHO DO NOT REQUIRE INCARCERATION IN AN INSTITUTION, BUT NEED CLOSER MONITORING THAN A REGULAR PROBATIONER REQUIRES. INMATES ASSIGNED TO THIS PROGRAM ARE REQUIRED TO WEAR AN ELECTRONIC MONITORING DEVICE AT ALL TIMES.

NON-ADJUDICATED PROBATION - THIS IS A FORM OF PROBATION USED FOR ELIGIBLE 1ST TIME OFFENDERS. IF THIS PROGRAM PERIOD IS SUCCESSFULLY COMPLETED, THE CASE IS EXPUNGED AND THE DEFENDANT DOES NOT HAVE A FELONY RECORD. THERE ARE 2 NON-ADJUDICATED PROBATION STATUTES PRESENTLY BEING USED BY THE COURTS. ONE REFERS TO OFFENDERS WHO HAVE BEEN INDICTED FOR NON-DRUG OFFENSES, SUCH AS EMBEZZLEMENT, FORGERY, UTTERING FORGERY AND BURGLARY, ETC. AND ANOTHER REFERS TO CERTAIN DRUG CASES.

PRE-TRIAL DIVERSION PROGRAM - IT PROVIDES THE DEFENDANT WITH AN OPPORTUNITY TO AVOID A FELONY CONVICTION. ONCE A DEFENDANT HAS BEEN INDICTED, ARRAIGNED, AND ENTERED A GUILTY PLEA TO A FELONY CHARGE, THE DEFENSE ATTORNEY MAY REQUEST A REFERRAL FOR PLACEMENT IN THIS PROGRAM UNDER THE CONTROL OF THE DISTRICT ATTORNEY'S OFFICE. THE DEFENDANT IS INVESTIGATED AND IF THE DA APPROVES HIM FOR PLACEMENT IN THE PROGRAM, A DIVERSION OR REMAND ORDER WILL BE SIGNED BY THE CIRCUIT COURT JUDGE WHICH LISTS THE RULES AND REGULATIONS SET FORTH IN THE PROGRAM.

SUSPENDED SENTENCE PROBATION - THIS OPTION IS AVAILABLE TO A DEFENDANT IF THE COURTS DETERMINE THAT IT IS IN THE BEST INTEREST OF JUSTICE AND THE PUBLIC, AND AFTER THE DEFENDANT HAS BEEN CONVICTED OR HAS ENTERED A GUILTY PLEA. THE JUDGE MAY SUSPEND EXECUTION OF THE SENTENCE AND PLACE THE DEFENDANT ON PROBATION. PROBATIONERS MUST COMPLY WITH ALL COURT ORDERED CONDITIONS. THEY MAY BE REQUIRED TO PAY ALL FINES, COURT COSTS, AND RESTITUTION. FAILURE TO COMPLY WITH THE TERMS OF PROBATION MAY RESULT IN REVOCATION PROCEEDINGS CONDUCTED BY THE SENTENCING JUDGE.

MISSISSIPPI

STATE CORRECTIONS PROFILE

METHODS OF RELIEVING OVERCROWDING (CONTINUED)

DRUG COURTS - DESIGNED TO QUICKLY ADDRESS A CRIME COMMITTED BY AN OFFENDER WHO HAS A SUBSTANCE ADDICTION. OFFENDERS IN THIS PROGRAM APPEAR BEFORE A JUDGE ON A REGULAR BASIS, AND REPORTS ARE GIVEN TO THE JUDGE ON THE OFFENDER. FAILURE TO APPEAR OR NON-COMPLIANCE WITH THE TREATMENT PROGRAM CAN MEAN INSTANT DISMISSAL FROM THE PROGRAM. THE JUDGE MAY THEN IMPOSE AN APPROPRIATE SENTENCE ON THE OFFENDER.

COURT ORDER REQUIREMENTS

THE MISSISSIPPI DEPARTMENT OF CORRECTIONS HAS BEEN UNDER A FEDERAL COURT ORDER SINCE 1973 THAT REQUIRES A SET NUMBER OF STATE INMATES IN COUNTY JAILS, INMATES ACCESS TO COURT, HIV INMATE MEDICAL CARE, DEATH ROW INMATES, AND MUSLIM RELIGION CLASSES.

STATE INITIATIVES

ELDERLY AND INFIRMED INMATES

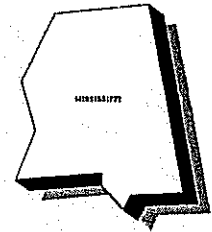
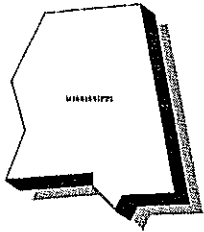
THE MISSISSIPPI DEPARTMENT OF CORRECTIONS IS CURRENTLY EXPERIENCING AN INCREASE IN NUMBERS OF INMATES WHO WOULD BE CLASSED AS ELDERLY/INFIRM-THOSE PERSONS OVER 50 YEARS OF AGE AND THOSE WITH CHRONIC AND DISABLING DISEASE PROCESSES. IN ORDER TO ADDRESS THIS ISSUE, MDOC HAS HAD A LONG-STANDING POLICY OF MANDATORY PHYSICAL EVALUATION AND EXAMINATION FOR INMATES OVER 50 YEARS OF AGE. IN THE CASE OF PERSONS WITH CHRONIC DISEASES, MDOC PROVIDES CHRONIC CARE CLINICS FOR DIABETES, SEIZURES, HEART DISEASE AND HYPERTENSION, LUNG DISEASES AND ORTHOPEDICS. THE MDOC ALSO PROVIDES DISABILITY HOUSING FOR THOSE INMATES NEEDING PHYSICAL/MEDICAL/NURSING HELP OR SPECIALIZED EQUIPMENT.

PRISON BASED SUBSTANCE ABUSE TREATMENT PROGRAMS

THERE ARE ALCOHOL AND DRUG TREATMENT PROGRAMS AND ALSO PRE-RELEASE PROGRAMS THAT ARE FUNDED BY THE MISSISSIPPI DEPARTMENT OF MENTAL HEALTH, THE MISSISSIPPI DEPARTMENT OF CORRECTIONS, AND THROUGH RESIDENTIAL SUBSTANCE ABUSE TREATMENT GRANTS. WHILE THERE IS NOTHING IN PLACE CURRENTLY TO EVALUATE THE EFFECTIVENESS OF THESE PROGRAMS, NEGOTIATIONS HAVE BEGUN WITH A LOCAL UNIVERSITY TO ACCOMPLISH THIS TASK.

MISSISSIPPI

STATE CORRECTIONS PROFILE



STATE INITIATIVES (CONTINUED)

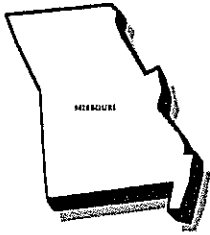
PRE-RELEASE/POST-RELEASE ("REENTRY") PROGRAMS

THE MISSISSIPPI DEPARTMENT OF CORRECTIONS (MDOC) DOES HAVE RE-ENTRY PROGRAMS FOR INMATES. THE PROGRAM IS DIVIDED INTO THREE PHASES: INSTITUTIONAL, COMMUNITY-BASED TRANSITION, AND COMMUNITY-BASED LONG-TERM SUPPORT. EACH PHASE IS DESIGNED TO LAST UP TO ONE YEAR IN LENGTH. THE FUNDING SOURCE FOR THE PROGRAM IS A GRANT AWARDED TO MDOC AND THE MISSISSIPPI DEPARTMENT OF HUMAN SERVICES. ONE OF THE CORE ELEMENTS OF THE PROGRAM IS TO ASSIST THE OFFENDER IN DEVELOPING AN INDIVIDUALIZED RE-ENTRY PLAN IN ORDER FOR HIM TO HAVE A SUCCESSFUL RE-ENTRY INTO THE COMMUNITY.

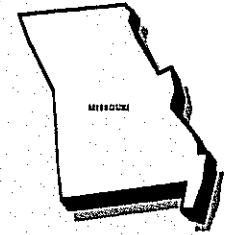
THE FOLLOWING PROGRAMS ARE OFFERED TO THE OFFENDERS IN THE RE-ENTRY PROGRAM:

SUBSTANCE ABUSE EDUCATION AND TREATMENT	COGNITIVE RESTRUCTURING
LIFE SKILLS TRAINING	EDUCATIONAL: GED & ABE
EMPLOYMENT PREPARATION	HEALTH CARE/STRESS MGMT.
ANGER MANAGEMENT	GROUP & INDIVIDUAL COUNSELING
PARENTING SKILLS/FAMILY ORIENTATION	TRANSPORTATION PLANNING
ASSISTANCE WITH HOUSING	

MISSISSIPPI



STATE CORRECTIONS PROFILE



SELECTED CHARACTERISTICS OF ADULT INMATES (AS OF JULY 1, 2004)

PROFILE QUESTION

AVERAGE AGE AT COMMITMENT:
TOTAL NUMBER OF INMATES 50 YEARS OR OLDER:

AVERAGE SENTENCE FOR NEW COMMITMENTS:
(EXCLUDING LIFE SENTENCES)

AVERAGE TIME SERVED BY THOSE RELEASED:
(EXCLUDING LIFE SENTENCES)

THE THREE (3) MOST FREQUENTLY COMMITTED CRIMES FOR WHICH
INMATES ARE CURRENTLY SERVING TIME:

RACE AND SEX DISTRIBUTION:

PERCENTAGE WHITE
PERCENTAGE BLACK
PERCENTAGE HISPANIC
PERCENTAGE OTHER
PERCENTAGE MALE
PERCENTAGE FEMALE

NUMBER OF INMATES SERVING LIFE
NUMBER OF INMATES SERVING LIFE (WITHOUT PAROLE)

NEW COMMITMENTS TO LIFE SENTENCES:

STATE RESPONSE:

32.6 YEARS
555 INMATES

5.6 YEARS

3.1 YEARS

- A. DRUG DISTRIBUTION
- B. ROBBERY
- C. DRUG POSSESSION

56.90%
41.10%
1.40%
0.60%
92.00%
8.00%

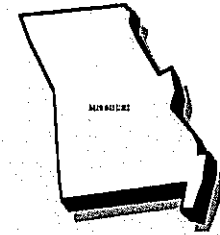
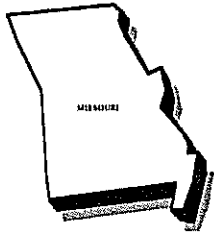
1,844 INMATES
752 INMATES

63 INMATES

MISSOURI

STATE CORRECTIONS PROFILE

SELECTED CHARACTERISTICS OF ADULT INMATES (AS OF JULY 1, 2004)



PROFILE QUESTION

STATE RESPONSE:

INMATES SERVING DEATH SENTENCES:

45 INMATES

INMATES EXECUTED IN FY 2004:

1 INMATES

INMATES SERVING TWENTY (20) YEARS OR MORE:
INMATES THAT HAVE ALREADY SERVED TWENTY (20)
YEARS OF THEIR CURRENT SENTENCE:

6,772 INMATES

444 INMATES

INMATES ADMITTED WHO WERE PAROLE VIOLATORS:
NUMBER OF TECHNICAL PAROLE VIOLATORS:
NUMBER OF NEW CRIME PAROLE VIOLATORS:

5440 INMATES

3598 INMATES

1842 INMATES

INMATES RELEASED FROM CUSTODY IN FY 2004 FOR THE FOLLOWING:

EXPIRATION OF SENTENCE

1,530 INMATES

PAROLE

8,580 INMATES

GOODTIME

0 INMATES

PROBATION

5,987 INMATES

DEATH

52 INMATES

OTHER

2,634 INMATES

TOTAL

18,783 INMATES

METHOD IN WHICH "GOODTIME" IS CALCULATED:

N/A

IS MEDICAL-EARLY OR COMPASSIONATE RELEASE ALLOWED:

Yes

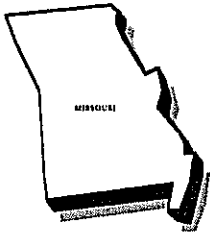
NUMBER OF INMATES RELEASED IN FY 2004 BASED ON THE ABOVE:

25 INMATES

INMATES BETWEEN THE AGES OF 17 AND 20:


1211 INMATES

MISSOURI



STATE CORRECTIONS PROFILE

SELECTED CHARACTERISTICS OF ADULT INMATES (AS OF JULY 1, 2004)



PROFILE QUESTION

NUMBER OF AIDS CASES:

NUMBER OF INMATES TESTED FOR HIV ANTIBODIES

STATE RESPONSE:

268 INMATES

39746 INMATES

TESTING OF INMATES BY CATEGORY:

ADMISSION

19826 INMATES

RANDOM

0

INCIDENT

568 INMATES

HIGH RISK GROUP

0

SYSTEMS FREQUENCY OF TESTING:

INMATES TESTING POSITIVE FOR HIV ANTIBODIES:

ADMISSION, EXIT, EXPOSURE, HIGH RISK

77 INMATES

THE MISSOURI DEPARTMENT OF CORRECTIONS DOES NOT SEGREGATE OR ISOLATE HIV-INFECTED INMATES.

NUMBER OF KNOWN HEPATITIS C CASES:

1563 INMATES

NUMBER OF INMATES BEING TREATED FOR HEPATITIS C:

10 INMATES

TESTING OF INMATES BY CATEGORY:

ADMISSION

0

RANDOM

UNKNOWN

INCIDENT

UNKNOWN

HIGH RISK GROUP

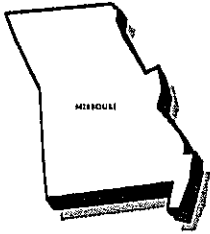
0

SYSTEMS FREQUENCY OF TESTING:

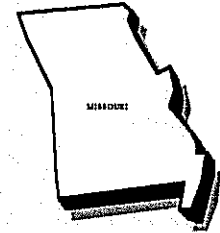
SYMPTOMS

THE MISSOURI DEPARTMENT OF CORRECTIONS DOES NOT SEGREGATE OR ISOLATE HEPATITIS C INMATES.

MISSOURI



STATE CORRECTIONS PROFILE METHODS OF RELIEVING OVERCROWDING



MISSOURI'S OPERATIONAL CAPACITIES ARE DETERMINED BY THE SPACE CONSTRUCTED AS INMATE LIVING AREAS OR SPACE THAT IS CONVERTED FROM OTHER FUNCTIONS TO BE USED FOR PERMANENT HOUSING. SPACE THAT IS DEVELOPED FOR SHORT TERM NEEDS SUCH AS A LACK OF CAPACITY IS GENERALLY REFERRED TO AS SATURATION SPACE. THESE AREAS HAVE INCLUDED TENTS, GYMS, DAY ROOMS, ETC. ON JULY 1, BONNE TERRE CORRECTIONAL CENTER WAS NOT FULLY OPEN. CAPACITY INCLUDES 900 BEDS IN TWO COMMUNITY RELEASE CENTERS.

COURT ORDER REQUIREMENTS

THE MISSOURI DEPARTMENT OF CORRECTIONS IS NOT CURRENTLY UNDER A FEDERAL OR STATE COURT ORDER DURING THE YEAR ENDING JUNE 30, 2004.

STATE INITIATIVES

ELDERLY OR INFIRMED INMATES

IN GENERAL, MISSOURI HAS ITS ELDERLY INMATES MAINSTREAMED IN THE REGULAR POPULATION. THE DEPARTMENT OF CORRECTIONS OPERATES ONE 30-BED HOUSING AREA WHERE INMATES OF THIS TYPE LIVE TOGETHER, BUT THEY CONTINUE TO PARTICIPATE IN MOST GENERAL ACTIVITIES. MEDICAL SERVICES ARE CONTRACTED ON A PER DIEM BASIS FOR THE ENTIRE POPULATION, SO NO SPECIFIC MEDICAL COSTS ARE EXPERIENCED. THERE IS ALSO NO SPECIFIC FUNDING OR LEGISLATION THAT ADDRESSES THE ELDERLY INMATES. MISSOURI ALLOWS INMATES WITH SERIOUS MEDICAL PROBLEMS TO BE CONSIDERED FOR PAROLE.

PRISON BASED SUBSTANCE ABUSE TREATMENT PROGRAMS

A COMBINATION OF STATE-OPERATED PROGRAMS, INTERAGENCY AGREEMENTS AND CONTRACTED SERVICES ARE EMPLOYED TO MEET THE SUBSTANCE ABUSE SERVICES NEEDS OF THE OFFENDER POPULATION. THESE SERVICES INCLUDE: SUBSTANCE ABUSE SCREENING ASSESSMENT UTILIZING THE MULTIDIMENSIONAL ADDICTIONS AND PERSONALITY PROFILE (MAPP); DRUG TESTING FOR INSTITUTION AND FIELD POPULATIONS; INSTITUTIONAL SUBSTANCE ABUSE EDUCATION PROGRAMS; INSTITUTIONAL PARTIAL-DAY TREATMENT PROGRAMS; COMMUNITY BASED SUBSTANCE ABUSE TREATMENT PROGRAMS INCLUDING COMMUNITY RELEASE CENTER TREATMENT PROGRAMS AND DRUG COURT TREATMENT SERVICES; AND REQUIRED EDUCATION AND COMMUNITY TREATMENT (REACT). THE TOTAL COST ASSOCIATED WITH BOTH TESTING AND SUBSTANCE ABUSE TREATMENT DURING FISCAL YEAR 2004 WAS \$9 MILLION.

MISSOURI

STATE CORRECTIONS PROFILE

STATE INITIATIVES (CONTINUED)

PRISON BASED SUBSTANCE ABUSE TREATMENT PROGRAMS (CONTINUED)

MISSOURI HAS NINE INSTITUTIONAL TREATMENT CENTERS WITH APPROXIMATELY 2,900 BEDS PROVIDING PROGRAMS FROM 30 DAYS TO 24 MONTHS IN LENGTH. THE MAJORITY OF LONG-TERM TREATMENT PROGRAMS LAST 12 MONTHS AND ARE ATTENDED BY OFFENDERS MANDATED FOR TREATMENT BY THE COURTS OR THE BOARD OF PROBATION AND PAROLE. SHORT-TERM INSTITUTIONAL TREATMENT LASTS AN AVERAGE OF 12 WEEKS AND ITS PARTICIPANTS ARE OFFENDERS WHO ARE COURT ORDERED OR PROBATION AND PAROLE STIPULATED.

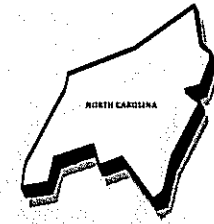
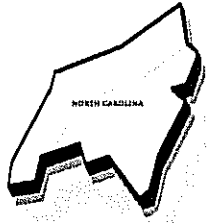
OFFENDER SUCCESS IS EVALUATED ON THE BASIS OF THE SATISFACTORY COMPLETION OF THEIR TREATMENT PLANS AS WELL AS SATISFACTORY OFFENDER CONDUCT. RECIDIVISM AND POST PROGRAM BEHAVIOR IS TRACKED THROUGH A PROGRAM TRACKING SYSTEM, AS WELL AS DEPARTMENT AND DIVISION OUTCOME STUDIES AND THOSE WHO FAILED THE PROGRAM IS 57%.

PRE-RELEASE/POST-RELEASE ("REENTRY") PROGRAMS

MISSOURI HAS TWO SUCH RE-ENTRY INITIATIVES, THE SERIOUS AND VIOLENT OFFENDER RE-ENTRY INITIATIVE (SVORI) AND TRANSITION FROM PRISON TO COMMUNITY INITIATIVE (TPCI), WHICH ARE BEING MERGED INTO THE MISSOURI RE-ENTRY PROCESS (MRP). BOTH OF THESE PROGRAMS OFFER ASSISTANCE FOR OFFENDERS TRANSITIONING BACK INTO THE COMMUNITY. IN THE MISSOURI RE-ENTRY PROCESS OFFENDERS ARE REQUIRED TO DEVELOP A TRANSITION ACCOUNTABILITY PLAN (TAP) PRIOR TO THEIR RELEASE. SVORI AND TPCI WORK WITH A VARIETY OF STATE AND LOCAL AGENCIES TO PROVIDE THE SERVICES NEEDED UPON RE-ENTRY FOR A SEAMLESS CONTINUITY OF CARE. EACH INSTITUTION WILL HAVE A TRANSITIONAL HOUSING UNIT WHERE AN OFFENDER WILL BE HOUSED SIX MONTHS SHORT OF THEIR RELEASE DATE. AT THIS TIME, THE OFFENDER WILL RECEIVE INTENSIVE RELAPSE PREPARATION. THE IMPACT ON RECIDIVISM IS ANTICIPATED TO A 12% REDUCTION.

MISSOURI

STATE CORRECTIONS PROFILE



SELECTED CHARACTERISTICS OF ADULT INMATES (AS OF JULY 1, 2004)

PROFILE QUESTION

AVERAGE AGE AT COMMITMENT:

TOTAL NUMBER OF INMATES 50 YEARS OR OLDER:

AVERAGE SENTENCE FOR NEW COMMITMENTS:

(EXCLUDING LIFE SENTENCES)

AVERAGE TIME SERVED BY THOSE RELEASED:

(EXCLUDING LIFE SENTENCES)

THE THREE (3) MOST FREQUENTLY COMMITTED CRIMES FOR WHICH
INMATES ARE CURRENTLY SERVING TIME:

RACE AND SEX DISTRIBUTION:

PERCENTAGE WHITE

PERCENTAGE BLACK

PERCENTAGE HISPANIC

PERCENTAGE OTHER

PERCENTAGE MALE

PERCENTAGE FEMALE

NUMBER OF INMATES SERVING LIFE

NUMBER OF INMATES SERVING LIFE (WITHOUT PAROLE)

NEW COMMITMENTS TO LIFE SENTENCES:

STATE RESPONSE:

32 YEARS

1 290 INMATES

2.92 YEARS

1.2 YEARS

A. HABITUAL FELON

B. ROBBERY WITH A DANGEROUS WEAPON

C. MURDER - SECOND DEGREE

33.92%

60.00%

N/A

6.08%

93.23%

6.77%

2,788 INMATES

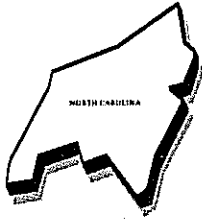
578 INMATES

103 INMATES

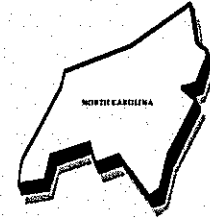
NORTH CAROLINA

STATE CORRECTIONS PROFILE

METHODS OF RELIEVING OVERCROWDING



THE NC DEPARTMENT OF CORRECTIONS, DIVISION OF PRISONS DEFINES EXPANDED OPERATING CAPACITY AS 130% OF THE STANDARD OPERATING CAPACITY IN DORM HOUSING AND ONE INMATE PER SINGLE CELL. OVERCROWDING WILL OCCUR WHENEVER THE ACTUAL COUNT OF INMATES EXCEEDS THE EXPANDED OPERATING CAPACITY. THE FOUNDATION OF THE DIVISION OF COMMUNITY CORRECTIONS' STRATEGY FOR ALTERNATIVES TO INCARCERATION IS THE ESTABLISHMENT AND UTILIZATION OF A GRADUATED CONTINUUM OF COMMUNITY BASED PUNISHMENTS. THESE SANCTIONS DELIVER THE NEEDED EDUCATIONAL, VOCATIONAL, AND SUBSTANCE ABUSE PROGRAMMING FOR THE OFFENDER AT A COST CONSIDERABLY BELOW THE COST OF INCARCERATION.



NORTH CAROLINA HAS THE FOLLOWING INTERMEDIATE SANCTIONS AS ALTERNATIVES TO INCARCERATION:

- INTENSIVE SUPERVISION
- ELECTRONIC HOUSE ARREST
- DAY REPORTING CENTERS
- RESIDENTIAL COMMUNITY CORRECTIONS

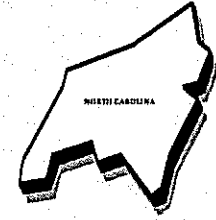
COURT ORDER REQUIREMENTS

THE NORTH CAROLINA DEPARTMENT OF CORRECTIONS IS NOT CURRENTLY UNDER A FEDERAL OR STATE COURT ORDER DURING THE YEAR ENDING JUNE 30, 2004.

NORTH CAROLINA

STATE CORRECTIONS PROFILE

STATE INITIATIVES



SUBSTANCE ABUSE TREATMENT PROGRAMS

THE NORTH CAROLINA DEPARTMENT OF CORRECTIONS HAS THE FOLLOWING SUBSTANCE ABUSE TREATMENT PROGRAMS:

DRUG ALCOHOL RECOVERY TREATMENT (DART) - IN-PRISON INTENSIVE RESIDENTIAL TREATMENT (30-120 DAYS) FOR MEDIUM CUSTODY ADULT OFFENDERS. FOLLOWED UP WITH 8 WEEKS OF AFTERCARE UPON COMPLETION OF THE IRT PHASE. OFFENDERS THEN PARTICIPATE IN 12 WEEKS OF PRE-RELEASE COMMUNITY TRANSITION ACTIVITIES AT THE END OF THEIR SENTENCE. THE ANNUAL COST IS \$3.7 MILLION.

PRIVATE FACILITIES - INTENSIVE RESIDENTIAL TREATMENT (180-360 DAYS) FOR MINIMUM CUSTODY ADULT OFFENDERS. AT THE END OF TREATMENT, OFFENDERS ARE RELEASED TO THE COMMUNITY. THE ANNUAL COST IS \$5 MILLION.

DWI FACILITY - INTENSIVE RESIDENTIAL TREATMENT (30-90 DAYS) FOR PROBATION/PAROLE OFFENDERS WITH DWI CONVICTIONS. AT THE END OF THE PROGRAM, THE OFFENDERS RETURN TO THEIR COMMUNITIES. THE ANNUAL COST IS \$3 MILLION.

FEDERAL FUNDED PROGRAMS - INTENSIVE RESIDENTIAL TREATMENT (180-360 DAYS) PRIMARILY FOR YOUTHFUL OFFENDERS AND SOME ADULTS. SIX MONTHS IN INTENSIVE PROGRAMS; THREE MONTHS IN PRE-RELEASE COMMUNITY TRANSITION AND THREE MONTHS OF POST-RELEASE ACTIVITY. THE ANNUAL COST IS \$0.7 MILLION.

THE EFFECTIVENESS OF SUBSTANCE ABUSE PROGRAMS ARE MEASURED BY ASSESSING IF: SUBSTANCE ABUSE SERVICES ARE PROVIDED TO THE INMATES WHO ARE IDENTIFIED AS NEEDING TREATMENT; A SUFFICIENT NUMBER OF INMATES WHO ENTER THE PROGRAMS ACTUALLY COMPLETE THE PROGRAM; THE COMPLETERS ARE CONTINUING THEIR RECOVERY THROUGH GROUP MEETINGS AND OTHER ACTIVITIES; AND THE INMATES WHO COMPLETE THE PRE-RELEASE COMMUNITY TRANSITION PROGRAMS STILL ACTIVE IN THE RECOVERY PROCESS UPON RELEASE FROM THE DEPARTMENT.

NORTH CAROLINA

STATE CORRECTIONS PROFILE



STATE INITIATIVES (CONTINUED)

SUBSTANCE ABUSE TREATMENT PROGRAMS (CONTINUED)

ADDITIONALLY, PARTICIPANTS ARE TRACKED IN THE PROGRAMS THROUGH A SEPARATE TREATMENT SUBSTANCE ABUSE MODULE, ACD, WHICH INTERFACES WITH THE INMATE TRACKING SYSTEM USED BY PRISONS, OPUS. THE NORTH CAROLINA SENTENCING COMMISSION COMPARED THE RECIDIVISM RATES FOR THOSE IN SUBSTANCE ABUSE PROGRAMS TO THOSE INMATES IN THE GENERAL POPULATION.

PRE-RELEASE/POST-RELEASE ("REENTRY") PROGRAMS

THE NC DEPARTMENT OF CORRECTIONS OFFERS THE FOLLOWING PROGRAMS:

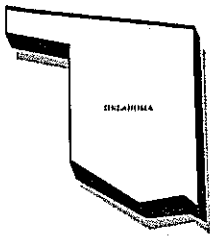
GOING HOME INITIATIVE - THIS INITIATIVE FOCUSES ON PLANNING, ASSESSING, AND CASE MANAGEMENT IN THE AREAS OF HOUSING, EMPLOYMENT, MENTORING, AND SUBSTANCE ABUSE/MENTAL HEALTH TREATMENT. IT IS FEDERALLY FUNDED THROUGH THE OFFICE OF JUSTICE PROGRAMS. AT THE STATE LEVEL, THE GOING HOME INITIATIVE IS A JOINT EFFORT OF CORRECTIONS, COMMERCE, HEALTH AND HUMAN SERVICES, AND THE COMMUNITY COLLEGE SYSTEM. THERE ARE 3 PHASES: I-NEEDS WHILE INCARCERATED, II-NEEDS ON RELEASE, AND III-LONG-TERM NEEDS. ELIGIBLE OFFENDERS ARE 18-35 AT TIME OF RELEASE, HAVE 90 DAYS OF COMMUNITY SUPERVISION UPON RELEASE, AND RETURN TO 1 OF THE 13 REENTRY CLUSTER COUNTIES.

JOB PREPARATION FOR OFFENDERS - THIS IS A PRISON-TO-WORK PROGRAM TO SECURE EMPLOYMENT UPON RELEASE FROM PRISON BY COMPLETING A SERIES OF PRE-RELEASE PLANNING ACTIVITIES. JOB PREPARATION FOR OFFENDERS WAS INITIATED IN SEPTEMBER 2002 AND IS OPERATIONAL AT 4 PRISONS IN NC. THE NC GOVERNOR'S CRIME COMMISSION PROVIDED AN AWARD OF \$16,000 FOR PROGRAM DEVELOPMENT AND IMPLEMENTATION AND THE NC DIVISION OF PRISONS PROVIDED \$2,500 FOR THE PROGRAM MATERIALS.

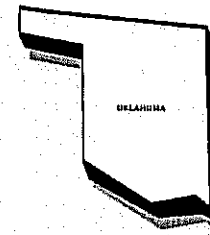
JOBSTART II - THIS PROGRAM, FUNDED BY THE GOVERNOR'S CRIME COMMISSION, IS FOR SELECTED INMATES HAVING JOB-READY SKILLS TO SECURE AND RETAIN EMPLOYMENT MATCHING THEIR SKILLS FOLLOWING REENTRY TO THE COMMUNITY. JOBSTART II INMATES BEGIN THEIR JOB SEARCH BEFORE RELEASE. TEN PRISONS ARE DESIGNATED AS PILOT SITES WITH TWO CYCLES (IMPLEMENTATION AND PLANNING). A SMALL NUMBER OF QUALIFIED INMATES WITHIN 6-12 MONTHS OF RELEASE ARE ACCEPTED AT EACH SITE TO PARTICIPATE IN A WORKSHOP FACILITATED BY PROJECT STAFF ONE DAY PER WEEK.

NORTH CAROLINA

STATE CORRECTIONS PROFILE



OKLAHOMA DID NOT RETURN A QUESTIONNAIRE.



OKLAHOMA



STATE CORRECTIONS PROFILE



SELECTED CHARACTERISTICS OF ADULT INMATES (AS OF JULY 1, 2004)

PROFILE QUESTION

AVERAGE AGE AT COMMITMENT:

TOTAL NUMBER OF INMATES 50 YEARS OR OLDER:

AVERAGE SENTENCE FOR NEW COMMITMENTS:
(EXCLUDING LIFE SENTENCES)

AVERAGE TIME SERVED BY THOSE RELEASED:
(EXCLUDING LIFE SENTENCES)

THE THREE (3) MOST FREQUENTLY COMMITTED CRIMES FOR WHICH
INMATES ARE CURRENTLY SERVING TIME:

RACE AND SEX DISTRIBUTION:

PERCENTAGE WHITE

PERCENTAGE BLACK

PERCENTAGE HISPANIC

PERCENTAGE OTHER

PERCENTAGE MALE

PERCENTAGE FEMALE

NUMBER OF INMATES SERVING LIFE

NUMBER OF INMATES SERVING LIFE (WITHOUT PAROLE)

NEW COMMITMENTS TO LIFE SENTENCES:

STATE RESPONSE:

31 YEARS

640 INMATES

4.3 YEARS

2 YEARS

A. DRUGS

B. BURGLARY

C. ROBBERY

31.70%

66.80%

0.80%

0.20%

93.10%

6.90%

1,596 INMATES

313 INMATES

65 INMATES

SOUTH CAROLINA

STATE CORRECTIONS PROFILE

SELECTED CHARACTERISTICS OF ADULT INMATES (AS OF JULY 1, 2004)



PROFILE QUESTION

STATE RESPONSE:

INMATES SERVING DEATH SENTENCES:

69 INMATES

INMATES EXECUTED IN FY 2004:

4 INMATES

INMATES SERVING TWENTY (20) YEARS OR MORE:

2982 INMATES

INMATES THAT HAVE ALREADY SERVED TWENTY (20)

YEARS OF THEIR CURRENT SENTENCE:

473 INMATES

INMATES ADMITTED WHO WERE PAROLE VIOLATORS:

1,623 INMATES

NUMBER OF TECHNICAL PAROLE VIOLATORS:

1,142 INMATES

NUMBER OF NEW CRIME PAROLE VIOLATORS:

481 INMATES

INMATES RELEASED FROM CUSTODY IN FY 04 FOR THE FOLLOWING:

EXPIRATION OF SENTENCE

6,533 INMATES

PAROLE

3,093 INMATES

GOODTIME

* INMATES

PROBATION

3,012 INMATES

DEATH

73 INMATES

OTHER

792 INMATES

TOTAL

13,503 INMATES

METHOD IN WHICH "GOODTIME" IS CALCULATED:

* EXPIRATION AND PROBATION INMATES EARNED GOOD TIME TOWARD SENTENCES.

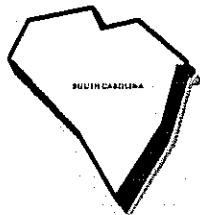
IS MEDICAL-EARLY OR COMPASSIONATE RELEASE ALLOWED:

YES

THE SOUTH CAROLINA DEPARTMENT OF CORRECTIONS INSTITUTES A POLICY KNOWN AS THE "MEDICAL FURLOUGH PROGRAM FOR TERMINALLY ILL INMATES". THE POLICY STATES THAT ANY INMATE THAT HAS BEEN DIAGNOSED BY A SOUTH CAROLINA DEPARTMENT OF CORRECTIONS STAFF PHYSICIAN AS HAVING A TERMINAL ILLNESS AND WHO IS NOT ELIGIBLE FOR EARLY PAROLE MAY APPLY FOR A MEDICAL FURLOUGH, WHICH, IF APPROVED WILL ALLOW THE INMATE TO SPEND APPROXIMATELY HIS/HER LAST YEAR AT HOME WITH HIS/HER FAMILY.

SOUTH CAROLINA

STATE CORRECTIONS PROFILE



SELECTED CHARACTERISTICS OF ADULT INMATES (AS OF JULY 1, 2004)



PROFILE QUESTION

INMATES BETWEEN THE AGES OF 17 AND 20:

STATE RESPONSE:

1,488 INMATES

NUMBER OF AIDS CASES:

220 INMATES

NUMBER OF INMATES TESTED FOR HIV ANTIBODIES

516 INMATES

TESTING OF INMATES BY CATEGORY:

ADMISSION

N/A

RANDOM

N/A

INCIDENT

N/A

HIGH RISK GROUP

N/A

SYSTEMS FREQUENCY OF TESTING:

ADMISSION, EXPOSURE, INDICATION

INMATES TESTING POSITIVE FOR HIV ANTIBODIES:

N/A

INMATES ARE ASSIGNED TO A THERAPEUTIC COMMUNITY, WHERE SERVICES ARE AVAILABLE AND SPECIALLY TAILORED FOR THE HIV+ POPULATION.

NUMBER OF KNOWN HEPATITIS C CASES:

N/A

NUMBER OF INMATES BEING TREATED FOR HEPATITIS C:

N/A

TESTING OF INMATES BY CATEGORY:

ADMISSION

N/A

RANDOM

N/A

INCIDENT

N/A

HIGH RISK GROUP

N/A

SYSTEMS FREQUENCY OF TESTING:

N/A

THE SOUTH CAROLINA DEPARTMENT OF CORRECTIONS DOES NOT HAVE A SYSTEM IN PLACE FOR TRACKING HEPATITIS C AND THEY DO NOT SEGREGATE OR ISOLATE HEPATITIS C INMATES. THERE IS AN INFECTION CONTROL COORDINATOR WHO MONITORS HEPATITIS C WITH THE HELP OF THE MEDICAL STAFF TO DISTRIBUTE INFORMATION TO INMATES.

SOUTH CAROLINA

STATE CORRECTIONS PROFILE



METHODS OF RELIEVING OVERCROWDING

OVERCROWDING HAS BEEN MEASURED BY SOUTH CAROLINA AT THE EXTENT TO WHICH THE FACILITY POPULATION EXCEEDS THE OFFICIALLY ESTABLISHED OPERATING CAPACITY. ALTHOUGH NOT UNDER THE AUTHORITY OF THE SC CORRECTIONS DEPARTMENT, SOUTH CAROLINA HAS IN PLACE ALTERNATIVES TO INCARCERATION SUCH AS ELECTRONIC MONITORING AND DRUG COURTS.



COURT ORDER REQUIREMENTS

THE SC DEPT. OF CORRECTIONS WAS NOT UNDER A FEDERAL COURT ORDER AS OF JULY 1, 2004.

STATE INITIATIVES

ELDERLY OR INFIRMED INMATES

THE SOUTH CAROLINA DEPARTMENT OF CORRECTIONS GENERALLY DEFINES ANY INMATES OVER THE AGE OF 55 AS "ELDERLY INMATES." CURRENTLY, ALL ELDERLY AND INFIRMARY INMATES ARE COMMITTED AND GIVEN A MEDICAL AND MENTAL HEALTH ASSESSMENT UPON ADMISSION. A TREATMENT PLAN IS DEVELOPED AND THE INMATE IS ASSIGNED TO AN INSTITUTION ACCORDING TO HIS MEDICAL OR MENTAL HEALTH NEEDS. SC HAS TWO HANDICAPPED UNITS FOR INMATES THAT HAVE AMBULATING, HEARING, OR SIGHT PROBLEMS, AN ASSISTED LIVING UNITY FOR INMATES THAT NEED ASSISTANCE. THERE ARE 3 INFIRMARIES FOR ANY INPATIENT CARE NEEDED TO INCLUDE A CHRONIC CARE INFIRMARY FOR THE INMATES THAT CAN NO LONGER CARE FOR THEMSELVES. IF THE SC DOC INFIRMARIES CANNOT PROVIDE THE SERVICES, THE INMATES ARE ADMITTED TO A COMMUNITY HOSPITAL FOR MORE INTENSE CARE.

PRISON BASED SUBSTANCE ABUSE TREATMENT PROGRAMS

THE S.C. DEPARTMENT OF CORRECTIONS HAS THE FOLLOWING SUBSTANCE ABUSE TREATMENT PROGRAMS:

- STRAIGHT AHEAD ACADEMY* - 136 BED RESIDENTIAL PROGRAM FOR YOUTHFUL MALE OFFENDERS WITH 6-9 MONTHS OF TREATMENT USING THE THERAPEUTIC COMMUNITY MODEL (\$0.4 MILLION).
- GOODMAN ADDICTION TREATMENT UNIT* - 47 BED RESIDENTIAL PROGRAM FOR YOUTHFUL FEMALE OFFENDERS WITH 3 MONTHS OF TREATMENT USING THE THERAPEUTIC COMMUNITY MODEL (\$0.1 MILLION).
- CORRECTIONAL RECOVERY ACADEMY* - 136 BED RESIDENTIAL PROGRAM FOR YOUTHFUL MALE OFFENDERS WITH 6-9 MONTHS OF TREATMENT (\$0.4 MILLION).
- HORIZON ADDICTION TREATMENT UNIT* - 256 BED RESIDENTIAL PROGRAM FOR MALE OFFENDERS WITH 6-9 MONTHS OF TREATMENT USING THE THERAPEUTIC COMMUNITY MODEL (\$1.3 MILLION).
- LEATH ADDICTION TREATMENT UNIT* - 96 BED RESIDENTIAL PROGRAM FOR FEMALE OFFENDERS WITH 6-9 MONTHS OF TREATMENT USING THE THERAPEUTIC COMMUNITY MODEL (\$0.3 MILLION).

SOUTH CAROLINA

STATE CORRECTIONS PROFILE

STATE INITIATIVES (CONTINUED)



PRISON BASED SUBSTANCE ABUSE TREATMENT PROGRAMS (CONTINUED)

PSYCHO-EDUCATIONAL GROUP COUNSELING - 8 WEEK PROGRAM FOR ADULT MALE OFFENDERS AND PROVIDES STRUCTURED GROUP ACTIVITIES AT ONE ON-SITE FACILITY (\$32,000).

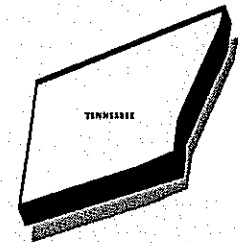
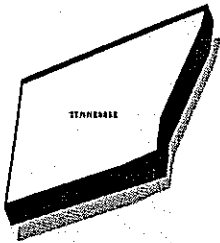
SOUTH CAROLINA DOES NOT HAVE PROVISIONS ESTABLISHED FOR A PROCESS EVALUATION OF ITS PROGRAMS. SUBSTANCE ABUSE PROGRAMS EFFECTIVENESS ARE EVALUATED BY MONITORING RECIDIVISM RATES OF SUCCESSFUL PROGRAM PARTICIPANTS COMPARED TO THE RECIDIVISM RATES FOR THOSE OFFENDERS WHO DID NOT RECEIVE TREATMENT.

PRE-RELEASE/POST-RELEASE ("REENTRY") PROGRAMS

SOUTH CAROLINA OFFERS A 30 DAY PRE-RELEASE PROGRAM THAT INCLUDES LIFE SKILLS AND A CRIMINAL THINKING CLASS. THE PROGRAM IS STATE FUNDED. DEPARTMENT STAFF HELPS INMATES IN MAKING CONTACT WITH NON-PROFIT AND FAITH-BASED COMMUNITY GROUPS. THE STATE VOCATIONAL REHABILITATION DEPARTMENT ASSISTS INMATES WITH JOB TRAINING AND PLACEMENT. ASSISTANCE IS ALSO PROVIDED TO HELP OFFENDERS OBTAIN DRIVER'S LICENSES, SOCIAL SECURITY CARDS, AND A PLACE TO LIVE. RECENTLY, THE DEPARTMENT RECEIVED A FEDERAL GRANT (SERIOUS & VIOLENT OFFENDER REENTRY INITIATIVE) TO PROVIDE REENTRY SERVICES. SEVEN INSTITUTIONS THROUGHOUT THE STATE HAVE BEEN SELECTED TO PROVIDE STAFF TO WORK WITH A TARGET POPULATION IN PROVIDING PREPARATION FOR RELEASE AND FORM A BRIDGE TO COMMUNITY RESOURCES FOR JOBS, HOUSING, AND OTHER SERVICES AS NEEDED.

SOUTH CAROLINA

STATE CORRECTIONS PROFILE



SELECTED CHARACTERISTICS OF ADULT INMATES (AS OF JULY 1, 2004)

PROFILE QUESTION

AVERAGE AGE AT COMMITMENT:

TOTAL NUMBER OF INMATES 50 YEARS OR OLDER:

AVERAGE SENTENCE FOR NEW COMMITMENTS:
(EXCLUDING LIFE SENTENCES)

AVERAGE TIME SERVED BY THOSE RELEASED:
(EXCLUDING LIFE SENTENCES)

THE THREE (3) MOST FREQUENTLY COMMITTED CRIMES FOR WHICH
INMATES ARE CURRENTLY SERVING TIME:

RACE AND SEX DISTRIBUTION:

PERCENTAGE WHITE

PERCENTAGE BLACK

PERCENTAGE HISPANIC

PERCENTAGE OTHER

PERCENTAGE MALE

PERCENTAGE FEMALE

NUMBER OF INMATES SERVING LIFE

NUMBER OF INMATES SERVING LIFE (WITHOUT PAROLE)

NEW COMMITMENTS TO LIFE SENTENCES:

STATE RESPONSE:

32.8 YEARS

723 INMATES

5.3 YEARS

4.6 YEARS

A. HOMICIDE

B. DRUGS

C. ROBBERY

49.00%

49.00%

1.00%

1.00%

92.00%

8.00%

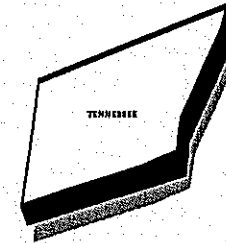
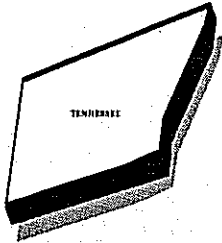
1,737 INMATES

214 INMATES

95 INMATES

TENNESSEE

STATE CORRECTIONS PROFILE



SELECTED CHARACTERISTICS OF ADULT INMATES (AS OF JULY 1, 2004)

PROFILE QUESTION

STATE RESPONSE:

INMATES SERVING DEATH SENTENCES:

100 INMATES

INMATES EXECUTED IN FY 2004:

0 INMATE

INMATES SERVING TWENTY (20) YEARS OR MORE:
INMATES THAT HAVE ALREADY SERVED TWENTY (20)
YEARS OF THEIR CURRENT SENTENCE:

3,418 INMATES

1,175 INMATES

INMATES ADMITTED WHO WERE PAROLE VIOLATORS:
NUMBER OF TECHNICAL PAROLE VIOLATORS:
NUMBER OF NEW CRIME PAROLE VIOLATORS:

1,680 INMATES

1,478 INMATES

202 INMATES

INMATES RELEASED FROM CUSTODY IN FY 04 FOR THE FOLLOWING:

EXPIRATION OF SENTENCE

4,611 INMATES

PAROLE

3,215 INMATES

GOODTIME

N/A INMATES

PROBATION

3,991 INMATES

DEATH

93 INMATES

OTHER

1,206 INMATES

TOTAL

13,116 INMATES

METHOD IN WHICH "GOODTIME" IS CALCULATED:

N/A

IS MEDICAL-EARLY OR COMPASSIONATE RELEASE ALLOWED:

YES

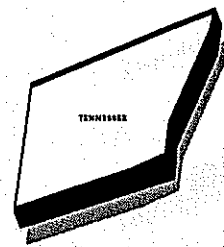
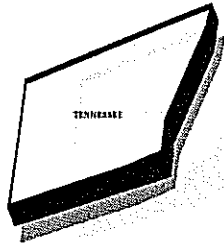
BY STATUTE, THE COMMISSIONER MAY GRANT FURLOUGHS FOR MEDICAL REASONS TO INMATES WHO MEET VERY STRICT CRITERIA. THIS FURLOUGH MAY BE REVOKED AT ANY TIME. THERE WAS ONE INMATE GRANTED A FURLOUGH FOR FY 04.

INMATES BETWEEN THE AGES OF 17 AND 20:

765 INMATES

TENNESSEE

STATE CORRECTIONS PROFILE



SELECTED CHARACTERISTICS OF ADULT INMATES

(AS OF JULY 1, 2004)

PROFILE QUESTION

STATE RESPONSE:

NUMBER OF HIV/AIDS CASES: 220 INMATES
 NUMBER OF INMATES TESTED FOR HIV ANTIBODIES: UNKNOWN

TESTING OF INMATES BY CATEGORY:

ADMISSION: UNKNOWN
 RANDOM:
 INCIDENT:
 HIGH RISK GROUP: UNKNOWN

SYSTEMS FREQUENCY OF TESTING:

UPON INTAKE (UNDER 21) & VOLUNTARY BASIS (OVER 21)

INMATES TESTING POSITIVE FOR HIV ANTIBODIES: UNKNOWN

THE TENNESSEE DEPARTMENT OF CORRECTIONS DOES NOT SEGREGATE OR ISOLATE HIV-INFECTED INMATES.
 THE TENNESSEE DEPARTMENT OF CORRECTIONS DOES NOT DELINEATE BETWEEN HIV AND AIDS CASES.

NUMBER OF KNOWN HEPATITIS C CASES: 1,065 INMATES
 NUMBER OF INMATES BEING TREATED FOR HEPATITIS C: 11 INMATES

TESTING OF INMATES BY CATEGORY:

ADMISSION: UNKNOWN
 RANDOM:
 INCIDENT: UNKNOWN
 HIGH RISK GROUP: 1,065 INMATES

SYSTEMS FREQUENCY OF TESTING:

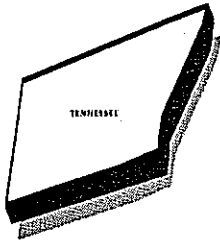
AS NEEDED

THE TENNESSEE DEPARTMENT OF CORRECTIONS DOES NOT SEGREGATE OR ISOLATE HEPATITIS C INMATES.

TENNESSEE

STATE CORRECTIONS PROFILE

STATE INITIATIVES (CONTINUED)



PRISON BASED SUBSTANCE ABUSE TREATMENT PROGRAMS (CONTINUED)

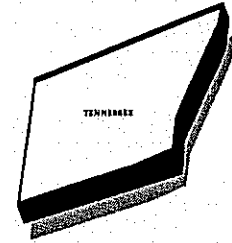
-GROUP COUNSELING TREATMENT IS DESIGNED FOR THE INMATES WHO ARE RECOMMENDED DURING ASSESSMENT FOR GROUP COUNSELING FOR CHEMICAL DEPENDENCY. THE PROGRAM LENGTH IS 3-6 MONTHS 2-4 TIMES WEEKLY.

-DRUG AWARENESS PROGRAM IS DESIGNED TO TEACH INMATES ABOUT THE DANGERS OF THEIR SUBSTANCE USE AND HOW IT AFFECTS THEM COGNITIVELY. THE PROGRAM LENGTH IS 1-3 MONTHS AND GROUPS ARE HELD 2-3 TIMES WEEKLY.

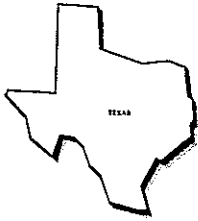
THE LENGTH OF THE PROGRAMS VARY FROM 10 WEEKS TO 12 MONTHS AND THE ANNUAL PROGRAM CAPACITY OF THESE PROGRAMS IS 2,060. THE TOTAL COST ASSOCIATED WITH THE SUBSTANCE ABUSE PROGRAMS IS \$1.2 MILLION.

PRE-RELEASE/POST-RELEASE ("REENTRY") PROGRAMS

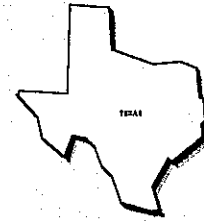
DURING THE 2003/2004, THE TN DEPARTMENT OF CORRECTIONS CONTINUED TO EXPAND ITS PRE-RELEASE PROGRAM TO BENEFIT MORE OF THE 5,250 INMATES LEAVING STATE CUSTODY. EACH OF THE STATE'S 12 ADULT CORRECTIONAL FACILITIES AND THE 3 PRIVATELY CONTRACTED FACILITIES NOW OFFER A 90 DAY PRE-RELEASE PROGRAM TO INMATES LEAVING CUSTODY BY WAY OF PROBATION, PAROLE, OR EXPIRATION OF SENTENCE. ALL BUT THREE OF THE INSTITUTIONS HAVE DEVELOPED THEIR PRE-RELEASE PROGRAM TO BE "PAID JOB SLOT" FOR THE PARTICIPANTS. PRE-RELEASE PROGRAMS ARE FUNDED AND STAFFED BY THE TN DOC STATE BUDGET. SEVERAL INSTITUTIONS HAVE ACCESS TO VOLUNTEER PROGRAMS AND SERVICES THAT COMPLIMENT THE EXISTING PROGRAMS. THE TN PRISON FOR WOMEN CONTRACTS PRE-RELEASE SERVICES THROUGH THE YMCA. IN ADDITION, THE TN DOC HAS INTENSIVE REENTRY PROGRAMS FUNDED BY THE USDOJ, SERIOUS AND VIOLENT OFFENDER REENTRY INITIATIVE. TN BRIDGES HAS A TARGET POPULATION OF 300 PARTICIPANTS OVER A THREE-PHASE PROGRAM.



TENNESSEE



STATE CORRECTIONS PROFILE



SELECTED CHARACTERISTICS OF ADULT INMATES (FISCAL YEAR 2003)

PROFILE QUESTION

AVERAGE AGE AT COMMITMENT:
TOTAL NUMBER OF INMATES 50 YEARS OR OLDER:

AVERAGE SENTENCE FOR NEW COMMITMENTS:
(EXCLUDING LIFE SENTENCES)

AVERAGE TIME SERVED BY THOSE RELEASED:
(EXCLUDING LIFE SENTENCES)

THE THREE (3) MOST FREQUENTLY COMMITTED CRIMES FOR WHICH
INMATES ARE CURRENTLY SERVING TIME:

RACE AND SEX DISTRIBUTION:

PERCENTAGE WHITE
PERCENTAGE BLACK
PERCENTAGE HISPANIC
PERCENTAGE OTHER
PERCENTAGE MALE
PERCENTAGE FEMALE

NUMBER OF INMATES SERVING LIFE
NUMBER OF INMATES SERVING LIFE (WITHOUT PAROLE)

NEW COMMITMENTS TO LIFE SENTENCES:

STATE RESPONSE:

32.6 YEARS*
2,998 INMATES*

6.6 YEARS

4.5 YEARS

- A. DRUGS
- B. ROBBERY
- C. BURGLARY

31.50%
39.10%
28.90%
0.50%
92.20%
7.80%

8,010 INMATES
0

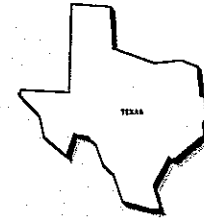
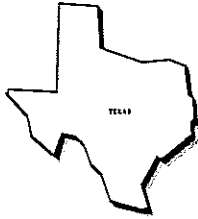
274 INMATES

*INCLUDES NEW ADMISSIONS TO STATE JAIL, WHICH HAVE NOT BEEN INCLUDED IN PREVIOUS YEARS.

TEXAS

STATE CORRECTIONS PROFILE

SELECTED CHARACTERISTICS OF ADULT INMATES (FISCAL YEAR 2003)



PROFILE QUESTION

STATE RESPONSE:

INMATES SERVING DEATH SENTENCES:

456 INMATES

INMATES EXECUTED IN FY 2003:

16 INMATES

INMATES SERVING TWENTY (20) YEARS OR MORE:
INMATES THAT HAVE ALREADY SERVED TWENTY (20)
YEARS OF THEIR CURRENT SENTENCE:

42,493 INMATES

2,778 INMATES

INMATES ADMITTED WHO WERE PAROLE VIOLATORS:
NUMBER OF TECHNICAL PAROLE VIOLATORS:
NUMBER OF NEW CRIME PAROLE VIOLATORS:
NUMBER UNCLASSIFIED

10,224 INMATES

1,768 INMATES

7,400 INMATES

1,056 INMATES

INMATES RELEASED FROM CUSTODY IN FY 03 FOR THE FOLLOWING:

EXPIRATION OF SENTENCE*

30,444 INMATES

PAROLE

13,353 INMATES

GOODTIME

16,739 INMATES

PROBATION

1,514 INMATES

DEATH

418 INMATES

OTHER

6,545 INMATES

TOTAL

69,013 INMATES

METHOD IN WHICH "GOODTIME" IS CALCULATED:

ELIGIBILITY REQUIRES PRISON TIME PLUS GOOD
CONDUCT TIME TO EQUAL THE TOTAL SENTENCE.

IS MEDICAL-EARLY OR COMPASSIONATE RELEASE ALLOWED:

Yes

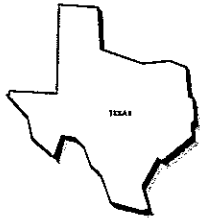
THE MEDICALLY RECOMMENDED INTENSIVE SUPERVISION (HB 772 - 77TH LEGISLATIVE SESSION) PROGRAM PROVIDES
FOR EARLY PAROLE AND RELEASE OF CERTAIN OFFENDERS. THE PURPOSE OF THIS PROGRAM IS TO RELEASE
INMATES WHO POSE NO OR MINIMAL PUBLIC SAFETY RISK FROM INCARCERATIONS.

NUMBER OF INMATES RELEASED IN FY 2003 BASED ON THE ABOVE:

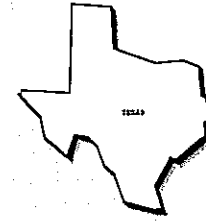
110 INMATES

TEXAS

STATE CORRECTIONS PROFILE



SELECTED CHARACTERISTICS OF ADULT INMATES (FISCAL YEAR 2003)



PROFILE QUESTION

INMATES BETWEEN THE AGES OF 17 AND 20:

NUMBER OF AIDS CASES (AS OF JUNE 30, 2004):
NUMBER OF INMATES TESTED FOR HIV ANTIBODIES

TESTING OF INMATES BY CATEGORY:

ADMISSION
RANDOM
INCIDENT
HIGH RISK GROUP

SYSTEMS FREQUENCY OF TESTING:
INMATES TESTING POSITIVE FOR HIV ANTIBODIES:

THE TEXAS DEPARTMENT OF CORRECTIONS DOES NOT SEGREGATE OR ISOLATE HIV-INFECTED INMATES.

NUMBER OF KNOWN HEPATITIS C CASES (AS OF JULY 1, 2004):
NUMBER OF INMATES BEING TREATED FOR HEPATITIS C:

TESTING OF INMATES BY CATEGORY:

ADMISSION
RANDOM
INCIDENT
HIGH RISK GROUP

SYSTEMS FREQUENCY OF TESTING:

THE TEXAS DEPARTMENT OF CORRECTIONS DOES NOT SEGREGATE OR ISOLATE HEPATITIS C INMATES, BUT
EDUCATIONAL MATERIALS ARE AVAILABLE TO INMATES.

STATE RESPONSE:

5,771 INMATES

784 INMATES
31,929 INMATES

YES
N/A
YES
YES

UPON INTAKE (CAN REFUSE)
289 INMATES

16,278 INMATES
828 INMATES

O
O
O
YES

UPON REQUEST, ANNUALLY

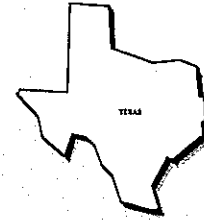
TEXAS

STATE CORRECTIONS PROFILE



METHODS OF RELIEVING OVERCROWDING

MAXIMUM DESIGNED BED CAPACITY IS THE SUM OF THE CAPACITIES OF THE 3 SYSTEMS. EACH SYSTEM HAS A DESIGNATED CAPACITY BASED UPON THE CAPACITIES OF THE FACILITIES WITHIN THE SYSTEM WITH AN ADJUSTMENT TO THE CAPACITY TO ALLOW FOR INTER UNIT AND INTRA UNIT TRANSFERS. OVERCROWDING EXISTS IF THE POPULATION EXCEEDS THE COMBINED CAPACITY OF ALL 3 SYSTEMS. NORMAL OPERATING CAPACITY FOR FLEXIBILITY PURPOSES IS 97.5% OF TOTAL CAPACITY.



COURT ORDER REQUIREMENTS

THE TEXAS DEPARTMENT OF CORRECTIONS WAS NOT UNDER A FEDERAL OR STATE COURT ORDER DURING THE YEAR ENDING JUNE 30, 2004.

STATE INITIATIVES

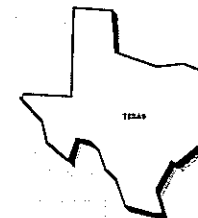
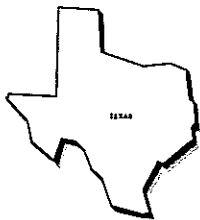
ELDERLY OR INFIRMED INMATES

CURRENTLY, THERE ARE 7,697 OFFENDERS OVER THE AGE OF 55 WITHIN THE TEXAS DEPARTMENT OF CRIMINAL JUSTICE. THIS IS A 13.44% INCREASE OVER FY 2003. THE CRIMINAL JUSTICE POLICY COUNCIL ISSUED A REPORT PROJECTING THE NUMBER WILL INCREASE TO OVER 10,000 INMATES IN 2008. THROUGH A STATEWIDE PARTNERSHIP BETWEEN THE CORRECTIONAL SYSTEM AND TWO OF THE STATE'S MEDICAL SCHOOLS, TEXAS OPERATES A COMPREHENSIVE SYSTEM OF FACILITIES DESIGNED TO PROVIDE A COMPLETE RANGE OF CARE WHILE THE OFFENDER IS INCARCERATED AND PROVIDE FOR MEDICALLY RECOMMENDED INTENSIVE SUPERVISION OF OFFENDERS WHEN APPROPRIATE. ALL OFFENDERS ARE CLASSIFIED AND ASSIGNED TO UNITS THAT BEST MEET THEIR NEEDS. TYPE II GERIATRIC OFFENDERS ARE CURRENTLY HOUSED AT THE 60 BED GERIATRIC CENTER ON THE ESTELLE UNIT. TYPE I GERIATRIC OFFENDERS ARE OFFENDERS ARE ASSIGNED TO 7 OTHER UNITS THROUGHOUT THE SYSTEM WHERE THEY ARE CAPABLE OF CONDUCTING ACTIVITIES OF DAILY LIVING, HOWEVER AT A SLOWER PACE. IN FY 2003, THE COST OF MEDICAL CARE FOR ELDERLY OFFENDERS WAS APPROXIMATELY \$25.16 PER OFFENDER. THE TEXAS BOARD OF PARDONS AND PAROLES HAS THE OPTION OF RELEASING ELDERLY OFFENDERS ON MEDICALLY RECOMMENDED INTENSIVE SUPERVISION UPON RECOMMENDATION OF A PHYSICIAN. A NURSING HOME IS CURRENTLY AVAILABLE FOR PLACEMENT OF SOME OFFENDERS AT THE TIME OF THEIR RELEASE.

TEXAS

STATE CORRECTIONS PROFILE

STATE INITIATIVES (CONTINUED)



PRISON BASED SUBSTANCE ABUSE TREATMENT PROGRAMS

THE TEXAS DEPARTMENT OF CRIMINAL JUSTICE HAS IDENTIFIED THE FOLLOWING FORMS OF SUBSTANCE ABUSE TREATMENT PROGRAMS: (ESTIMATED FY 04 EXPENDITURES FOR PROGRAMS IS \$49.9 MILLION AND HAS ADMISSIONS/ENROLLMENT OF 8,114.)

(1) SUBSTANCE ABUSE FELONY PUNISHMENT FACILITIES (SAFPF) - AN INTENSIVE SIX TO NINE MONTH THERAPEUTIC COMMUNITY PROGRAM SENTENCED BY A JUDGE AS A CONDITION OF PROBATION OR AS A MODIFICATION OF PAROLE/PROBATION. THE PROGRAM CONSISTS OF ORIENTATION, MAIN TREATMENT, AND RE-ENTRY. OFFENDERS MAY ALSO PARTICIPATE IN PEER SUPPORT GROUPS.

(2) IN-PRISON THERAPEUTIC COMMUNITY (IPTC) - SIX MONTH INTENSIVE THERAPEUTIC COMMUNITY TREATMENT PROGRAM FOR OFFENDERS IDENTIFIED AS NEEDING SUBSTANCE ABUSE TREATMENT AS VOTED ON BY THE PAROLE BOARD.

(3) PRE-RELEASE SUBSTANCE ABUSE PROGRAM (PRSAP) - AN INTENSIVE 6-MONTH TREATMENT PROGRAM FOR OFFENDERS WITH SERIOUS SUBSTANCE ABUSE/DEPENDENCY AND ANTISOCIAL CHARACTERISTICS FROM INSTITUTIONAL DIVISION UNITS. THESE OFFENDERS ARE WITHIN 6 TO 9 MONTHS OF RELEASE AS IDENTIFIED BY THE TEXAS DEPARTMENT OF CRIMINAL JUSTICE CLASSIFICATION DEPARTMENT AND PAROLE DIVISION. TREATMENT MODALITY IS SIMILAR TO SUBSTANCE ABUSE FELONY PUNISHMENT FACILITIES, BUT IS MUCH MORE CONDENSED. OFFENDERS MAY PARTICIPATE IN PEER SUPPORT GROUPS.

(4) PRE-RELEASE THERAPEUTIC COMMUNITY (PRTC) - AN INTENSIVE 6-MONTH PROGRAM FOR OFFENDERS IN A THERAPEUTIC COMMUNITY SETTING WHICH PROVIDES PRE RELEASE SERVICES. THE TREATMENT MODALITY IS SIMILAR TO THAT OF SAFPF AND IPTC. OFFENDERS ARE ALSO ENCOURAGED TO PARTICIPATE IN PEER SUPPORT GROUPS.

PRE-RELEASE/POST-RELEASE ("REENTRY") PROGRAMS

THE TEXAS DEPARTMENT OF CRIMINAL JUSTICE HAS A VARIETY OF PRE-RELEASE AND POST-RELEASE PROGRAMS FOR OFFENDERS. FOR OFFENDERS BEING RELEASED ON SUPERVISION, A RESIDENTIAL PLACEMENT IS APPROVED BY PAROLE OFFICERS. THIS PLACEMENT MAY BE A PRIVATE RESIDENCE OR A HALFWAY HOUSE UNDER CONTRACT WITH THE DEPARTMENT.

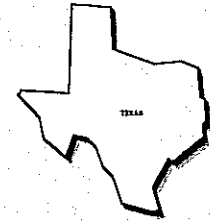
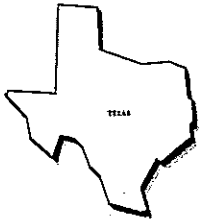
INNERCHANGE FREEDOM INITIATIVE:

THIS PROGRAM IS OFFERED BY THE PRISON FELLOWSHIP MINISTRIES. NO STATE DOLLARS ARE USED FOR THIS PROGRAM. MALE OFFENDERS WHO ARE WITHIN 18 TO 30 MONTHS OF RELEASE VOLUNTEER FOR THIS PROGRAM. THE PROGRAM USES BIBLICAL PRINCIPLES TO ASSIST OFFENDERS IN MAKING GOOD MORAL DECISIONS AND APPLYING BIBLICAL VALUES TO LIFE SITUATIONS. SIX MONTHS OF AFTERCARE IS PROVIDED BY THE PAROLE DIVISION THROUGH THE DISTRICT RESOURCE CENTERS.

TEXAS

STATE CORRECTIONS PROFILE

STATE INITIATIVES (CONTINUED)



PRE-RELEASE/POST-RELEASE ("REENTRY") PROGRAMS (CONTINUED)

SERIOUS AND VIOLENT OFFENDER REENTRY INITIATIVE PROGRAM:

THE TDCJ REHABILITATION AND REENTRY PROGRAMS DIVISION AND PAROLE DIVISION HAVE BEEN AWARDED A \$2.1 MILLION GRANT FROM THE US DOJ TO PROVIDE PRE-RELEASE AND TRANSITIONAL SERVICES TO OFFENDERS FROM ADMINISTRATIVE SEGREGATION. THE GRANT ENDS JUNE 30, 2005. THE PROGRAM IS DESIGNED TO REDUCE RECIDIVISM BY BETTER PREPARING AND ASSISTING OFFENDERS CONFINED TO ADMINISTRATIVE SEGREGATION TO SUCCESSFULLY REENTER THEIR COMMUNITIES.

SEX OFFENDER EDUCATION PROGRAM:

OFFENDERS WHO ARE WITHIN TWO YEARS OF RELEASE ARE SELECTED TO PARTICIPATE IN THIS PROGRAM. PRIORITY IS GIVEN TO OFFENDERS WHO ARE ASSESSED AS LOW RISK TO REOFFEND. OFFENDERS PARTICIPATE IN DIDACTIC EDUCATION PROGRAMMING FOR THREE TO FOUR MONTHS.

SEX OFFENDER TREATMENT PROGRAM:

OFFENDERS WHO ARE WITHIN 18 MONTHS OF RELEASE ARE SELECTED TO PARTICIPATE IN THE SEX OFFENDER TREATMENT PROGRAM. PRIORITY IS GIVEN TO OFFENDERS WITH TWO OR MORE CONVICTIONS FOR A SEX OFFENSE, WHO ARE DISCHARGING THEIR SENTENCE AND WILL BE RELEASED WITHOUT SUPERVISION. THE PROGRAM OPERATES IN A THERAPEUTIC COMMUNITY AND USES A COGNITIVE BASED TREATMENT MODALITY. PRIORITY IS GIVEN TO OFFENDERS WHO ARE ASSESSED AS HIGH RISK TO REOFFEND.


SUBSTANCE ABUSE AFTERCARE/CONTINUUM OF CARE:

FOR OFFENDERS WHO PARTICIPATED IN THE SAFFP OR THE IPTC PROGRAM, A CONTINUUM OF CARE IS COORDINATED AND PROVIDED AT THE TIME OF THEIR RELEASE. THESE OFFENDERS ARE PLACED IN RESIDENTIAL TRANSITIONAL TREATMENT CENTERS (TTC) FOR 90 DAYS FOLLOWED BY A YEAR OF OUTPATIENT COUNSELING SERVICES.

WRAP AROUND:

FOR OFFENDERS WHO ARE NOT BEING RELEASED TO SUPERVISION, COMMUNITY SERVICE PROVIDERS ARE RECRUITED TO MEET WITH OFFENDERS AND DEVELOP COMMUNITY RESOURCE PLANS TO ASSIST IN MEETING THEIR NEEDS AT THE TIME OF THEIR RELEASE. OFFENDERS ARE INTERVIEWED BY STAFF TO DETERMINE THEIR NEEDS PRIOR TO THEIR RELEASE.

TEXAS



STATE CORRECTIONS PROFILE

SELECTED CHARACTERISTICS OF ADULT INMATES (FISCAL YEAR 2003)



PROFILE QUESTION

AVERAGE AGE AT COMMITMENT:

TOTAL NUMBER OF INMATES 50 YEARS OR OLDER:

AVERAGE SENTENCE FOR NEW COMMITMENTS:
(EXCLUDING LIFE SENTENCES)

AVERAGE TIME SERVED BY THOSE RELEASED:
(EXCLUDING LIFE SENTENCES)

THE THREE (3) MOST FREQUENTLY COMMITTED CRIMES FOR WHICH
INMATES ARE CURRENTLY SERVING TIME:

RACE AND SEX DISTRIBUTION:

PERCENTAGE WHITE

PERCENTAGE BLACK

PERCENTAGE HISPANIC

PERCENTAGE OTHER

PERCENTAGE MALE

PERCENTAGE FEMALE

NUMBER OF INMATES SERVING LIFE

NUMBER OF INMATES SERVING LIFE (WITHOUT PAROLE)

NEW COMMITMENTS TO LIFE SENTENCES:

STATE RESPONSE:

32.4 YEARS

611 INMATES

4.4 YEARS

3.5 YEARS

A. LARCENY/FRAUD

B. DRUGS (POSS. & SELL.)

C. ROBBERY

34.90%

63.50%

1.10%

0.50%

92.70%

7.30%

1,451 INMATES

584 INMATES

65 INMATES

VIRGINIA

STATE CORRECTIONS PROFILE



SELECTED CHARACTERISTICS OF ADULT INMATES (FISCAL YEAR 2003)

PROFILE QUESTION

STATE RESPONSE:

INMATES SERVING DEATH SENTENCES:

26 INMATES

INMATES EXECUTED IN FY 2004:

3 INMATES

INMATES SERVING TWENTY (20) YEARS OR MORE:
INMATES THAT HAVE ALREADY SERVED TWENTY (20)
YEARS OF THEIR CURRENT SENTENCE:

10,159 INMATES

1,162 INMATES

INMATES ADMITTED WHO WERE PAROLE VIOLATORS:
NUMBER OF TECHNICAL PAROLE VIOLATORS:
NUMBER OF NEW CRIME PAROLE VIOLATORS:

610 INMATES

201 INMATES

409 INMATES

INMATES RELEASED FROM CUSTODY IN FY 2004 FOR THE FOLLOWING:

EXPIRATION OF SENTENCE

1,500 INMATES

PAROLE

555 INMATES

GOODTIME

0 INMATES

PROBATION

8,597 INMATES

DEATH

95 INMATES

OTHER

237 INMATES

TOTAL

10,984 INMATES

METHOD IN WHICH "GOODTIME" IS CALCULATED:

N/A

IS MEDICAL-EARLY OR COMPASSIONATE RELEASE ALLOWED:

THE PAROLE BOARD ADMINISTRATIVE PROCEDURE HAS CONDITIONAL RELEASE OF GERIATRIC INMATES.

NUMBER OF INMATES RELEASED IN FY 2004 BASED ON THE ABOVE:

N/A


INMATES BETWEEN THE AGES OF 17 AND 20:

465 INMATES

VIRGINIA

STATE CORRECTIONS PROFILE

SELECTED CHARACTERISTICS OF ADULT INMATES (FISCAL YEAR 2004)



PROFILE QUESTION

STATE RESPONSE:

NUMBER OF AIDS CASES:

290 INMATES

NUMBER OF INMATES TESTED FOR HIV ANTIBODIES

2,393 INMATES

TESTING OF INMATES BY CATEGORY:

ADMISSION

N/A

RANDOM

N/A

INCIDENT

YES

HIGH RISK GROUP

N/A

SYSTEMS FREQUENCY OF TESTING:

UPON REQUEST OR SYMPTOMATIC

INMATES TESTING POSITIVE FOR HIV ANTIBODIES:

40 INMATES

THE VIRGINIA DEPARTMENT OF CORRECTIONS DOES NOT SEGREGATE OR ISOLATE HIV-INFECTED INMATES.

NUMBER OF KNOWN HEPATITIS C CASES:

1,455 INMATES

NUMBER OF INMATES BEING TREATED FOR HEPATITIS C:

N/A

TESTING OF INMATES BY CATEGORY:

ADMISSION

N/A

RANDOM

N/A

INCIDENT

YES

HIGH RISK GROUP

N/A

SYSTEMS FREQUENCY OF TESTING:


SYMPTOMATIC

THE VIRGINIA DEPARTMENT OF CORRECTIONS DOES NOT SEGREGATE OR ISOLATE HEPATITIS C INMATES.

VIRGINIA

STATE CORRECTIONS PROFILE

METHODS OF RELIEVING OVERCROWDING



VIRGINIA USES THE TERM CAPACITY TO DEFINE THE NUMBER OF BEDS AVAILABLE FOR ASSIGNMENT. ON AVERAGE, VIRGINIA DOC IS DOUBLE BUNKED AT APPROXIMATELY 67% SYSTEM WIDE, WHICH MEANS THAT 67 OF EVERY 100 BEDS ARE DOUBLED. WE DIVIDE TOTAL CAPACITY BY BASE CAPACITY TO ARRIVE AT THE AVERAGE LEVEL OF DOUBLING. THIS MAY BE COMPARABLE TO WHAT OTHER STATES CALL "OVERCROWDING."

VIRGINIA IS CONDUCTING A PILOT PROJECT IN WHICH THEIR PROBATION AND PAROLE OFFICERS CAN REFER TECHNICAL VIOLATORS DIRECTLY TO RESIDENTIAL FACILITIES WITHOUT A COURT ORDER. THE DEPARTMENT OF CORRECTIONS, IN COOPERATION WITH THE VIRGINIA CRIMINAL SENTENCING COMMISSION AND THE OFFICE OF EXECUTIVE SECRETARY OF THE SUPREME COURT, SHALL INITIATE THE PILOT PROJECT FOR EFFECTIVE PUNISHMENT, CONTROL, AND REHABILITATION OF FELONY OFFENDERS WHO ARE UNDER PROBATION OR POST RELEASE SUPERVISION AND COULD BE FOUND TO BE IN TECHNICAL VIOLATION OF THEIR SUPERVISORY CONDITIONS.

VIRGINIA HAS AN EXTENSIVE ARRAY OF ALTERNATIVES TO INCARCERATION INCLUDING INTENSIVE SUPERVISION, DAY REPORTING, CONTRACTS WITH HALFWAY HOUSES, DIVERSION, AND DETENTION CENTERS. WE DO NOT GENERALLY FAVOR DRUG COURT WHICH SHIFTS RESOURCES FROM MORE SERIOUS TO LESS RISKY OFFENDERS. CURRENTLY, VIRGINIA IS WORKING WITH 2 LOCALITIES TO ESTABLISH A HOME ELECTRONIC CONFINEMENT PROGRAM TO - IN EFFECT - USE HOUSE ARREST TO HOLD TECHNICAL VIOLATORS PENDING A VIOLATION HEARING.

COURT ORDER REQUIREMENTS

THE VIRGINIA DEPARTMENT OF CORRECTIONS WAS NOT UNDER A FEDERAL OR STATE COURT ORDER AS OF JUNE 30, 2004.

STATE INITIATIVES


ELDERLY OR INFIRMED INMATES

IN VIRGINIA, HEALTH CARE IS BASED ON PATIENT FUNCTIONALITY AND NOT AGE. IF A PATIENT REQUIRES ASSISTANCE WITH 3 OR MORE ACTIVITIES OF DAILY LIVING, THEN THEY ARE HOUSED AT THE POWHATAN, GREENSVILLE, OR FLUVANNA (WOMEN ONLY) INFIRMARIES. IF THE PATIENT REQUIRES HELP WITH 1 OR 2 ACTIVITIES OF DAILY LIVING, THEN HE IS HOUSED AT DEERFIELD'S ASSISTED LIVING UNIT. SKILLED NURSING CARE IS ABOUT \$100 PER DAY, AND ASSISTED LIVING IS ABOUT \$25 PER DAY IN ADDITION TO NORMAL HOUSING COSTS.

VIRGINIA

STATE CORRECTIONS PROFILE

STATE INITIATIVES (CONTINUED)



PRISON BASED SUBSTANCE ABUSE TREATMENT PROGRAMS

VIRGINIA PROVIDES THERAPEUTIC COMMUNITY PROGRAMS. THESE PROGRAMS ARE FUNDED WITH A MIX OF FEDERAL GRANT AND STATE GENERAL FUND THAT TOTAL APPROXIMATELY 3 MILLION EACH YEAR. EFFECTIVENESS IS BEING TRACKED THROUGH FORMAL EVALUATION WITH NON-PARTICIPANT AND DROP OUT CONTROL GROUPS TO MEASURE RECIDIVISM WITH THREE VARIABLES: RE-ARREST, RECONVICTION, AND RECOMMITMENT. IN FY 2004, THE DIVISION OF COMMUNITY CORRECTIONS ALLOCATED THE AMOUNTS BELOW FOR SUBSTANCE ABUSE AND A VARIETY OF SERVICES:

- RESIDENTIAL AND NON-RESIDENTIAL GENERAL FUNDS - \$1.7 MILLION FOR 89 CONTRACTS
- RESIDENTIAL TRANSITION THERAPEUTIC COMMUNITY GRANT FUNDS - \$1.6 MILLION FOR 4 PRIVATE CONTRACTS
- RESIDENTIAL TREATMENT SERVICES GRANT FUND - \$0.9 MILLION

PRE-RELEASE/POST-RELEASE ("REENTRY") PROGRAMS

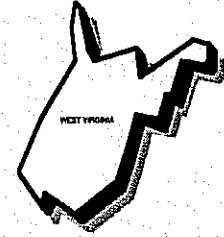
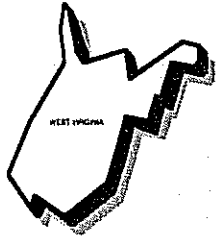
THE COMMONWEALTH OF VIRGINIA HAS A PRISONER RE-ENTRY POLICY ACADEMY, WHICH INCLUDES:

- BEGINNING RE-ENTRY PLANNING AT INTAKE
- STRENGTHENING RELATIONSHIPS BETWEEN OFFENDERS AND FAMILIES
- INCREASING EMPLOYMENT OPPORTUNITIES
- REDUCING FAILURE TO MEET COURT ORDERED OBLIGATIONS
- IMPROVING LONG-TERM HOUSING OPPORTUNITIES
- MEETING HEALTH, MENTAL HEALTH, AND SUBSTANCE ABUSE SERVICES NEEDS
- DEVELOPING OTHER CROSSCUTTING STRATEGIES

VIRGINIA DOC WAS RECENTLY AWARDED GRANT FUNDING FROM THE US DOJ TO DESIGN AND IMPLEMENT A REENTRY PROGRAM FOR SERIOUS AND VIOLENT OFFENDERS. IN 2002, DOC DEVELOPED A PROGRAM TO INITIATE PRE-RELEASE PARTNERSHIPS WITH LOCAL JAILS TO PROVIDE RE-ENTRY TRANSITION SERVICES TO OFFENDERS. PRE-RELEASE TRANSITION SERVICES ARE PROVIDED TO OFFENDERS FROM 45 - 90 DAYS PRIOR TO THEIR RELEASE AND CONTINUED THROUGH THEIR FIRST 45 DAYS FOLLOWING RELEASE. SELECTED OFFENDERS LEAVE THE PRISON AND RETURN TO THE LOCAL JAILS IN THEIR COMMUNITY TO PARTICIPATE IN THIS PROGRAM.

VIRGINIA

STATE CORRECTIONS PROFILE



SELECTED CHARACTERISTICS OF ADULT INMATES (AS OF JULY 1, 2004)

PROFILE QUESTION

STATE RESPONSE:

AVERAGE AGE AT COMMITMENT:

UNKNOWN

TOTAL NUMBER OF INMATES 50 YEARS OR OLDER:

5.5% OF 2001 COMMITMENTS

AVERAGE SENTENCE FOR NEW COMMITMENTS:
(EXCLUDING LIFE SENTENCES)

UNKNOWN

AVERAGE TIME SERVED BY THOSE RELEASED:
(EXCLUDING LIFE SENTENCES)

UNKNOWN

THE THREE (3) MOST SERIOUS CRIMES FOR WHICH
INMATES ARE CURRENTLY SERVING TIME:

- A. MURDER
- B. BURGLARY
- C. AGGRAVATED ROBBERY

RACE AND SEX DISTRIBUTION:

PERCENTAGE WHITE

84.60%

PERCENTAGE BLACK

14.40%

PERCENTAGE HISPANIC

0.40%

PERCENTAGE OTHER

0.60%

PERCENTAGE MALE

91.00%

PERCENTAGE FEMALE

9.00%

NUMBER OF INMATES SERVING LIFE

259 INMATES

NUMBER OF INMATES SERVING LIFE (WITHOUT PAROLE)

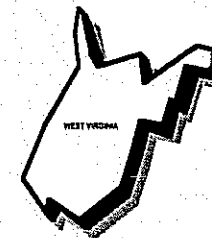

213 INMATES

NEW COMMITMENTS TO LIFE SENTENCES:

N/A

WEST VIRGINIA

STATE CORRECTIONS PROFILE



SELECTED CHARACTERISTICS OF ADULT INMATES (AS OF JULY 1, 2004)

PROFILE QUESTION

INMATES SERVING DEATH SENTENCES:

INMATES SERVING TWENTY (20) YEARS OR MORE:
INMATES THAT HAVE ALREADY SERVED TWENTY (20)
YEARS OF THEIR CURRENT SENTENCE:

INMATES ADMITTED WHO WERE PAROLE VIOLATORS:
NUMBER OF TECHNICAL PAROLE VIOLATORS:
NUMBER OF NEW CRIME PAROLE VIOLATORS:

INMATES RELEASED FROM CUSTODY IN FY 04 FOR THE FOLLOWING:

EXPIRATION OF SENTENCE

PAROLE

GOODTIME

PROBATION

DEATH

OTHER (DIAGNOSTIC RELEASES, ESCAPES, COURT ORDERED RELEASE)

TOTAL

METHOD IN WHICH "GOODTIME" IS CALCULATED:

IS MEDICAL-EARLY OR COMPASSIONATE RELEASE ALLOWED:

NUMBER OF INMATES RELEASED IN FY 04 BASED ON THE ABOVE:

INMATES BETWEEN THE AGES OF 17 AND 20:

STATE RESPONSE:

0 INMATES

(WV ABOLISHED THE DEATH PENALTY IN 1965)

UNKNOWN

UNKNOWN

241 INMATES

213 INMATES

28 INMATES

476 INMATES

746 INMATES

0 INMATES

0 INMATES

12 INMATES

623 INMATES

1,857 INMATES

N/A

Yes

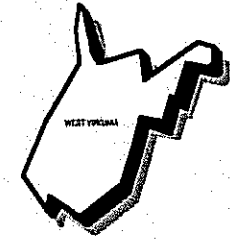
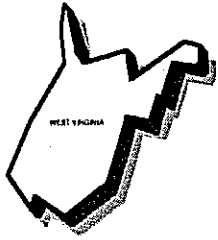
1 INMATE

104 INMATES

WEST VIRGINIA

STATE CORRECTIONS PROFILE

SELECTED CHARACTERISTICS OF ADULT INMATES (AS OF JULY 1, 2004)



PROFILE QUESTION (AIDS/HIV/HEPATITIS C)

THE WEST VIRGINIA DEPARTMENT OF CORRECTIONS DID NOT REPORT INFORMATION REGARDING ITS AIDS, HIV, OR HEPATITIS C INFECTED INMATES.

METHODS OF RELIEVING OVERCROWDING

THE STATE OF WEST VIRGINIA DEFINES OVERCROWDING AS THE AMOUNT OVER DESIGN CAPACITY. VIRGINIA'S ALTERNATIVES TO INCARCERATION INCLUDE ELECTRONIC MONITORING. ALSO SOME WV COUNTIES ARE IMPLEMENTING DRUG COURTS.

COURT ORDER REQUIREMENTS

THE WEST VIRGINIA DEPARTMENT OF CORRECTIONS IS NOT CURRENTLY UNDER A FEDERAL OR STATE COURT ORDER DURING THE YEAR ENDING JUNE 30, 2004.

STATE INITIATIVES

ELDERLY OR INFIRMED INMATES

THE WEST VIRGINIA DIVISION OF CORRECTIONS HAS NO SPECIFIC STRATEGY FOR ELDERLY INMATES BEYOND THE OCCASIONAL PLACEMENT IN A GERIATRIC UNIT AND THE ASSIGNMENT OF "INMATE HELPERS."

PRISON-BASED SUBSTANCE ABUSE TREATMENT PROGRAMS

THE WEST VIRGINIA DIVISION OF CORRECTIONS HAS INDICATED THAT EXTENSIVE DRUG TREATMENT CLASSES ARE PROVIDED AT MOST INSTITUTIONS. IN ADDITION, BECKLEY CORRECTIONAL CENTER IS A DEDICATED DUI TREATMENT FACILITY. WEST VIRGINIA CURRENTLY USES GRANT FUNDS TO RUN ITS ALADRUE (ALCOHOL AND DRUG EDUCATION) PROGRAM. RSAT FUNDS PROVIDE FOR PROGRAMS ALSO.

PRE-RELEASE/POST-RELEASE ("REENTRY") PROGRAMS

THE WV LEGISLATURE HAS PASSED LAWS THAT ENABLE A MUCH GREATER USE OF COMMUNITY CORRECTIONS AND A SPECIAL COMMITTEE IS CURRENTLY REVIEWING SENTENCING PRACTICES IN THE STATE.

WEST VIRGINIA