

ADULT CORRECTIONAL SYSTEMS

A REPORT SUBMITTED TO THE
FISCAL AFFAIRS AND GOVERNMENT OPERATIONS COMMITTEE

JOHN J. HAINKEL, JR., PRESIDENT OF THE SENATE
CHARLES W. DEWITT, JR., SPEAKER OF THE HOUSE

PREPARED BY
CHRISTOPHER A. KEATON, SENIOR FISCAL ANALYST
LOUISIANA LEGISLATIVE FISCAL OFFICE

SOUTHERN LEGISLATIVE CONFERENCE
COUNCIL OF STATE GOVERNMENTS

JOHN R. ROMBACH
LEGISLATIVE FISCAL OFFICER

2000

This public document was published at a total cost of \$270 (\$4.50 per copy). 60 copies of this public document were published in this first printing. This document was published for the Louisiana Legislative Fiscal Office, Post Office Box 44097, Baton Rouge, Louisiana 70804 by the Louisiana Senate, Post Office Box 94183, Baton Rouge, Louisiana 70804 in an effort to provide legislators, staff and the general public with an accurate summary of Adult Correctional Systems Comparative Data for FY 2000. This material was printed in accordance with the standard for printing by state agencies established pursuant to R.S. 43.31.

ADULT CORRECTIONAL SYSTEMS

TABLE OF CONTENTS

	<u>PAGE</u>
PREFACE	
INTRODUCTION AND METHODOLOGY	
I. INMATE POPULATION TRENDS AND INCARCERATION RATES	1 - 6
II. PRISON AND JAIL CAPACITIES	7 - 14
III. BUDGETARY ISSUES.....	15 - 19
IV. STAFFING PATTERNS AND INMATE VIOLENT INCIDENTS.....	20 - 27
V. PROJECTED COSTS OF NEW PRISONS	28 - 30
VI. PROBATION AND PAROLE	31 - 36
VII. REHABILITATION.....	37 - 38
VIII. PRISON INDUSTRIES	39 - 41
IX. PRIVATIZATION	42 - 44

TABLE OF CONTENTS

(CONTINUED)

PAGE

X. STATE PROFILES

ALABAMA	45 - 50
ARKANSAS.....	51 - 58
FLORIDA.....	59 - 64
GEORGIA	65 - 70
KENTUCKY	71 - 75
LOUISIANA.....	76 - 82
MARYLAND.....	83 - 87
MISSISSIPPI	88 - 92
MISSOURI	93 - 98
NORTH CAROLINA	99 - 106
OKLAHOMA	107 - 111
SOUTH CAROLINA.....	112 - 116
TENNESSEE	117 - 122
TEXAS	123 - 129
VIRGINIA.....	130 - 134
WEST VIRGINIA.....	135 - 139

PREFACE

In the last 10 years the inmate population in the Southern Legislative Conference has almost doubled from approximately 264,000 to almost 518,000. The southern states are also projecting that the incarceration rate will increase by approximately 39% in the next ten years. With almost all of the states' prisons exceeding 90% capacity coupled with the projected increase in the inmate population, states will be faced with the dilemma of financing new facilities and ultimately increasing operating costs. In addition, states have enacted various laws, some of which are federally mandated, which will insure an increase in the inmate population, such as the elimination of "good time" in which an inmate's sentence is reduced due to good behavior, longer prison sentences for habitual offenders, and "Truth in Sentencing" legislation (where inmates must serve 85% of their sentence).

While these laws are aimed at increasing public safety through the incarceration of violent and repeat offenders, they create a tremendous fiscal pressure on the states. The Southern Legislative Conference States spent over \$10 billion in fiscal year 2000 to incarcerate their adult state inmates. Approximately 128,000 of these inmates have prison terms exceeding 20 years, greater than 14,000 are serving life sentences, and more than 11,000 of these inmates are 50 years or older. In addition to the escalating capital and normal operating costs of incarcerating an expanding prison population, states will also be faced with increasing health care costs associated with providing services to an increasingly elderly inmate population.

Given these fiscal pressures of incarceration, states allocate very little (less than 10%) of their corrections budgets for rehabilitation. This might explain why almost half of all inmates released return to prison. Consequently, states must continue to explore strategies to reduce the growth of incarceration through programs such as drug courts which allow for immediate sanctions for offenders, the electronic monitoring of parolees, intensive probation for non-violent offenders, and early childhood intervention services.

INTRODUCTION AND METHODOLOGY

INTRODUCTION

This report is the twenty-fifth in a series of annual presentations to the Fiscal Affairs and Government Operations Committee of the Southern Legislative Conference. The report includes a summary of key findings and statistical tables based upon a questionnaire distributed to each member state in August, 2000.

Many thanks to the legislative staff and correctional agency staff who provided the requested information. Thanks also to several co-workers who assisted with the preparation of this report: Craig Gannuch, Gloria Warren, Jean Pedersen, Carolyn Nicklas, and Gordon Monk.

Christopher A. Keaton
Legislative Fiscal Analyst
Louisiana Legislative Fiscal Office
P. O. Box 44097
Baton Rouge, Louisiana 70804
(225) 342-7233
FAX (225) 342-7243
email keatonc@legis.state.la.us

METHODOLOGY

The purpose of this report is to provide legislators and staff in each state with a reference document which can be used to compare Corrections Programs in a particular state to others throughout the southern region.

A questionnaire was sent to each of the 16 states in the Southern Legislative Conference. The information reported in this survey is taken directly from the returned surveys, unless so noted. In addition to group reporting of like data, selected data from the states has been compiled into a "Corrections State Profile" for each state. These include, but are not limited to, selected characteristics of adult inmates and major state initiatives.

It should be noted that although identical surveys were sent to each state, there may be certain inconsistencies due to differences in interpretation of corrections data. We have attempted to adjust these inconsistencies when making comparisons among states. To the best of our ability this has been done with each state's prior approval.

All sixteen SLC states responded to the survey.

NOTE: For purposes of this report "n/a" denotes that the requested information was not available for reporting.

INMATE POPULATION TRENDS AND INCARCERATION RATES

The inmate population housed in state correctional facilities throughout the Southern Legislative Conference region increased by 10,318 or 2.0 percent from July 1, 1999 to July 1, 2000 (based on figures reported in previous years surveys). The rate of change for each state varied widely, from a 10.1 percent increase in Mississippi to a 6.2 percent decrease in Kentucky. An 18 year trend summary of the growth of inmates housed in state correctional systems as of July 1 of each year is presented below. (The variations in this table prior to 1994 reflect the addition of Missouri to the Southern Legislative Conference.) Note: These numbers have been revised where noted based on adjustments provided by the member states.

Year	Number of Inmates	% Increase
1-Jul-82	168,378	
1-Jul-83	183,325	8.9%
1-Jul-84	185,756	1.3%
1-Jul-85	196,251	5.6%
1-Jul-86	204,075	4.0%
1-Jul-87	214,786	5.2%
1-Jul-88	221,990	3.4%
1-Jul-89	236,492	6.5%
1-Jul-90	264,283	11.8%
1-Jul-91	282,046	6.7%
1-Jul-92	297,037	5.3%
1-Jul-93	325,232	9.5%
1-Jul-94	351,833	8.2%
1-Jul-95	414,717	17.9%
1-Jul-96	443,114	6.8%
1-Jul-97	464,593	4.8%
1-Jul-98	485,399	4.5%
1-Jul-99	508,043	4.7%
1-Jul-00	518,361	2.0%

Between 1990 and 2000 the resident population of the sixteen state Southern Legislative Conference region increased from 84.2 million to 100.7 million, a 19.6 percent increase. During that same time period, the number of state inmates (including state inmates housed in local jails) increased by 109 percent from 268,795 to 560,507. Not surprisingly, the incarceration rate in the SLC region, which is the number of inmates per one hundred thousand inhabitants, increased from 319.3 in 1990 to 556.8 in 2000 and continued to exceed the U.S. incarceration rate which increased from 310.1 in 1990 to 501.2 in 2000.

YEAR	SLC Total Population (thousands)	U.S Population (thousands)	SLC Total State Inmates (incl. jails)	U.S. Inmates	SLC State Inmates/ 100,000 Pop.	U.S. Inmates/ 100,000 Pop.
1990	84,173	248,710	268,795	771,243	319.3	310.1
2000	100,662	272,690	560,507	1,366,721	556.8	501.2

The number of state inmates housed in local jails accounts for 7.5 percent of the total inmate population of 560,507 housed in both state facilities and local jails. As of July 1, 2000, there were 42,146 state inmates housed in local jails.

Fifteen of the sixteen states surveyed provided projections of the growth of their inmate populations housed in state facilities to the year 2005. These states expect varying increases from 2000 to 2005 in the number of inmates, from 5.4 percent in Maryland to 68.8 percent in Tennessee. Ten states projected inmate populations to the year 2010. Predicted increases during the ten-year period range from 8.5 percent in Oklahoma to 84.4 percent in Tennessee.

ADULT INMATE POPULATION HOUSED IN STATE CORRECTIONAL FACILITIES

STATE	Inmate Population (a)		Inmates per 100,000 Pop. (b)	Rank in SLC	Inmate Population Change			
	1-Jul-99	1-Jul-00			96 to 97	97 to 98	98 to 99	99 to 00
ALABAMA	22,665	22,692	519.4	6	0.3%	0.2%	10.8%	0.1%
ARKANSAS	10,699	10,872	426.2	12	5.8%	18.1%	3.5%	1.6%
FLORIDA	68,558	71,199	471.2	8	0.6%	2.4%	3.4%	3.9%
GEORGIA	41,665	43,324	556.3	4	4.7%	5.9%	8.3%	4.0%
KENTUCKY	11,849	11,111	280.5	15	7.0%	4.9%	2.1%	-6.2%
LOUISIANA	19,303	19,505	446.1	11	2.6%	4.5%	3.3%	1.0%
MARYLAND	22,646	23,156	447.7	10	1.3%	-5.9%	8.4%	2.3%
MISSISSIPPI	14,548	16,013	578.5	3	32.4%	-31.8%	44.4%	10.1%
MISSOURI	25,385	27,219	497.8	7	15.6%	4.6%	2.4%	7.2%
NORTH CAROLINA	31,593	31,349	409.7	13	8.1%	5.7%	-2.7%	-0.8%
OKLAHOMA	21,480	22,666	675.0	2	2.1%	36.2%	6.2%	5.5%
SOUTH CAROLINA	21,172	21,109	543.2	5	-0.3%	4.2%	1.0%	-0.3%
TENNESSEE	16,342	16,731	305.1	14	5.5%	9.2%	5.9%	2.4%
TEXAS	145,956	146,949	733.1	1	5.1%	5.1%	0.0%	0.7%
VIRGINIA	31,178	31,422	457.2	9	0.4%	5.3%	18.6%	0.8%
WEST VIRGINIA	3,004	3,044	168.5	16	-2.4%	1.2%	23.0%	1.3%
TOTAL	508,043	518,361	515.0		4.7%	4.2%	4.7%	2.0%

(a) Incarceration rates shown are for inmates in state facilities only.

For total incarceration rates see table "State Inmates in State and Local Jails."

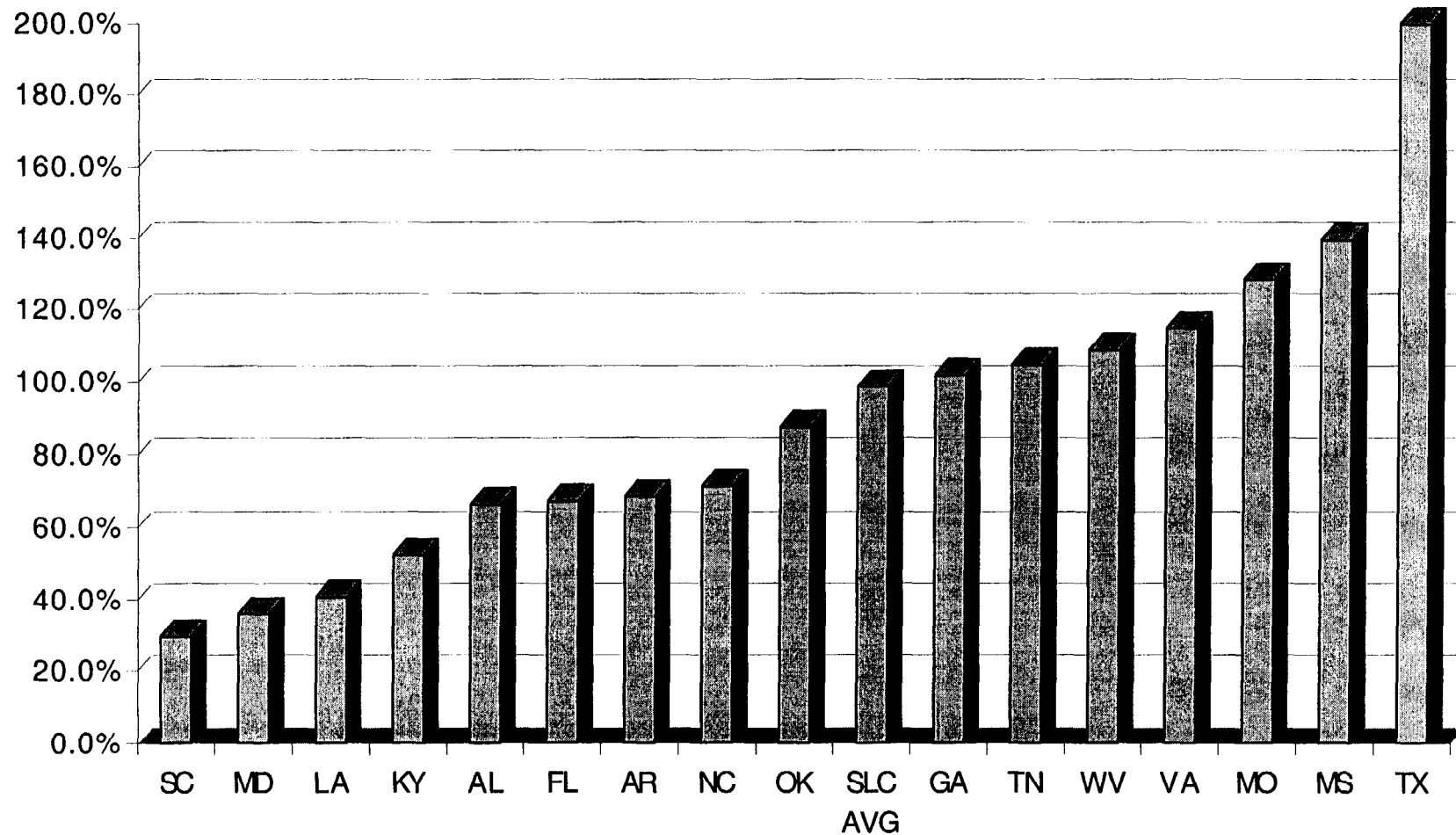
(b) Population data from Bureau of the Census, Population Estimates Branch.

GROWTH OF ADULT
INMATE POPULATION HOUSED IN STATE FACILITIES
1990 TO 2000

STATE	Inmate Population		Total Increase 1990-2000	Percent Increase
	1-Jul-90 (a)	1-Jul-00		
ALABAMA	13,653	22,692	9,039	66.2%
ARKANSAS	6,455	10,872	4,417	68.4%
FLORIDA	42,578	71,199	28,621	67.2%
GEORGIA	21,473	43,324	21,851	101.8%
KENTUCKY	7,296	11,111	3,815	52.3%
LOUISIANA	13,874	19,505	5,631	40.6%
MARYLAND	17,048	23,156	6,108	35.8%
MISSISSIPPI	6,687	16,013	9,326	139.5%
MISSOURI	11,922	27,219	15,297	128.3%
NORTH CAROLINA	18,299	31,349	13,050	71.3%
OKLAHOMA	12,091	22,666	10,575	87.5%
SOUTH CAROLINA	16,283	21,109	4,826	29.6%
TENNESSEE	8,181	16,731	8,550	104.5%
TEXAS	49,045	146,949	97,904	199.6%
VIRGINIA	14,647	31,422	16,775	114.5%
WEST VIRGINIA	1,459	3,044	1,585	108.6%
TOTAL	260,991	518,361	257,370	98.6%

(a) As reported in 1991 survey.

PERCENT INCREASE IN INMATE POPULATION HOUSED IN STATE FACILITIES (1990-2000)



PROJECTED ADULT INMATE POPULATION (State Facilities)

STATE	1-Jul-00	<u>Projected</u>		<u>Percent of Increase</u>	
		2005	2010	2000 to 2005	2000 to 2010
ALABAMA	22,692	30,408	35,490	34.0%	56.4%
ARKANSAS	10,872	15,769	19,369	45.0%	78.2%
FLORIDA	71,199	90,128	N/A	26.6%	N/A
GEORGIA	43,324	53,967	N/A	24.6%	N/A
KENTUCKY	11,111	18,298	N/A	64.7%	N/A
LOUISIANA	19,505	23,678	28,013	21.4%	43.6%
MARYLAND	23,156	24,400	25,700	5.4%	11.0%
MISSISSIPPI	16,013	23,045	26,544	43.9%	65.8%
MISSOURI	27,219	34,798	42,393	27.8%	55.7%
NORTH CAROLINA	31,349	35,817	40,232	14.3%	28.3%
OKLAHOMA	22,666	23,983	24,592	5.8%	8.5%
SOUTH CAROLINA	21,109	22,600	N/A	7.1%	N/A
TENNESSEE	16,731	28,244	30,855	68.8%	84.4%
TEXAS	146,949	166,428	N/A	13.3%	N/A
VIRGINIA	31,422	33,900	36,521	7.9%	16.2%
WEST VIRGINIA	3,044	N/A	N/A	N/A	N/A
TOTAL (a)	518,361	625,463	309,709	21.4%	39.7%

(a) These figures only reflect reporting states and do not reflect the SLC total.

PRISON AND JAIL CAPACITIES

On July 1, 2000, the inmate population exceeded or equaled the maximum design capacity of the state correctional facilities in five of the sixteen states reporting. The percent of capacity ranged from 89 percent in South Carolina to 104 percent in Arkansas, with the average for the region at 96 percent.

States were asked to ascertain the percentage of inmates housed in various levels of security. The levels ranged from one to three.

**A Level One institution is an institution with maximum security inmates (extended lockdown and working cell blocks).

**A Level Two institution consists of medium security inmates (working cell blocks).

**A Level Three institution contains minimum security inmates only.

Of the inmates in state prisons, 19.4 percent are in Level One institutions, 43.9 percent are in Level Two institutions, 22.2 percent are in Level Three institutions, 3.5 percent are in Community Based Centers, and 11 percent are in other settings (excluding local jails).

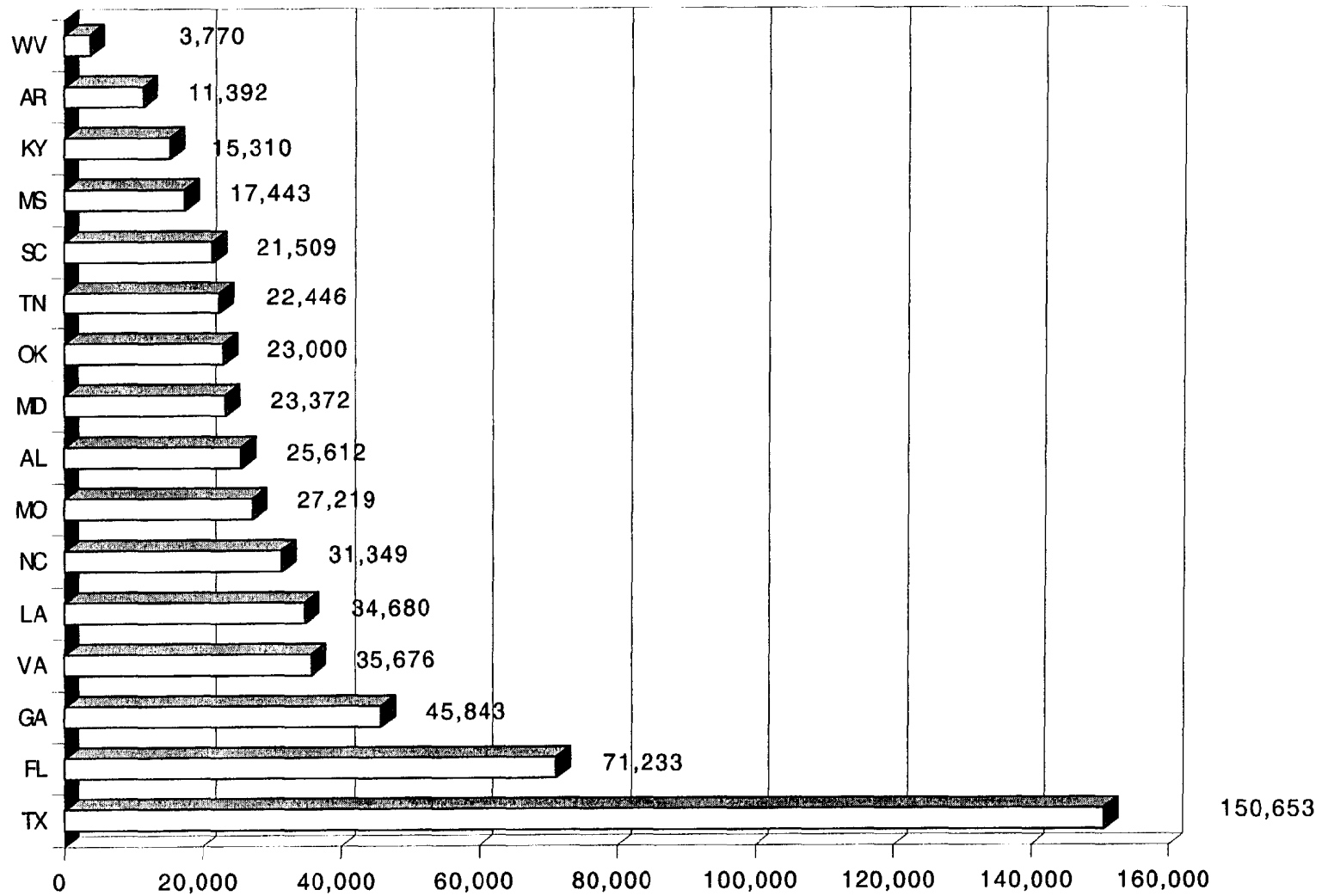
Of the sixteen states surveyed, fourteen confined inmates in local jails. The shifting of inmates to the local level has caused some jails to house inmates in excess of designed capacities. Of the ten states reporting local jail capacity data, 36,123 state inmates filled approximately 19.5 percent of those beds. Local jail populations exceed or equaled reported capacity in five of the seven states reporting total jail populations.

STATE INMATES HOUSED IN STATE AND LOCAL JAILS
(AS OF JULY 1, 2000)

STATE	STATE INMATES		Total State Inmates	Total State Inmates Per 100,000 Pop. *	Rank in SLC
	State Facilities	Local Jails			
ALABAMA	22,692	2,920	25,612	586.2	6
ARKANSAS	10,872	520	11,392	446.6	12
FLORIDA	71,199	34	71,233	471.4	10
GEORGIA	43,324	2,519	45,843	588.6	5
KENTUCKY	11,111	4,199	15,310	386.5	15
LOUISIANA	19,505	15,175	34,680	793.2	1
MARYLAND	23,156	216	23,372	451.9	11
MISSISSIPPI	16,013	1,430	17,443	630.2	4
MISSOURI	27,219	0	27,219	497.8	9
NORTH CAROLINA	31,349	0	31,349	409.7	13
OKLAHOMA	22,666	334	23,000	684.9	3
SOUTH CAROLINA	21,109	400	21,509	553.5	7
TENNESSEE	16,731	5,715	22,446	409.4	14
TEXAS	146,949	3,704	150,653	751.6	2
VIRGINIA	31,422	4,254	35,676	519.1	8
WEST VIRGINIA	3,044	726	3,770	208.6	16
TOTAL	518,361	42,146	560,507	556.8	

* Population data from Bureau of the Census, Population Estimates Branch.

STATE INMATES HOUSED IN STATE AND LOCAL JAILS
(AS OF JULY 1, 2000)

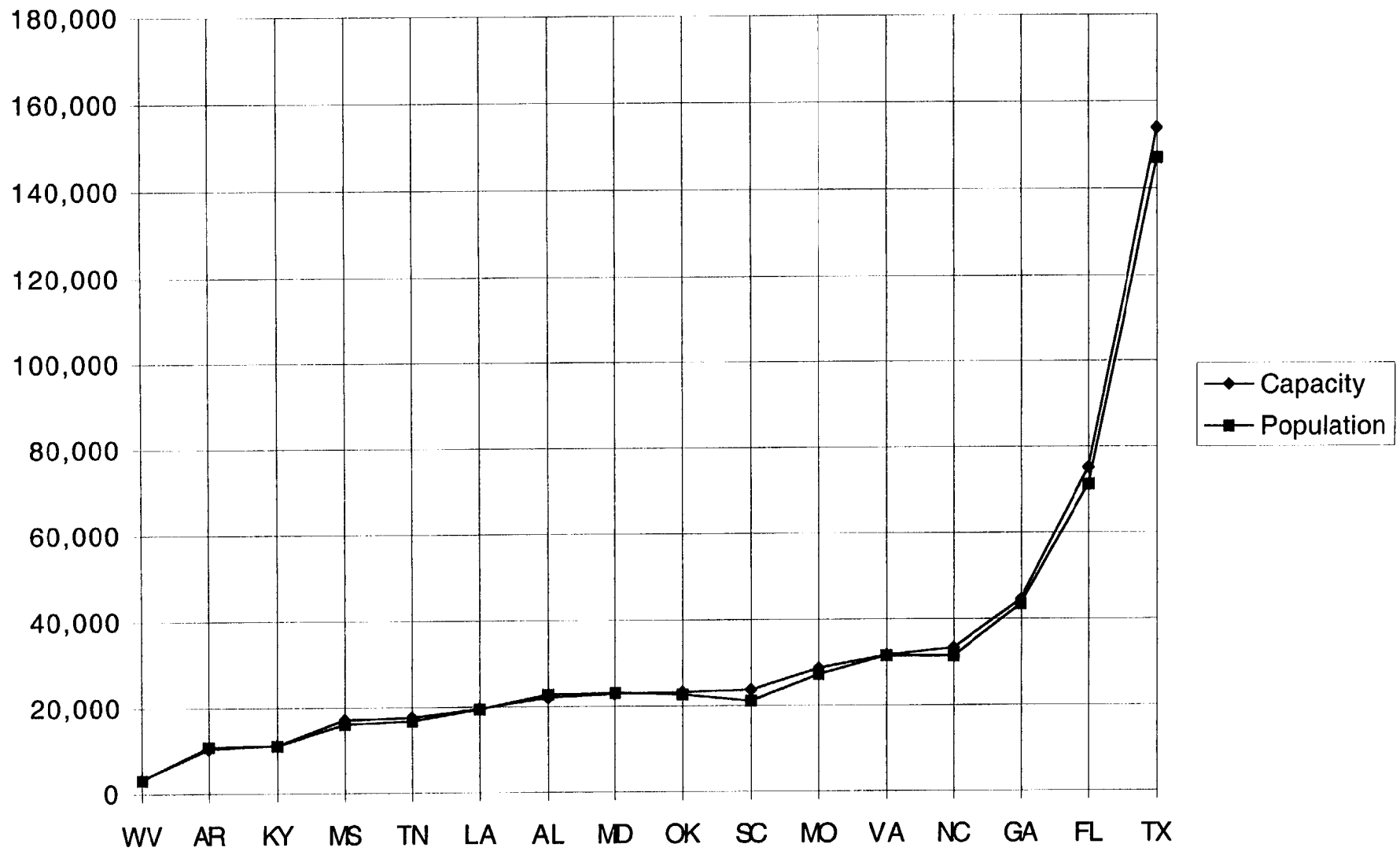


POPULATION AND CAPACITY OF STATE CORRECTIONAL FACILITIES

(As of July 1, 2000)

STATE	Inmate Population	Maximum Design Capacity	Percent of Capacity
ALABAMA	22,692	22,013	103%
ARKANSAS	10,872	10,426	104%
FLORIDA	71,199	75,136	95%
GEORGIA	43,324	44,464	97%
KENTUCKY	11,111	11,191	99%
LOUISIANA	19,505	19,544	100%
MARYLAND	23,156	22,877	101%
MISSISSIPPI	16,013	17,072	94%
MISSOURI	27,219	28,650	95%
NORTH CAROLINA	31,349	33,187	94%
OKLAHOMA	22,666	23,209	98%
SOUTH CAROLINA	21,109	23,696	89%
TENNESSEE	16,731	17,584	95%
TEXAS	146,949	153,887	95%
VIRGINIA	31,422	31,565	100%
WEST VIRGINIA	3,044	3,127	97%
TOTAL	518,361	537,628	96%

Population and Capacity of State Correctional Facilities



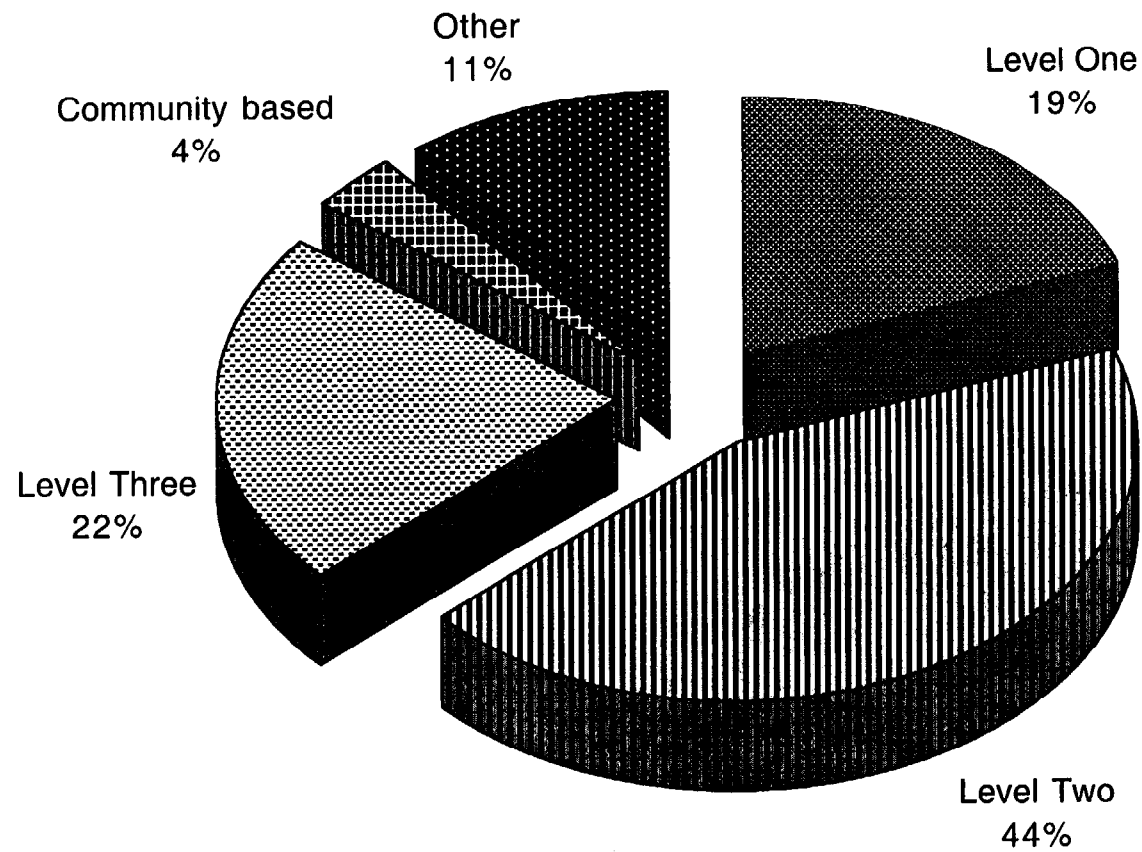
DISTRIBUTION OF ADULT INMATE POPULATION BY TYPE OF INSTITUTION
(As of July 1, 2000)

STATE	Level One		Level Two		Level Three		Community Based		Other		Total
	Inmates	%	Inmates	%	Inmates	%	Inmates	%	Inmates	%	
ALABAMA	5,733	25.3%	9,834	43.3%	2,405	10.6%	3,390	14.9%	1,330	5.9%	22,692
ARKANSAS	2,282	21.0%	5,239	48.2%	2,792	25.7%	559	5.1%	0	0.0%	10,872
FLORIDA	3,027	4.3%	65,789	92.4%	0	0.0%	2,309	3.2%	74 (a)	0.1%	71,199
GEORGIA	n/a	n/a	n/a	n/a	n/a	n/a	915	2.1%	42,409	97.9%	43,324
KENTUCKY	814	7.3%	7,635	68.7%	2,102	18.9%	560	5.0%	0	0.0%	11,111
LOUISIANA	7,861	40.3%	9,609	49.3%	822	4.2%	746	3.8%	467	2.4%	19,505
MARYLAND	2,062	8.9%	13,853	59.8%	4,089	17.7%	2,479	10.7%	673	2.9%	23,156
MISSISSIPPI	1,863	11.6%	10,048	62.7%	2,859	17.9%	1,243	7.8%	0	0.0%	16,013
MISSOURI	9,736	35.8%	3,454	12.7%	9,303	34.2%	2,758	10.1%	1,968	7.2%	27,219
NORTH CAROLINA	5,069	16.2%	15,099	48.2%	11,178	35.7%	0	0.0%	3	0.0%	31,349
OKLAHOMA	1,952	8.6%	10,535	46.5%	7,158	31.6%	2,249	9.9%	772	3.4%	22,666
SOUTH CAROLINA	3,432	16.3%	6,251	29.6%	10,200	48.3%	0	0.0%	1,226	5.8%	21,109
TENNESSEE	3,755	22.4%	12,590	75.2%	386	2.3%	0	0.0%	0	0.0%	16,731
TEXAS	48,955	33.3%	45,979	31.3%	52,015	35.4%	0	0.0%	0	0.0%	146,949
VIRGINIA (b)	3,562	11.3%	10,045	32.0%	9,017	28.7%	1,021	3.2%	7,777	24.8%	31,422
WEST VIRGINIA	303	10.0%	1,811	59.5%	725	23.8%	105	3.4%	100	3.3%	3,044
TOTAL	100,406	19.4%	227,771	43.9%	115,051	22.2%	18,334	3.5%	56,799	11.0%	518,361

(a) Florida "other" represents substance abuse facilities

(b) Virginia's Dept. of Corrections is going through a transition to a six level classification system. Levels 4, 5, and 6 were placed in Other.

DISTRIBUTION OF ADULT INMATE POPULATION BY TYPE OF INSTITUTION



UTILIZATION OF LOCAL JAILS
(AS OF JULY 1, 2000)

STATE	Total Local Jail Population	Max. Design Capacity	Percent of Capacity	No. of State Inmates	STATE PAYMENT PER	
					Inmate Day	Inmate Year
ALABAMA	N/A	N/A	N/A	2,920	\$1.75 (a)	\$639
ARKANSAS	9,804	9,804	100.0%	520	\$25.00	\$9,125
FLORIDA	46,687	N/A (b)	N/A	34	\$32.00 (c)	\$11,680
GEORGIA	28,685	N/A	N/A	2,519	\$20.00 (d)	\$7,300
KENTUCKY	N/A	11,023	N/A	4,199	\$24.40	\$8,906
LOUISIANA	31,740	31,740	100.0%	15,175	\$24.02 (e)	\$8,767
MARYLAND	11,042	N/A	N/A	216	\$50.00 (f)	\$18,250
MISSISSIPPI	N/A	1,945	N/A	1,430	\$27.21	\$9,932
MISSOURI	N/A	N/A	N/A	0	N/A	N/A
NORTH CAROLINA	14,198 (g)	12,476 (g)	113.8%	0	\$40.00	\$14,600
OKLAHOMA	N/A	N/A	N/A	334	\$24.00	\$8,760
SOUTH CAROLINA	8,791	7,813	112.5%	400	\$0.00 (h)	\$0
TENNESSEE	18,881	20,646	91.5%	5,715	\$42.16 (i)	\$15,388
TEXAS	62,479	72,912	85.7%	3,704	\$40.00	\$14,600
VIRGINIA	19,886 (j)	15,404 (k)	129.1%	4,254	\$22.00 (l)	\$8,030
WEST VIRGINIA	N/A	1,750	N/A	726	\$32.25 (m)	\$11,771
Total	252,193	185,513	99.5%	42,146		
Average					\$31.00	\$11,316

(a) Some localities receive an additional \$1.25 per day based on legislation.

(b) Effective July 1, 1996, the Florida Department of Corrections no longer rates capacity for local jails. Local facilities regulate it.

(c) The Florida Department of Corrections received no specific appropriation for county jail beds; funds are currently paid from the diversion bed appropriation at \$32/per day.

(d) Inmates are housed in jails only until space is available in the state prison system for the inmate. (Temporary, short-term option only.)

(e) All facilities are reimbursed at a flat rate of \$22.39 per day except for Work Release Facilities operated by the Sheriffs which are reimbursed at \$18.25, and four parishes who earn an additional \$7.00 per inmate per day through approved cooperative endeavors to provide and capitalize additional beds for the state. All parishes are also eligible to have approved extraordinary medical expenses reimbursed. Orleans parish is also reimbursed an additional per diem of \$2 for medical expenses for state inmates and \$7 for all inmates served by their mental health unit.

(f) The average reimbursement rate is \$50 per day; however, the rates vary among the facilities.

(g) This is based on 1997 daily population.

(h) Inmates perform work duties at these facilities, therefore there is no reimbursement.

(i) TN uses four methods of reimbursement: contracted agreements, reasonable allowable (not to exceed \$35 per inmate per day), fixed rate, or a flat rate of \$25 per inmate per day. Of the \$35 reimbursement, \$3.30 is for extraordinary medical expenses.

(j) This figure includes 1,124 federal prisoners, 27 contract inmates, and 9 private transport inmates.

(k) The Commonwealth of Virginia does not designate a "maximum designed bed capacity for local jails." All jails have a certified rated operating capacity, as determined by square foot measurements of cell, dayroom and dormitory housing areas.

(l) All full service local and regional jails are provided the same per diem rates (i.e. \$8 per diem for local inmates and \$14 per diem for state felons + personnel costs). Local jail farms, which hold minimum security inmates for various work programs receive \$22 for local inmates and \$28 for state felons as a per diem and no personnel money.

(m) County Jails - \$25 per day, excluding medical costs. State Regional Jails - \$39.50 per day including medical costs.

BUDGETARY ISSUES

ADULT CORRECTIONS OPERATING BUDGETS
(in thousands of dollars)

STATE	Corrections Expenditures		Actual Corrections Expenditures	Projected Corrections Expenditures	Percent Increase	
	FY 90-91	FY 95-96	FY 99-00	FY 00-01	FY 90-91 to FY 00-01	FY 95-96 to FY 00-01
ALABAMA	\$135,900	\$154,000	\$212,965	\$241,117	77.42%	56.57%
ARKANSAS	\$89,214	\$135,243	\$178,900	\$184,925	107.28%	36.74%
FLORIDA	\$604,194	\$1,116,331	\$1,660,234	\$1,634,173	170.47%	46.39%
GEORGIA	\$313,353	\$494,484	\$887,479	\$916,078	192.35%	85.26%
KENTUCKY	\$88,374	\$127,315	\$285,058	\$285,058	222.56%	123.90%
LOUISIANA	\$150,232	\$204,368	\$256,744	\$262,881	74.98%	28.63%
MARYLAND	\$303,000	\$399,379	\$517,642	\$521,451	72.10%	30.57%
MISSISSIPPI	\$72,013	\$165,854	\$244,391	\$238,000	230.50%	43.50%
MISSOURI	\$204,542	\$295,674	\$503,198	\$499,587	144.25%	68.97%
NORTH CAROLINA	\$342,571	\$653,426	\$1,043,549	\$1,057,680	208.75%	61.87%
OKLAHOMA	\$175,018	\$225,562	\$398,250	\$408,648	133.49%	81.17%
SOUTH CAROLINA	\$200,203	\$240,763	\$362,093	\$387,186	93.40%	60.82%
TENNESSEE	\$229,531	\$324,326	\$467,642	\$475,872	107.32%	46.73%
TEXAS	\$1,240,000	\$1,695,037	\$2,493,339	\$2,586,561	108.59%	52.60%
VIRGINIA	\$268,844	\$411,852	\$647,382	\$733,306	172.76%	78.05%
WEST VIRGINIA	\$24,000	\$44,200	\$77,307	\$82,206	242.53%	85.99%
TOTAL	\$4,440,989	\$6,687,814	\$10,236,173	\$10,514,729	136.77%	57.22%

ANNUAL OPERATING COST PER INMATE BY TYPE OF INSTITUTION (a)
(FY 1999-00 Actual)

STATE		Level One	Level Two	Level Three	Community Based	Other	System Wide Annual Average Cost Per Inmate	System Wide Average Cost Per inmate Day
ALABAMA		\$11,791	\$9,575	\$9,846	\$6,441	N/A	\$10,038	\$27.50
ARKANSAS		\$21,141	\$14,516	\$12,990	N/A	\$11,702	\$14,377	\$39.39
FLORIDA		\$26,941	\$17,759	N/A	\$11,372	N/A	\$18,027	\$49.39
GEORGIA	(b)	\$18,812	\$13,604	\$12,417	\$17,355	\$13,097	\$18,184	\$49.82
KENTUCKY	(b)	\$18,026	\$15,114	\$12,947	N/A	N/A	\$14,691	\$40.25
LOUISIANA		\$15,619	\$11,979	\$11,757	\$7,722	\$9,000	\$11,664	\$31.96
MARYLAND	(c)	\$24,449	\$18,553	\$19,241	\$16,469	\$15,714	\$18,669	\$51.15
MISSISSIPPI		\$17,757	\$13,662	\$12,275	\$2,358	\$11,388	\$13,574	\$37.19
MISSOURI		\$12,527	\$11,855	\$10,976	\$12,822	\$10,976	\$12,730	\$34.88
NORTH CAROLINA	(d)	\$30,602	\$23,842	\$19,590	N/A	N/A	\$23,152	\$63.43
OKLAHOMA		\$18,100	\$15,173	\$15,735	\$12,064	\$15,611	\$15,398	\$42.19
SOUTH CAROLINA		\$10,888	\$12,861	\$12,903	N/A	\$17,264	\$15,100	\$41.37
TENNESSEE		\$26,417	\$14,970	\$14,273	\$20,753	\$15,644	\$16,634	\$45.57
TEXAS		\$13,516	\$12,515	\$13,074	N/A	\$15,590	\$14,128	\$38.71
VIRGINIA		\$14,898	\$17,819	\$21,117	\$23,233	\$22,421	\$19,094	\$52.31
WEST VIRGINIA		\$21,843	\$25,519	\$22,246	\$12,964	N/A	\$19,965	\$54.70
AVERAGE	(e)	\$18,958	\$15,582	\$14,759	\$13,050	\$14,401	\$15,964	\$43.74

(a) Annual operating costs include those attributed to each corrections department. Expenditures associated with non-corrections budget units for inmate support are not included.

(b) Georgia and Kentucky did not report figures for 1999-00; therefore, 1998-99 actual figures were used.

(c) Maryland did not report figures for 1999-00; therefore, 1998-99 actual figures were used.

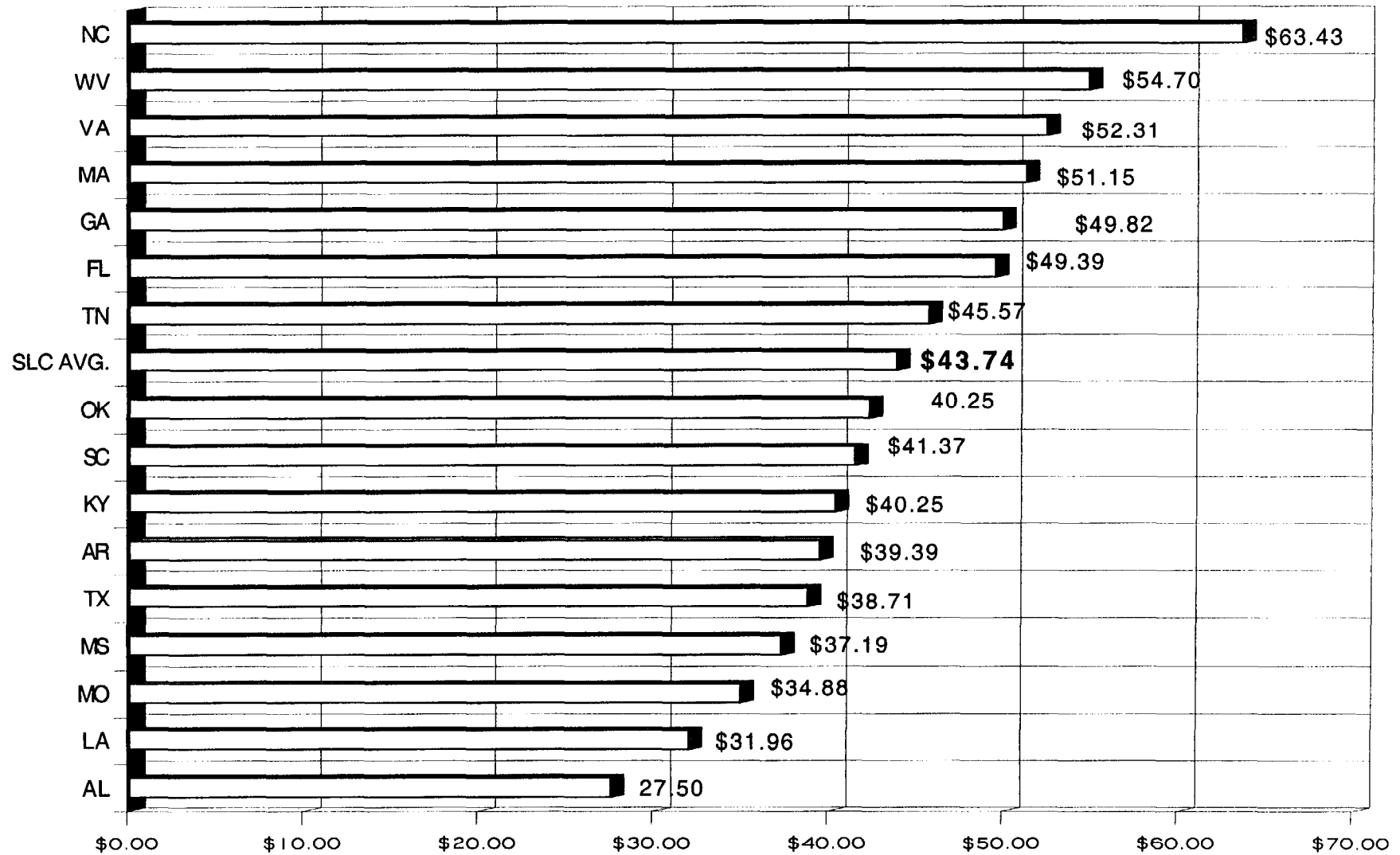
(d) The North Carolina Department of Corrections cost figures are from 1998-99 and include administrative costs.

(e) Average calculation includes only those states that provided cost data.

Note: A Level One Institution is an institution with maximum security inmates (extended lockdown and working cell blocks), medium and minimum security inmates.

A Level Two Institution consists of maximum security inmates (working cell blocks), medium and minimum security inmates or an institution with medium and minimum security inmates. A Level Three Institution contains minimum security inmates only.

SYSTEM WIDE AVERAGE COST PER INMATE DAY



ADULT CORRECTIONS EXPENDITURES FOR SOUTHERN STATES

STATE	Adult Corrections Expenditures FY 99-00	Total State Inmates FY 99-00 *	Expenditures Per Inmate FY 99-00	Rank	Population Est. 1999	Expenditures Per Capita FY 99-00	Rank
ALABAMA	\$212,965,087	24,211	\$8,796	16	4,369,000	\$49	15
ARKANSAS	\$178,899,774	11,042	\$16,202	14	2,551,000	\$70	14
FLORIDA	\$1,660,233,694	68,316	\$24,302	2	15,111,000	\$110	5
GEORGIA	\$887,479,466	44,312	\$20,028	7	7,788,000	\$114	4
KENTUCKY	\$285,058,000	15,101	\$18,877	9	3,960,000	\$72	13
LOUISIANA	\$400,496,659	33,350	\$12,009	15	4,372,000	\$92	10
MARYLAND	\$517,641,856	21,670	\$23,887	3	5,171,000	\$100	6
MISSISSIPPI	\$244,391,456	11,590	\$21,086	6	2,768,000	\$88	11
MISSOURI	\$503,197,888	25,385	\$19,823	8	5,468,000	\$92	9
NORTH CAROLINA	\$1,043,549,083	31,640	\$32,982	1	7,651,000	\$136	1
OKLAHOMA	\$398,250,335	21,953	\$18,141	11	3,358,000	\$119	3
SOUTH CAROLINA	\$362,092,975	21,572	\$16,785	12	3,885,000	\$93	8
TENNESSEE	\$467,541,800	22,052	\$21,202	5	5,483,000	\$85	12
TEXAS	\$2,493,338,711	148,964	\$16,738	13	20,044,000	\$124	2
VIRGINIA	\$647,381,594	35,419	\$18,278	10	6,873,000	\$94	7
WEST VIRGINIA	\$77,306,713	3,610	\$21,415	4	1,807,000	\$43	16
TOTAL/AVERAGE	\$10,027,779,000	540,187	\$18,564		100,659,000	\$100	

* Inmates as of July 1, 1999.

Note: Expenditures are total operating expenditures for adult corrections.

STAFFING PATTERNS AND INMATE CHARACTERISTICS

The states in the region were authorized employment of 109,342 security officers as of July 1, 2000. Approximately 92.2 percent of those positions were filled. There was an average of 5.1 inmates per security officer in the region. State staffing patterns varied from 3.6 in Arkansas to 10.7 inmates per security guard in Oklahoma. The average starting salary of a security officer was \$20,420, not including related benefits. Average training requirements were 229 hours of classroom work in the first year followed by 40 hours of on-the-job training. States require an average of 35 hours of in-service training each year thereafter. (Virginia also requires firearms qualification every two years.)

For the year ending July 1, 2000, the states reported a total of 10,331 assaults on inmates by other inmates (20.46 assaults per 1,000 inmates) and 6,882 assaults on staff (13.63 per 1,000 inmates). There were 52 inmate deaths (0.10 per 1,000 inmates) and 4 staff deaths. A total of 387 inmates attempted escape from prison grounds (.77 per 1,000 inmates) and 29 of those inmates remained at-large as of July 1, 2000.

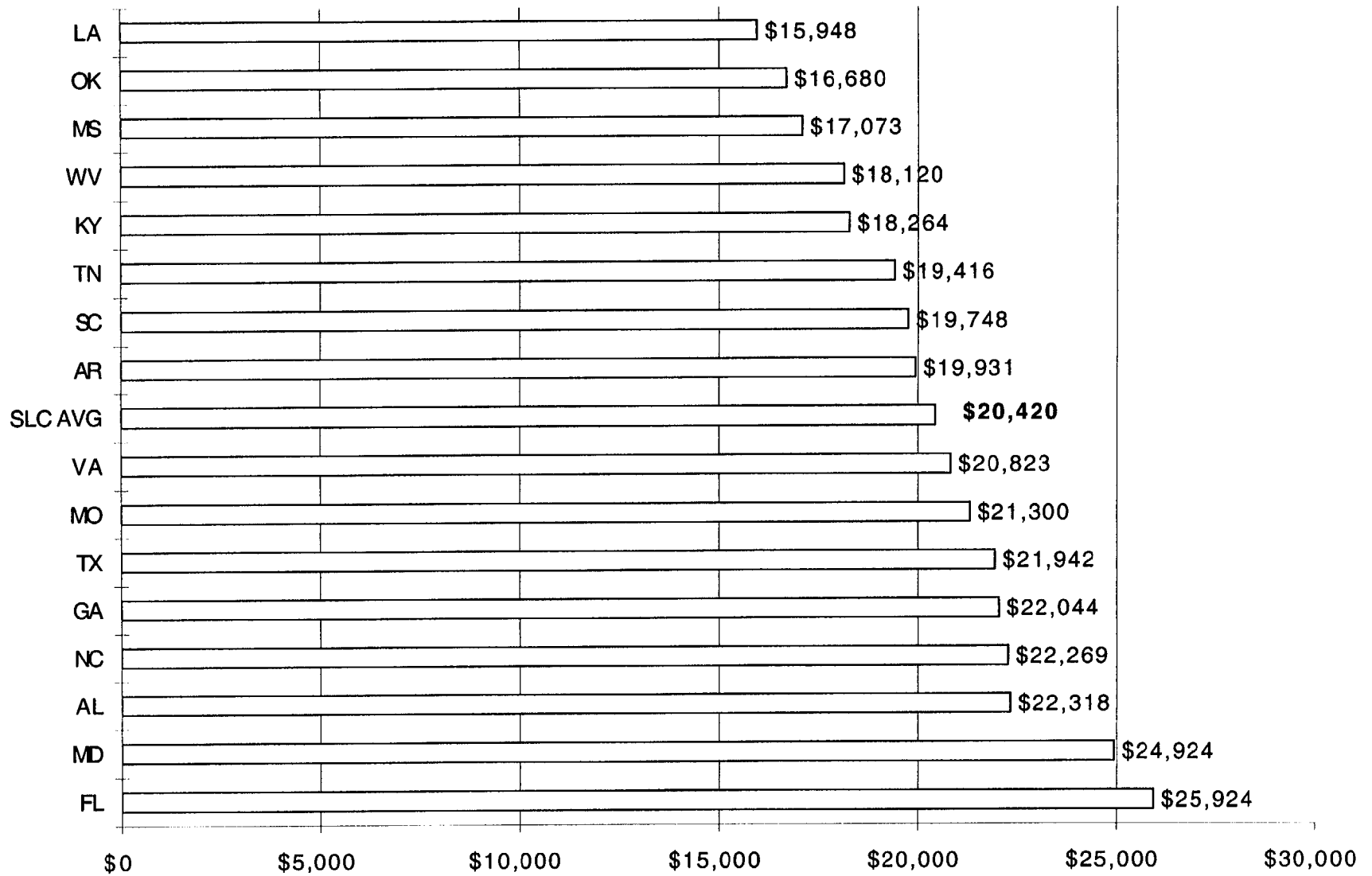
POSITIONS, STAFFING RATIOS, AND STARTING SALARIES *
(as of July 1, 2000)

STATE	Correctional Officer Positions		Percent Filled	Inmate Population 2000	Inmate to Filled Security Ratio	Starting Salaries	Salary Rank
	Established	Filled					
ALABAMA	2,717	2,408	88.6%	22,692	9.4	\$22,318	3
ARKANSAS	3,330	2,981	89.5%	10,872	3.6	\$19,931	9
FLORIDA	16,255	15,453	95.1%	71,199	4.6	\$25,924	1
GEORGIA	9,362	8,656	92.5%	43,324	5.0	\$22,044	5
KENTUCKY	1,985	1,815	91.4%	11,111	6.1	\$18,264	12
LOUISIANA	4,353	4,133	94.9%	16,429	4.0	\$15,948	16
MARYLAND	5,428	5,206	95.9%	23,156	4.4	\$24,924	2
MISSISSIPPI	2,376	2,001	84.2%	16,013	8.0	\$17,073	14
MISSOURI	5,675	5,221	92.0%	27,219	5.2	\$21,300	7
NORTH CAROLINA	9,044	7,939	87.8%	31,349	3.9	\$22,269	4
OKLAHOMA	2,512	2,117	84.3%	22,666	10.7	\$16,680	15
SOUTH CAROLINA	4,545	3,967	87.3%	21,109	5.3	\$19,748	10
TENNESSEE	3,257	3,024	92.8%	16,731	5.5	\$19,416	11
TEXAS	29,234	27,145	92.9%	146,949	5.4	\$21,942	6
VIRGINIA	8,408	7,993	95.1%	31,422	3.9	\$20,823	8
WEST VIRGINIA	861	751	87.2%	3,044	4.1	\$18,120	13
TOTAL/AVERAGE	109,342	100,810	92.2%	515,285	5.1	\$20,420	

* Salary data is based on base annual salary and does not include retirement and other related benefits.

Note: Louisiana's inmate population was reduced by 1,538 inmates in two private institutions.

CORRECTIONAL OFFICER STARTING SALARIES (W/O RETIREMENT AND RELATED BENEFITS)



HOURS OF TRAINING FOR ADULT CORRECTIONAL OFFICERS
(AS OF JULY 1, 2000)

STATE	Hours of Classroom Training	First Year of Employment On-the-Job Training Hours		Total	In Service Each Year Thereafter
ALABAMA	440	80		520	40
ARKANSAS	240	40		280	40
FLORIDA	80	80	(a)	160	56
GEORGIA	204	56		260	20
KENTUCKY	120	0		120	40
LOUISIANA	160	0	(b)	160	40
MARYLAND	266	0	(c)	266	18
MISSISSIPPI	320	40		360	40
MISSOURI	256	40		296	40
NORTH CAROLINA	160	8		168	8
OKLAHOMA	344	0		344	40
SOUTH CAROLINA	200	40		240	40
TENNESSEE	280	80		360	40
TEXAS	160	80		240	40
VIRGINIA	280	100	(d)	380	40 (d)
WEST VIRGINIA	160	(e)		160	40
AVERAGE	229	40		270	35

(a) One year probationary status.

(b) May be required on an individual unit basis.

(c) Varies from 7 to 45 calendar days.

(d) In addition to the hours, firearms qualification is required every 2 years.

(e) 4,000 hours to complete apprenticeship program over first two years on the job.

VIOLENT INCIDENTS PER 1,000 INMATES
(FY 1999-00)

STATE	Assaults on				Deaths of				Escapes (a)			
	Inmates		Staff		Inmates		Staff		Attempted		At-Large	
	No.	Per 1,000	No.	Per 1,000	No.	Per 1,000	No.	Per 1,000	No.	Per 1,000	No.	Per 1,000
ALABAMA	365	16.16	79	3.50	3	0.13	0	0.00	53	2.35	6	0.27
ARKANSAS	158	14.77	66	6.17	0	0.00	0	0.00	3	0.28	0	0.00
FLORIDA	2,058	30.14	646	9.46	8	0.12	1	0.01	8	0.12	2	0.03
GEORGIA	2,155	51.72	586	14.06	0	0.00	0	0.00	51	1.22	0	0.00
KENTUCKY	79	6.67	104	8.78	0	0.00	0	0.00	58	4.89	unknown	unknown
LOUISIANA (b)	8	0.41	3	0.16	1	0.05	1	0.05	10	0.52	0	0.00
MARYLAND	354	16.34	125	5.77	4	0.18	0	0.00	1	0.05	0	0.00
MISSISSIPPI	411	42.27	174	17.89	1	0.10	0	0.00	2	0.21	0	0.00
MISSOURI	511	20.13	832	32.78	1	0.04	0	0.00	n/a	n/a	n/a	n/a
NORTH CAROLINA	300	9.50	482	15.26	0	0.00	0	0.00	101 (c)	3.20	0	0.00
OKLAHOMA (d)	1,431	66.62	241	11.22	19	0.88	1	0.05	29	1.35	19	0.88
SOUTH CAROLINA	295	13.93	441	20.83	0	0.00	0	0.00	13	0.61	0	0.00
TENNESSEE	455	27.84	694	42.47	2	0.12	0	0.00	45	2.75	2	0.12
TEXAS	1,648	11.06	2,325	15.61	10	0.07	1	0.01	6	0.04	0	0.00
VIRGINIA	60	1.92	36	1.15	3	0.10	0	0.00	2	0.06	0	0.00
WEST VIRGINIA	43	14.31	48	15.98	0	0.00	0	0.00	5	1.66	0	0.00
TOTAL	10,331	20.46	6,882	13.63	52	0.10	4	0.01	387	0.77	29	0.06

(a) Escapes from prison grounds.

(b) Louisiana defines assault as "with a weapon or with serious injury with or without a weapon."

(c) North Carolina's attempted escapes are only reported by assigned area, not from prison grounds.

(d) Of the 19 inmates killed in Oklahoma, 6 were homicides and 13 were suicides.

SELECTED CHARACTERISTICS OF ADULT INMATES
(as of July 1, 2000)

STATE	Avg. Age at Commitment	Avg. Sentence (Yrs.)	Avg. Time Served (Yrs.)	Race and Sex Distribution				
				% White	% Black	% Other	% Male	% Female
ALABAMA	31.0	8.8	2.8	34.8%	64.9%	0.3%	93.03%	6.97%
ARKANSAS	32.0	8.0	2.0	47.8%	51.3%	0.9%	93.40%	6.60%
FLORIDA	31.7	5.3	3.3	43.4%	54.3%	2.3%	94.40%	5.60%
GEORGIA	31.7	6.2	5.6	33.0%	67.0%	0.0%	94.00%	6.00%
KENTUCKY	31.3	10.2	1.4	63.0%	36.0%	1.0%	93.00%	7.00%
LOUISIANA	28.6	6.5	3.0	24.0%	75.9%	0.1%	92.70%	7.30%
MARYLAND	29.5	3.7	1.5	22.0%	78.0%	0.0%	95.00%	5.00%
MISSISSIPPI	30.0	4.6	2.3	25.7%	73.8%	0.5%	92.10%	7.90%
MISSOURI	32.0	5.0	2.9	55.5%	43.9%	0.6%	92.40%	7.60%
NORTH CAROLINA	31.0	2.5	1.3	32.3%	63.4%	4.3%	93.90%	6.10%
OKLAHOMA	32.9	6.0	2.0	54.5%	33.2%	12.3%	87.90%	12.10%
SOUTH CAROLINA	30.0	4.6	2.1	30.6%	68.7%	0.7%	93.30%	6.70%
TENNESSEE	31.9	5.0	3.8	46.0%	53.0%	1.0%	94.00%	6.00%
TEXAS	33.1	8.6	3.8	30.1%	44.2%	25.6%	94.09%	5.91%
VIRGINIA	32.1	5.2	3.2	34.3%	64.8%	0.9%	93.60%	6.40%
WEST VIRGINIA	28.0	10.0	5.8	83.0%	17.0%	0.0%	95.00%	5.00%
SLC AVERAGE	30.7	6.3	2.9	41.2%	55.6%	3.7%	93.24%	6.76%

SELECTED CHARACTERISTICS OF ADULT INMATES
(as of July 1, 2000)

STATE	Inmates admitted who were Parole Violators	Inmates Serving 20 yrs. >	Number of Inmates Released from custody in FY 2000 for:							Inmates Serving Life (a)	Inmates Serving Death	Inmates Executed in FY 00
			Expiration	Parole	Goodtime	Probation	Deaths	Other	Total			
ALABAMA	17	11,132	3,357	1,579	n/a	n/a	64	3,392	8,392	1,239	185	4
ARKANSAS	2,302	3,540	679	4,773	n/a	0	29	474	5,955	402	40	3
FLORIDA	98	16,814	14,559	120	n/a	8,551	191	896	24,317	3,256	368	5
GEORGIA	3,459	5,911	4,667	11,053	n/a	n/a	44	n/a	15,764	192	125	0
KENTUCKY	1,649	1,990	3,588	2,909	n/a	1,131	29	275	7,932	11	39	0
LOUISIANA	8,822	4,007	635	1,099	11,709	556	84	81	14,164	3,462	87	1
MARYLAND	N/A	4,931	5,445	3,205	6,669	n/a	46	448	15,813	195	15	0
MISSISSIPPI	66	406	1,287	377	2,292	1,456	37	633	6,082	245	62	0
MISSOURI	4,176	4,491	1,322	7,246	30	4,117	45	687	13,447	598	82	8
NORTH CAROLINA	981	9,463	16,850	5,020	n/a	n/a	64	2,485	24,419	3,223	196	3
OKLAHOMA	119	598	4,369	367	n/a	2,710	51	85	7,582	341	135	12
SOUTH CAROLINA	1,135	3,318	5,787	2,856	(b)	2,077	46	399	11,165	306	66	2
TENNESSEE	1,612	3,365	4,057	3,695	0	4,376	62	1,244	13,434	164	98	1
TEXAS	11,527	47,724	3,485	11,806	19,124	966	444	0	35,825	n/a	451	46
VIRGINIA	916	10,028	4,975	3,553	(c)	(c)	70	234	8,832	313	34	16
WEST VIRGINIA	217	900	237	757	(d)	(d)	8	232	1,234	207	(e)	(e)
TOTAL	37,096	128,618	75,299	60,415	39,824	25,940	1,314	11,565	214,357	14,154	1,983	101

(a) Life without the possibility of parole.

(b) Expiration and probation inmates earn good time toward sentences.

(c) Included in "Expiration" Category.

(d) Included in the figure for expiration of sentence.

(e) West Virginia does not have the death penalty.

SELECTED CHARACTERISTICS OF ADULT INMATES
(AIDS as of July 1, 2000)

STATE	AIDS Cases	Number of Inmates Tested	Percentage of Inmates Tested	Number of Inmates HIV Positive IN 2000	Segregate Inmates	
		HIV Antibodies			Yes	No
ALABAMA	33	22,692	100.00%	278	x	
ARKANSAS	27	3,493	32.13%	16		x
FLORIDA	875	n/a	n/a	1,767		x
GEORGIA	n/a	17,866	41.24%	846		x
KENTUCKY	89	1,000	9.00%	5		x
LOUISIANA	166	n/a	n/a	512		x
MARYLAND	225	6,650	28.72%	925		x
MISSISSIPPI	22	n/a	n/a	205	x	
MISSOURI	46	n/a	n/a	266		x
NORTH CAROLINA	176	n/a	n/a	n/a		x
OKLAHOMA	n/a	7,926	34.97%	n/a		x
SOUTH CAROLINA	237	11,005	52.13%	374	x	
TENNESSEE	59	4,820	28.81%	65		x
TEXAS	944	33,801	23.00%	519		x
VIRGINIA	586	336	1.07%	87		x
WEST VIRGINIA	5	200	6.57%	8		x
TOTAL	3,490	109,789	21.18%	5,873		

PROJECTED COSTS OF NEW PRISONS

Data was requested from each state on the projected cost of constructing and operating a new medium security prison. According to the information received, the average size of a planned facility is 1,183 beds and the average cost is \$61.5 million. This equates to an average construction cost per bed of approximately \$52,000. Costs per bed range from \$24,185 in Mississippi to \$155,859 in Maryland.

Operation of the hypothetical average-sized medium security institution of 1,165 beds would require 268 security officers, 102 support personnel, and an annual operating budget of \$16.8 million. This is an average operating cost per bed of \$13,899 per year. Projected operating costs per bed ranged from \$8,889 in Alabama to \$19,120 in Kentucky.

SELECTED NEW MEDIUM SECURITY PRISONS: PROJECTED CONSTRUCTION COSTS
(as of July 1, 2000)

	Capcy.	Construction	Design	Supervision	Contingencies	Equipment	Land	Other	Total Costs	Cost per Bed	Method of Financing
AL	n/a	n/a	n/a	n/a	n/a	n/a	n/a	n/a	n/a	n/a	n/a
AR	948	\$25,811,953	\$2,129,598	\$0	\$0	\$0	\$0	\$0	\$27,941,551	\$29,474	Bonds
FL	1,499	\$44,424,326	\$850,000	\$0	\$1,700,000	\$2,000,000	\$0	\$0	\$48,974,326	\$32,671	Cash
GA	1,000	\$39,000,000	\$3,000,000	\$0	\$2,100,000	\$0	\$250,000	\$0	\$44,350,000	\$44,350	Bonds
KY	1,788	\$140,211,700	\$19,600,000	\$0	\$13,868,300	\$6,720,000	\$3,500,000	\$0	\$183,900,000	\$102,852	Bonds
LA	420	\$14,327,846	\$1,439,576	\$0	\$1,439,576	\$500,000	\$1,000,000	\$0	\$18,706,998	\$44,540	Bonds
MD	512	\$68,800,000	\$4,800,000	\$1,500,000	\$3,400,000	\$800,000	\$0	\$500,000	\$79,800,000	\$155,859	Bonds
MS	1,000	n/a	n/a	n/a	n/a	n/a	n/a	n/a	\$24,184,723	\$24,185	Bonds
MO	1,975	\$85,162,064	\$4,790,864	\$1,586,312	\$8,516,206	in construction	\$0	\$1,096,680	\$101,152,126	\$51,216	Cash
NC	816	\$24,000,000	\$1,575,000	\$760,000	\$760,000	\$760,000	\$0	\$2,600,000	\$30,455,000	\$37,322	Cash
OK	1,000	\$43,000,000	in construction	in construction	in construction	\$1,700,000	\$0	\$0	\$44,700,000	\$44,700	Bonds
SC	1,500	\$66,000,000	\$4,000,000	\$0	\$2,000,000	\$2,500,000	\$500,000	\$0	\$75,000,000	\$50,000	Bonds
TN	1,700	\$61,000,000	\$3,000,000	\$362,000	\$3,025,000	\$2,100,000	\$422,000	\$91,000	\$70,000,000	\$41,176	Bonds
TX	1,000	\$35,067,378	\$2,643,642	\$1,862,000	\$2,739,000	\$2,660,000	\$0	\$177,080	\$45,149,100	\$45,149	Bonds
VA	1,382	\$53,382,000	\$2,670,000	\$1,836,000	\$2,670,000	\$4,415,000	\$1,000,000	\$2,670,000	\$68,643,000	\$49,669	Bonds
WV	1,200	\$55,000,000	\$2,500,000	\$0	\$2,500,000	in construction	in construction	\$0	\$60,000,000	\$50,000	Bonds
AVG	1,183								\$61,530,455	\$52,027	

SELECTED NEW MEDIUM SECURITY PRISONS: PROJECTED OPERATING COSTS
(AS OF JULY 1, 2000)

STATE	Maximum Design Capacity	# Positions			Inmates Per Guard	Annual Operating Cost	Average Op. Cost Per Bed
		Security	Non-Security	Total			
ALABAMA	900	153	59	212	5.9	\$8,000,000	\$8,889
ARKANSAS	948	213	61	274	4.5	\$13,365,000	\$14,098
FLORIDA	1,499	213	60	273	7.0	\$14,146,726	\$9,437
GEORGIA	1,000	325	90	415	3.1	\$15,000,000	\$15,000
KENTUCKY	1,788	304	138	442	5.9	\$34,187,000	\$19,120
LOUISIANA	420	315	74	389	1.3	\$5,831,532	\$13,885
MARYLAND	512	275	67	342	1.9	N/A	N/A
MISSISSIPPI	1,000	153	88	241	6.5	\$10,671,600	\$10,672
MISSOURI	1,975	433	235	668	4.6	\$28,309,528	\$14,334
NORTH CAROLINA	816	254	74	328	3.2	\$14,321,319	\$17,551
OKLAHOMA	1,000	152	102	254	6.6	\$11,282,772	\$11,283
SOUTH CAROLINA	1,500	350	150	500	4.3	\$28,314,000	\$18,876
TENNESSEE	1,700	294	158	452	5.8	\$22,451,000	\$13,206
TEXAS	1,000	164	102	266	6.1	\$12,994,000	\$12,994
VIRGINIA	1,382	235	101	336	5.9	\$15,093,743	\$10,922
WEST VIRGINIA	1,200	450	75	525	2.7	\$18,000,000	\$15,000
AVERAGE	1,165	268	102	370	4.4	\$16,797,881	\$13,899

Note: Average Annual Operating Cost and Average Op. Cost Per Bed excludes Maryland.

PROBATION AND PAROLE

Several states reported that the probation and/or parole functions are handled by agencies other than the corrections departments. There are 993,314 persons assigned to supervised probation in the region. Exclusive of Georgia, supervision is provided for 166,374 parolees in the region. Based on information provided by those agencies reporting, there are 15,816 probation and parole agents supervising the 1,159,688 total probationers and parolees reported in the region.

On average, there are 73.3 offenders per agent. The number of offenders per agent ranges from 164.9 in Georgia to 42.9 in Kentucky. The average number of inmates and probationers per 100,000 population was 1,706 for the southern states. Texas ranks first with 2,520 per 100,000 population and West Virginia ranks last with 294 per 100,000 population. The average expenditure per offender is \$1,168 per year of which 85.8 percent is derived from state sources.

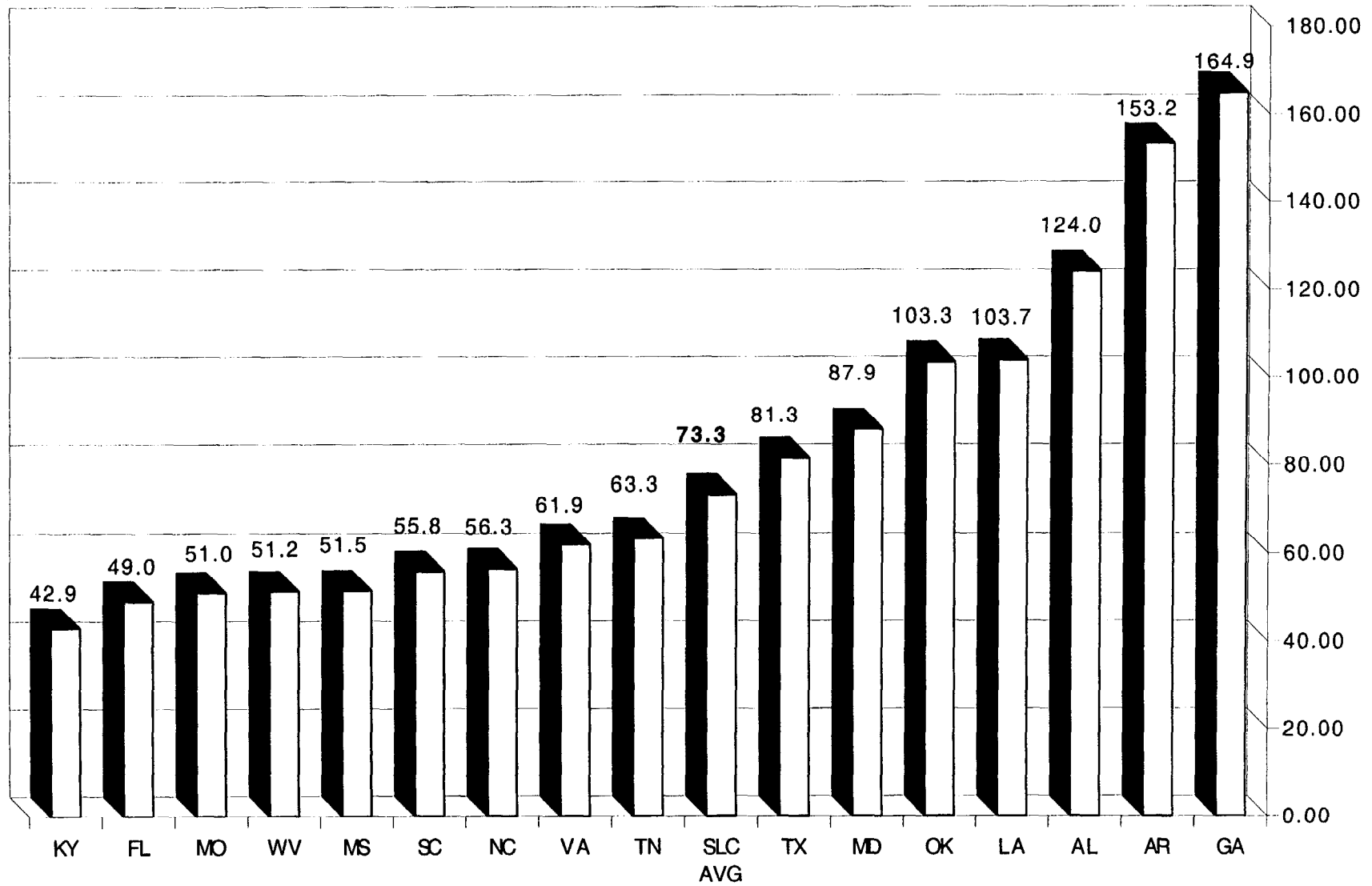
PROBATION AND PAROLE POPULATION

		Number of Offenders			Number of Agents	Offenders Per Agent
		Probationers	Parolees	Total		
ALABAMA	(a)	20,906	3,390	24,296	196	124.0
ARKANSAS	(a)	29,602	8,996	38,598	252	153.2
FLORIDA		143,191	6,256	149,447	3,051	49.0
GEORGIA	(a)	139,151	n/a	139,151 (b)	844	164.9
KENTUCKY		12,308	4,391	16,699	389	42.9
LOUISIANA		34,716	21,278	55,994	540	103.7
MARYLAND	(a)	43,317	9,490	52,807	601	87.9
MISSISSIPPI		10,136	1,287	11,423	222	51.5
MISSOURI		49,639	12,387	62,026	1,216	51.0
NORTH CAROLINA		107,256	4,528	111,784	1,984	56.3
OKLAHOMA		28,616	2,060	30,676	297	103.3
SOUTH CAROLINA	(a)	30,164	3,286	33,450	600	55.8
TENNESSEE		31,817	7,550	39,367	622	63.3
TEXAS		279,449	74,968	354,417	4,358	81.3
VIRGINIA		32,496	5,521	38,017	614	61.9
WEST VIRGINIA		550	986	1,536	30	51.2
TOTAL		993,314	166,374	1,159,688	15,816	73.3

(a) Probation and parole services are provided by a separate agency.

(b) Figure is only for Probationers and does not include Parolees.

OFFENDERS PER PROBATION/PAROLE AGENT



TOTAL STATE INMATES AND PROBATIONERS PER 100,000
POPULATION
(As of July 1, 2000)

STATE	Total State Inmates	Total State Inmates Per 100,000 Pop.	Rank in SLC	Total Probationers	Total State Probationers Per 100,000 Pop.	Rank in SLC	Total Inmates & Probationers	Per 100,000 Pop.	Rank in SLC
ALABAMA	25,612	586	6	24,296	556	12	49,908	1,142	11
ARKANSAS	11,392	447	12	35,561	1,394	4	46,953	1,841	5
FLORIDA	71,233	471	10	149,447	989	8	220,680	1,460	9
GEORGIA	45,843	589	5	139,151	1,787	1	184,994	2,375	2
KENTUCKY	15,310	387	15	16,699	422	14	32,009	808	15
LOUISIANA	34,680	793	1	55,994	1,281	5	90,674	2,074	3
MARYLAND	23,372	452	11	52,807	1,021	7	76,179	1,473	8
MISSISSIPPI	17,443	630	4	11,423	413	15	28,866	1,043	14
MISSOURI	27,219	498	9	62,026	1,134	6	89,245	1,632	6
NORTH CAROLINA	31,349	410	13	111,784	1,461	3	143,133	1,871	4
OKLAHOMA	23,000	685	3	30,676	914	9	53,676	1,598	7
SOUTH CAROLINA	21,509	553	7	33,887	872	10	55,396	1,426	10
TENNESSEE	22,446	409	14	39,367	718	11	61,813	1,127	12
TEXAS	150,653	752	2	354,417	1,768	2	505,070	2,520	1
VIRGINIA	35,676	519	8	38,017	553	13	73,693	1,072	13
WEST VIRGINIA	3,770	209	16	1,536	85	16	5,306	294	16
TOTAL/AVG	560,507	557		1,157,088	1,149		1,717,595	1,706	

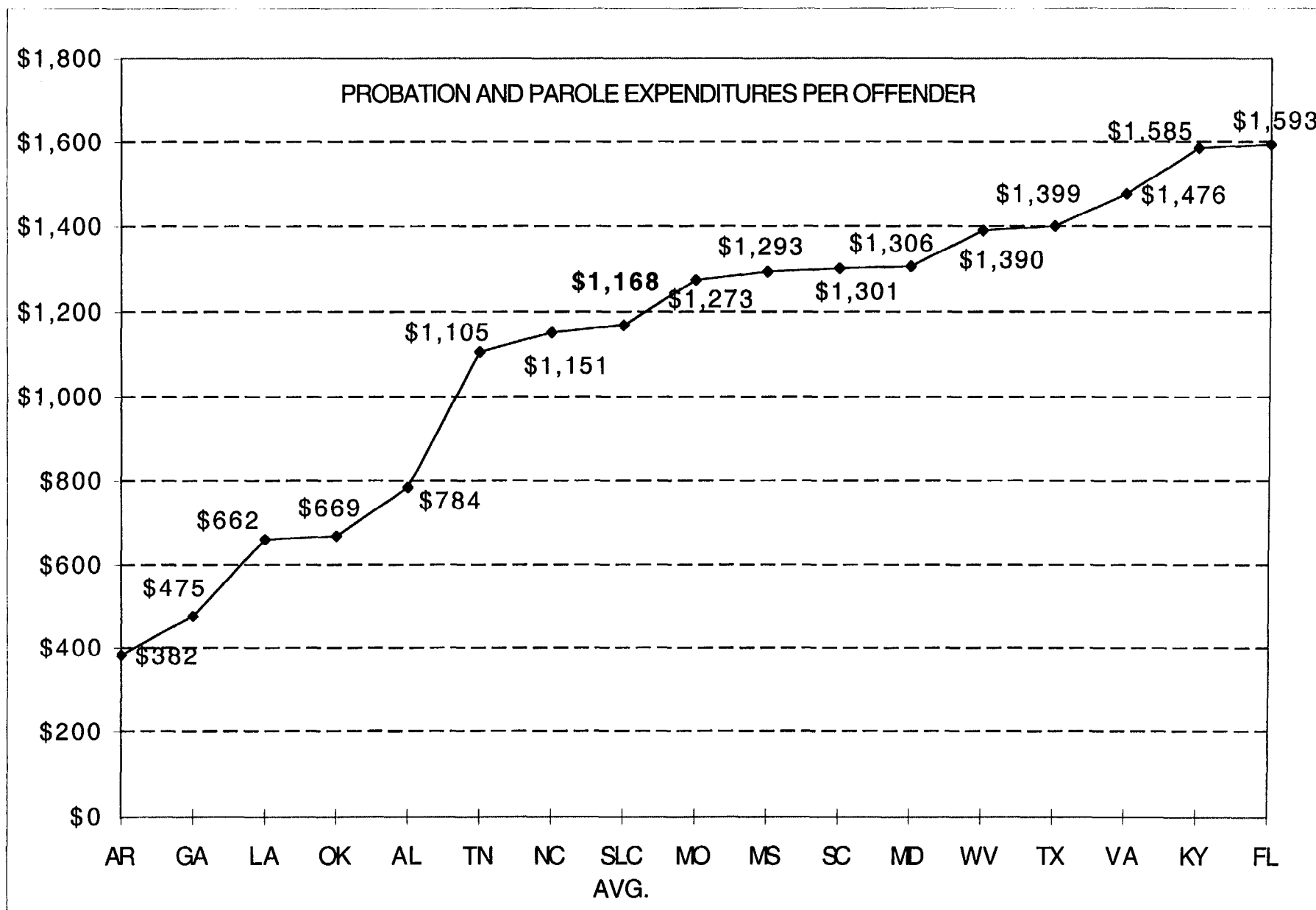
PROBATION AND PAROLE FUNDING

STATE		State Funds	Supervision Fees	Other Funds	Total	Exp. Per Offender	Rank
ALABAMA	(a)	\$13,782,436	\$5,135,000	\$136,484	\$19,053,920	\$784	12
ARKANSAS	(a)	\$10,418,388	\$4,331,340	\$0	\$14,749,728	\$382	16
FLORIDA		\$221,564,797	\$8,731,352	\$7,724,383	\$238,020,532	\$1,593	1
GEORGIA	(a)	\$66,135,075	\$0	\$0	\$66,135,075	\$475 (b)	15
KENTUCKY		\$26,359,200	\$106,233	\$0	\$26,465,433	\$1,585	2
LOUISIANA		\$27,238,494	\$9,808,435	\$0	\$37,046,929	\$662	14
MARYLAND	(a)	\$67,480,704	\$0	\$1,473,215	\$68,953,919	\$1,306	6
MISSISSIPPI		\$11,327,683	\$3,437,761	\$0	\$14,765,444	\$1,293	8
MISSOURI		\$75,788,015	\$0	\$3,191,862	\$78,979,877	\$1,273	9
NORTH CAROLINA		\$128,619,998	\$0 (c)	\$0	\$128,619,998	\$1,151	10
OKLAHOMA		\$14,666,383	\$5,854,200	\$0	\$20,520,583	\$669	13
SOUTH CAROLINA	(a)	\$24,121,059	\$16,521,000	\$3,454,941	\$44,097,000	\$1,301	7
TENNESSEE		\$41,437,680	\$1,691,220	\$368,200	\$43,497,100	\$1,105	11
TEXAS		\$377,555,317	\$99,981,914	\$18,413,805	\$495,951,036	\$1,399	4
VIRGINIA		\$54,459,967	\$0	\$1,670,000	\$56,129,967	\$1,476	3
WEST VIRGINIA		\$1,889,015	\$245,611	\$0	\$2,134,626	\$1,390	5
TOTAL		\$1,162,844,211	\$155,844,066	\$36,432,890	\$1,355,121,167		
Average		\$72,677,763	\$14,167,642	\$4,554,111.25	\$84,695,073	\$1,168	

(a) Probation and parole services are provided by a separate agency.

(b) Figure is only for probationers and does not include parolees.

(c) Supervision fees are collected \$20 per month but do not go into Corrections budget.



REHABILITATION

This is the fifth year data has been compiled regarding Rehabilitation. All of the sixteen states reported that they have Adult Basic Education and/or Literacy programs. Also, all sixteen states provide some form of Vocational Education to inmates within their system. The number of inmates receiving their GED ranged from 100 in West Virginia to 5,746 in Texas. Thirteen states reported the percentage of the Corrections budget allocated to rehabilitation. They range from .5 percent in Georgia to 11 percent in South Carolina and West Virginia.

INMATE REHABILITATION

State	Adult Basic Education	Literacy Programs	Average Monthly	Religious Guidance	On-The-Job Training	Number	% of Budget	
			Enrollment			Receiving	Allocated to	
			Vocational Education			GED FY 2000	Rehab Programs	
ALABAMA	328	2,530	634	1,525	n/a	258	n/a	(a)
ARKANSAS	4,464	2,053	274	2,151	550	225	3.00%	(a)
FLORIDA	5,524	1,428	3,510	22,098	396	1,563	2.80%	
GEORGIA	2,500	1,400	860	15,000	375	2,283	0.50%	
KENTUCKY	3,827	1,378	1,199	n/a	n/a	404	2.00%	
LOUISIANA	1,039	1,489	1,329	572	669	555	0.70%	
MARYLAND	2,640	(b)	573	8,000	1,200	972	n/a	
MISSISSIPPI	558	N/A	441	2,883	n/a	199	1.70%	
MISSOURI	8,368	n/a	558	5,222	n/a	1,781	10.38%	
N. CAROLINA	1,861	1,900	1,745	1,419	n/a	1,408	5.80%	
OKLAHOMA	789	835	511	n/a	n/a	1,599	7.50%	
S. CAROLINA	5,185	2,593	941	6,061	200	915	11.00%	
TENNESSEE	2,150	(c)	1,294	n/a	n/a	609	2.00%	
TEXAS	31,530	26,753	6,640	34,166	8,707	5,746	6.00%	(d)
VIRGINIA	7,895	(b)	2,360	n/a	n/a	719	n/a	
W. VIRGINIA	350	380	400	500	500	100	11.00%	

(a) Funding for the rehabilitation programs is not provided by the Department of Corrections but through the State Post Secondary Education Program.

(b) Figures included in adult basic ed.

(c) Tennessee's Adult Basic Education and Literacy program figures are combined.

(d) This figure includes the Institutional Division, Community Justice Assistance Division, Parole Division and Windham School systems.

PRISON INDUSTRIES

All sixteen states maintain a prison industries program. Total gross sales in all product lines was \$445 million for those programs operated by corrections departments. The operations employed 20,325 inmates, an average of 6.33 hours per day. Inmate reimbursement averaged \$.46 per hour ranging from \$0.00 to \$1.0 per hour. State use laws have been enacted by most of the states, with the exception of Arkansas, Florida, Georgia, Mississippi, and Tennessee.

PRISON INDUSTRIES

State	Total Sales	Net Profit	# Inmates Employed	Inmate Pay/Hr.	Hrs./Day/ Inmate	Largest Product Lines Line	Gross Sales	State Use Law	
								Yes	No
ALABAMA	\$14,400,000	\$2,800,000	750	\$0.25	8	Janitorial Chemicals Clothing Standard Furniture Metal Furniture Chairs	\$1,050,000 \$1,020,000 \$860,000 \$390,000 \$390,000	x	
ARKANSAS	\$5,969,754	n/a	500	\$0.00	8	Duplicating (printing) Clothing Furniture Chair Operation Janitorial	\$1,185,151 \$1,704,298 \$817,821 \$804,350 \$417,317		x
FLORIDA	\$78,452,030	\$935,597	2,600	\$0.60	6	Food & Food Products Textiles, Garments, Apparel Furniture License Plates Agricultural Commodities	\$14,400,000 \$13,000,000 \$11,500,000 \$6,500,000 \$5,500,000		x
GEORGIA	\$24,517,241	\$569,006	1,400	0	5.5	Signs/Screens Chemicals Garments License Plates Printing	\$3,499,390 \$3,381,030 \$3,086,462 \$2,538,745 \$2,359,543		x
KENTUCKY	\$12,976,002	\$1,358,087	N/A	N/A	N/A	Office Furniture License Tags Printing Clothing Metal Fab.	\$2,406,834 \$2,489,539 \$1,116,423 \$744,400 n/a	x	
LOUISIANA	\$10,454,507	\$2,257,930	669	\$0.14	6.5	Garments License Tags Chemicals (Soap/Cleaning) Furniture Mattress, Brooms, Mops	\$2,917,918 \$2,015,605 \$1,696,710 \$1,427,850 \$761,344	x	
MARYLAND	\$39,300,000	2,310,840	1,300	\$0.85	5.5	Furniture Textiles Graphics Meat Tags	\$17,000,000 \$3,300,000 \$4,700,000 \$4,300,000 \$3,300,000	X	
MISSISSIPPI	\$4,452,385	\$373,706	350	\$0.23	6.5	Textiles Printing Metal Fabrication Furniture	\$2,301,518 \$1,181,935 \$481,778 \$299,347		X

Over the last ten years expenditures in the region have increased 136.77 percent. With all sixteen states reporting, the average annual cost of housing an inmate in an institution was \$15,964. Expenditures varied by type of confinement unit. The annual average cost of housing an inmate in a local jail was \$11,316 as compared to \$18,958 in a state-operated Level One institution, \$15,582 in a Level Two type institution, \$14,759 in a Level Three type institution, \$13,050 in Community Based type programs, and \$14,401 in other institutional settings. (It should be noted that these costs reflect only those services budgeted to and provided by the respective corrections agencies.)

Additionally, the average yearly expenditure per adult inmate for the southern states was \$18,564, with North Carolina spending the most at \$32,982 per inmate and Alabama spending the least at \$8,796 per inmate. North Carolina also spent the most on adult corrections per capita (\$136), while West Virginia spent the least (\$43).

State	Total Sales	Net Profit	# Inmates Employed	Inmate Pay/Hr.	Hrs./Day/ Inmate	Largest Product Lines Line	Gross Sales	State Use Law	
								Yes	No
MISSOURI	\$31,481,069	\$1,500,000	\$1,450	.13 - .72	6.5	Office Furniture Furniture Clothing Metal Products License Plates	\$5,520,298 \$3,508,259 \$3,973,632 \$3,408,783 \$4,567,181	x	
N. CAROLINA	\$67,430,000	\$6,281,000	2,200	\$0.26	8	Meat Sewing Signs Laundry Paint	\$10,641,000 \$8,101,000 \$6,991,000 \$6,831,000 \$6,302,000	x	
OKLAHOMA	\$15,754,876	\$663,583	1,250	\$0.40	7.5	Modular Panel Systems Case Goods Metal Fabrication Garments/Shoes Seating	\$2,255,200 \$2,664,260 \$851,900 \$2,372,800 \$1,515,330	x	
S. CAROLINA	\$19,986,784	N/A	N/A	\$0.25	7	Printing License Tags Apparel Modular Panel Systems Laundry	\$2,886,293 \$2,814,073 \$1,996,359 \$1,283,422 \$1,054,994	x	
TENNESSEE	N/A	N/A	915	\$1.00	6.5	License Plates Dairy Products Textiles Wood Furniture Printing Services	\$5,000,000 \$2,500,000 \$2,400,000 \$2,200,000 \$1,900,000		x
TEXAS	\$78,573,492	\$2,013,856	5,448	\$0.00	8	Metal Garment Graphics Furniture Other	\$14,109,000 \$27,597,000 \$19,430,000 \$14,618,000 \$2,818,000	x	
VIRGINIA	\$35,324,795	\$3,456,814	1,235	\$0.72	4.6	Key Office Systems License Tags Clothing Wood Metal Furniture	\$8,301,122 \$7,331,945 \$6,181,570 \$5,404,934 \$2,685,846	X	
W. VIRGINIA	\$6,441,561	\$174,966	258	\$0.82	varies	Printing Quick Copy License Plates Furniture Seating	\$1,501,538 \$1,245,373 \$789,541 \$743,541 \$544,105	X	
TOTAL/AVG	\$445,514,496	\$24,695,385	20,325	0.46	6.33				

PRIVATIZATION

Privatization of Services for the SLC region encompasses a wide array of services. They include, but are not limited to the following: (1) Medical and Drug Treatment Services; (2) Halfway Houses, Community Rehabilitation Centers, and Work Release Centers; (3) Food Service; (4) Electronic Monitoring; and (5) Management of Prison Facilities. The total value of these services is approximately \$1.2 billion serving approximately 433,000 inmates.

PRIVATIZATION OF SERVICES
(FY 1999-2000)

State	Type of Services	Value of Service	Number of Inmates/Beds
Alabama	Medical Services	\$26,000,000	22,692
Arkansas	Medical/Dental	\$19,575,828	10,168
	Operation of Facilities	\$3,264,179	1,285
Florida	Food Services	\$8,722,631	8,512
	Health Services	\$30,983,987	5,455
	Substance Abuse	\$6,991,270	11,491
	Private Facilities	\$76,034,265	3,692
Georgia	Substance Abuse Intervention Programs	\$2,250,000	6,600
Kentucky	Management of two private facilities	\$11,737,480	1,068
Louisiana	Community Based Rehabilitation Centers	\$2,849,515	383
	(a) Corrections Corp. of America-WNC	\$15,275,035	1,538
	(a) Wackenhut Corporation-ALC	\$14,853,120	1,538
Maryland	Food Services	\$6,000,000	6,800
	Medical Services	\$52,000,000	23,000
	Dismas House	\$1,774,557	100
	Threshold	\$625,000	145
Mississippi	Facility Operatioin	\$56,564,196	4,967
	Food Service	\$2,482,453	8,915
	House Arrest	\$730,304	977
Missouri	Medical Services	\$47,460,147	27,236

(a) WNC-Winn Correctional Center is a privately managed correctional facility; ALC-Allen Correctional Center is a privately Managed Correctional Facility

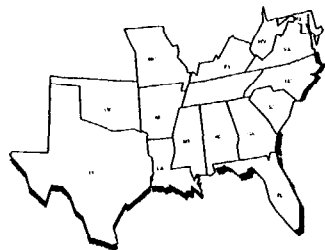
PRIVATIZATION OF SERVICES
(FY 1999-2000)

State	Type of Services	Value of Service	Inmates/Beds
North Carolina	Medical Services	\$3,275,187	1,634
	Substance Abuse Treatment Beds	\$7,544,437	321
	Private Prisons	\$12,257,066	628
	Halfway House	\$318,200	20
Oklahoma	Private Prisons	\$72,286,016	4,719
	Halfway House	\$8,343,299	641
	County Jail Beds	\$7,036,112	704
South Carolina	Medical Services	\$16,650,600	9,466
Tennessee	Facility Operation	\$48,002,780	3,450
	Medical	\$10,437,562	8,889
	Food Service	\$11,280,378	13,097
Texas	Medical Services	\$336,665,370	135,401
	Contract Prisons/Private Operated		
	State Jails	\$115,970,689	11,118
	Substance Abuse	\$69,171,281	58,439
	Halfway Houses	\$13,102,640	6,650
	Pre-Parole Transfer Facilities	\$23,283,355	6,334
	Work Facility	\$5,102,447	843
	Intermediate Sanction Facility	\$18,292,135	8,926
Virginia	Medical Services	\$23,857,686	8,205
	Food Services	\$1,214,838	1,153
	Housing of Inmates in Private Facilities	\$17,617,070	1,549
West Virginia	Medical Services	\$6,354,296	2,277
	Food Services	\$2,276,121	1,765
Total		\$1,216,513,532	432,791

STATE PROFILES

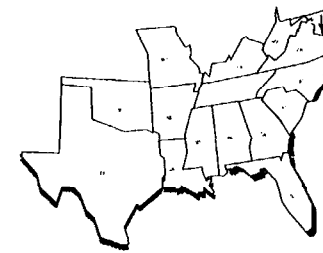
The data collected from the individual survey responses was compiled into a "Corrections State Profile" for each state. These profiles include inmate demographics, the most frequently committed crimes in each state, HIV/AIDS information and statistics, methods utilized by the member states to relieve overcrowding, court order requirements in each state, and state initiatives. The initiatives discussed for 2000 include "The Elderly and Infirm Population in the Corrections System" and "Prison Based Substance Abuse Treatment Programs".

Comparisons of selected inmate characteristics in each state profile are found in the chapter entitled "Staffing Patterns and Inmate Characteristics". Also, a comparison is made in each profile of the number of drug offenders included in the total inmate population. For purposes of this survey, drug offenders are defined as those individuals sentenced for offenses related to possession, sale, use, growing, and manufacturing of narcotic drugs.



STATE CORRECTIONS PROFILE

SELECTED CHARACTERISTICS OF ADULT INMATES (AS OF JULY 1, 2000)



PROFILE QUESTION

AVERAGE AGE AT COMMITMENT:

TOTAL NUMBER OF INMATES 50 YEARS OR OLDER:

AVERAGE SENTENCE FOR NEW COMMITMENTS:
(EXCLUDING LIFE SENTENCES)

AVERAGE TIME SERVED BY THOSE RELEASED:
(EXCLUDING LIFE SENTENCES)

THE THREE (3) MOST FREQUENTLY COMMITTED CRIMES FOR WHICH
INMATES ARE CURRENTLY SERVING TIME:

RACE AND SEX DISTRIBUTION:

PERCENTAGE WHITE

PERCENTAGE BLACK

PERCENTAGE OTHER

PERCENTAGE MALE

PERCENTAGE FEMALE

NUMBER OF INMATES SERVING LIFE

NUMBER OF INMATES SERVING LIFE (WITHOUT PAROLE)

NEW COMMITMENTS TO LIFE SENTENCES:

STATE RESPONSE:

31 YEARS

382 INMATES

8 YEARS, 9 MONTHS

34 MONTHS

- A. THEFT OF PROPERTY/ROBBERY
- B. UNLAWFUL POSSESSION OF A
CONTROLLED SUBSTANCE
- C. MURDER/MANSLAUGHTER

34.80%

64.90%

0.30%

93.03%

6.97%

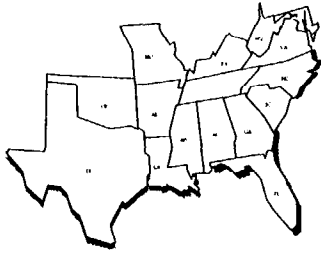
3,080 INMATES

1,239 INMATES

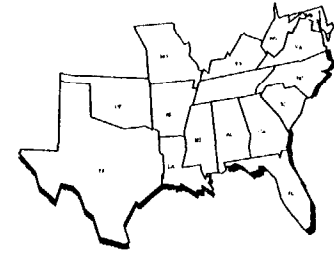
301 INMATES

ALABAMA

STATE CORRECTIONS PROFILE



SELECTED CHARACTERISTICS OF ADULT INMATES (AS OF JULY 1, 2000)



PROFILE QUESTION

STATE RESPONSE:

INMATES SERVING DEATH SENTENCES:

185

INMATES EXECUTED IN FY 2000

4

INMATES SERVING TWENTY (20) YEARS OR MORE:

11,132 INMATES

INMATES THAT HAVE ALREADY SERVED TWENTY (20)

YEARS OF THEIR CURRENT SENTENCE:

N/A

INMATES ADMITTED WHO WERE PAROLE VIOLATORS:

17 INMATES

INMATES RELEASED FROM CUSTODY IN FY 00 FOR THE FOLLOWING:

EXPIRATION OF SENTENCE

3,357 INMATES

PAROLE

1,579 INMATES

GOODTIME

N/A

PROBATION

N/A

DEATH

64 INMATES

OTHER

3,392 INMATES

TOTAL

8,392 INMATES

METHOD IN WHICH "GOODTIME" IS CALCULATED:

NO RESPONSE

IS MEDICAL-EARLY OR COMPASSIONATE RELEASE ALLOWED:

No

NUMBER OF INMATES RELEASED IN FY 2000 BASED ON THE ABOVE:

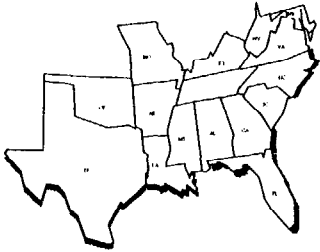
0 INMATES

INMATES BETWEEN THE AGES OF 17 AND 20:

1,392 INMATES

ALABAMA

STATE CORRECTIONS PROFILE



SELECTED CHARACTERISTICS OF ADULT INMATES (HIV/AIDS AS OF JULY 1, 2000)

PROFILE QUESTION

NUMBER OF AIDS CASES:

NUMBER OF INMATES TESTED FOR HIV ANTIBODIES

TESTING OF INMATES BY CATEGORY:

ADMISSION

RANDOM

INCIDENT

HIGH RISK GROUP

SYSTEMS FREQUENCY OF TESTING:

INMATES TESTING POSITIVE FOR HIV ANTIBODIES:

NOTE: ALABAMA STATE LAW REQUIRES THE SEPARATION OF ALL INMATES WITH SEXUALLY TRANSMITTED DISEASES.

STATE RESPONSE:

33 INMATES

ALL INMATES ARE TESTED.

THIS IS REQUIRED BY STATUTE

ALL INMATES

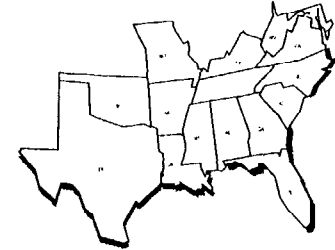
N/A

N/A

N/A

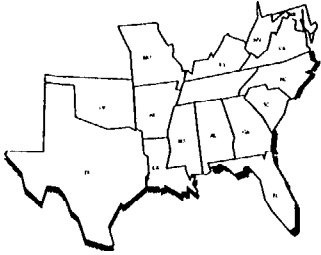
ALL ENTRY/EXIT

278 INMATES



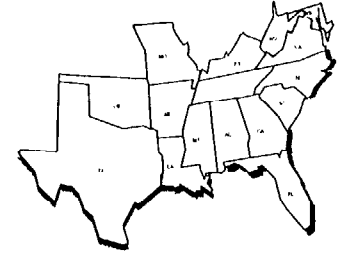
ALABAMA

STATE CORRECTIONS PROFILE



METHODS OF RELIEVING OVERCROWDING

THE ALABAMA DEPARTMENT OF CORRECTIONS (DOC) DID NOT RESPOND REGARDING METHODS OF RELIEVING OVERCROWDING.



COURT ORDER REQUIREMENTS

THE ALABAMA DEPARTMENT OF CORRECTIONS HAS INDICATED THAT THEY ARE INVOLVED IN A CLASS ACTION LAWSUIT BY COUNTY SHERIFFS IN ALABAMA AGAINST THE DEPARTMENT WHICH ENJOINS THE DEPARTMENT OF CORRECTIONS FROM RETAINING STATE INMATES IN COUNTY JAILS OVER A SPECIFIED PERIOD OF TIME.

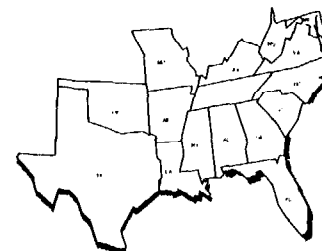
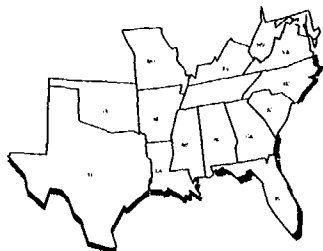
STATE INITIATIVES

ELDERLY OR INFIRMED INMATES

THE ALABAMA DEPARTMENT OF CORRECTIONS HOUSES AGED AND INFIRMED INMATES AT THE HAMILTON PRISON FOR THE AGED AND INFIRMED IN HAMILTON, ALABAMA. THIS 200-BED PRISON IN NORTHWESTERN ALABAMA NEAR THE MISSISSIPPI LINE IS ONE OF ONLY A FEW IN THE NATION SPECIALIZING IN AGED AND DISABLED INMATES.

ALABAMA

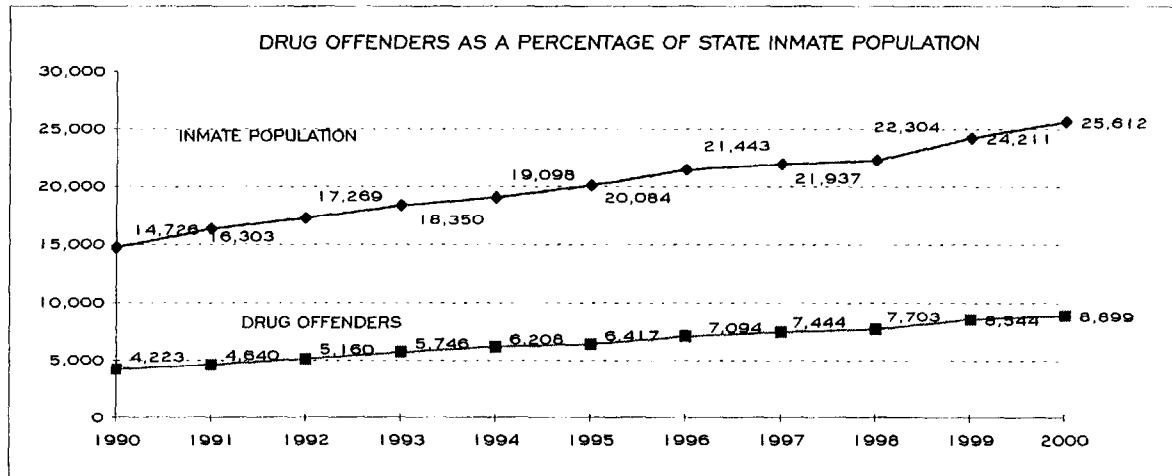
STATE CORRECTIONS PROFILE



STATE INITIATIVES (CONTINUED)

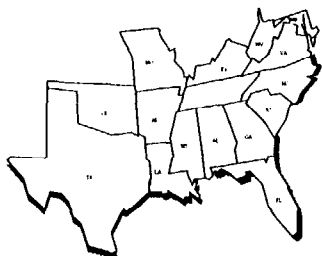
PRISON BASED SUBSTANCE ABUSE TREATMENT PROGRAMS

ALABAMA HAS WITNESSED AN INCREASE IN THE CRIME RATE ESPECIALLY AS IT RELATES TO DRUG/ALCOHOL USE. REHABILITATION AND TREATMENT WILL HOPEFULLY ENABLE THE INMATE TO INTEGRATE BACK INTO FAMILY AND SOCIETY, BECOMING AN ASSET TO THE COMMUNITY, AND A WORKING TAXPAYER RATHER THAN A TAX LIABILITY. AN ADDITIONAL BENEFIT IS REALIZED IN A REDUCTION OF OVER CROWDING IN THE PRISON SYSTEM. ALABAMA WAS THE FIRST STATE IN THE NATION TO OPEN A PENAL FACILITY TOTALLY DEDICATED TO DRUG TREATMENT LOCATED AT VENTRESS CORRECTIONAL FACILITY IN CLAYTON, ALABAMA. INMATES HAVING BEEN ASSESSED ON ENTRY INTO THE ALABAMA DEPARTMENT OF CORRECTIONS AS NEEDING SUBSTANCE ABUSE TREATMENT ARE PLACED IN ONE OF THE FOLLOWING PROGRAMS: PRE-TREATMENT PHASE; 8 WEEK SUBSTANCE ABUSE PROGRAM; 15 WEEK DUAL DISORDERS PROGRAM; THERAPEUTIC COMMUNITY; AFTERCARE (CONTINUED RECOVERY); 6 MONTH CRIME BILL PROGRAM.



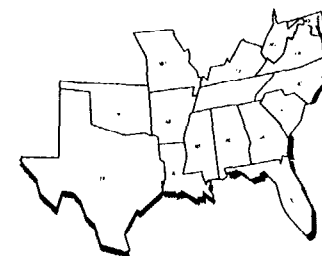
NOTE: THE NUMBER OF DRUG OFFENDERS RELATED TO THE TOTAL INMATE POPULATION FOR ALABAMA HAS INCREASED FROM 28.7% IN 1990 TO 34.7% IN 2000.

ALABAMA



STATE CORRECTIONS PROFILE

SELECTED CHARACTERISTICS OF ADULT INMATES (AS OF JULY 1, 2000)



PROFILE QUESTION

AVERAGE AGE AT COMMITMENT:

TOTAL NUMBER OF INMATES 50 YEARS OR OLDER:

AVERAGE SENTENCE FOR NEW COMMITMENTS:
(EXCLUDING LIFE SENTENCES)

AVERAGE TIME SERVED BY THOSE RELEASED:
(EXCLUDING LIFE SENTENCES)

THE THREE (3) MOST FREQUENTLY COMMITTED CRIMES FOR WHICH
INMATES ARE CURRENTLY SERVING TIME:

RACE AND SEX DISTRIBUTION:

PERCENTAGE WHITE

PERCENTAGE BLACK

PERCENTAGE OTHER

PERCENTAGE MALE

PERCENTAGE FEMALE

NUMBER OF INMATES SERVING LIFE

NUMBER OF INMATES SERVING LIFE (WITHOUT PAROLE)

NEW COMMITMENTS TO LIFE SENTENCES:

STATE RESPONSE:

32 YEARS

225 INMATES

12 YEARS VIOLENT OFFENDERS

7 YEARS NON-VIOLENT OFFENDERS

4 YEARS VIOLENT OFFENDERS

2 YEARS NON-VIOLENT OFFENDERS

A. CONTROLLED SUBSTANCE

B. HOMICIDE

C. BURGLARY & SEXUAL OFFENSES

47.80%

51.30%

0.90%

93.40%

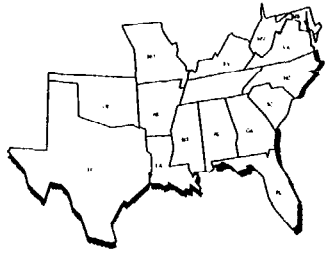
6.60%

691 INMATES

402 INMATES

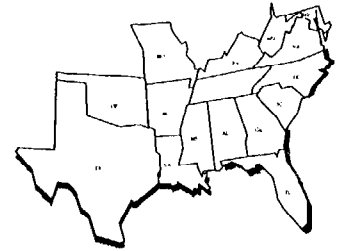
48 INMATES

ARKANSAS



STATE CORRECTIONS PROFILE

SELECTED CHARACTERISTICS OF ADULT INMATES (AS OF JULY 1, 2000)



PROFILE QUESTION

INMATES SERVING DEATH SENTENCES:

INMATES EXECUTED IN FY 2000

INMATES SERVING TWENTY (20) YEARS OR MORE:

INMATES THAT HAVE ALREADY SERVED TWENTY (20)

YEARS OF THEIR CURRENT SENTENCE:

INMATES ADMITTED WHO WERE PAROLE VIOLATORS:

INMATES RELEASED FROM CUSTODY IN FY 00 FOR THE FOLLOWING:

EXPIRATION OF SENTENCE

PAROLE

GOODTIME

PROBATION

DEATH

OTHER

TOTAL

METHOD IN WHICH "GOODTIME" IS CALCULATED:

IS MEDICAL-EARLY OR COMPASSIONATE RELEASE ALLOWED:

NUMBER OF INMATES RELEASED IN FY 00 BASED ON THE ABOVE:

INMATES BETWEEN THE AGES OF 17 AND 20:

STATE RESPONSE:

40 INMATES

3 INMATES

3,540 INMATES

179 INMATES

2,302 INMATES

679 INMATES

4,773 INMATES

N/A

N/A

29 INMATES

474 INMATES

5,956 INMATES

N/A

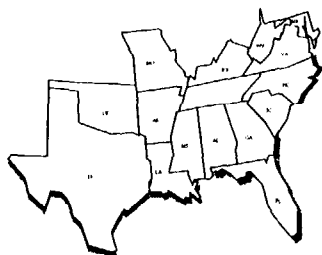
Yes

N/A

866 INMATES

ARKANSAS

STATE CORRECTIONS PROFILE



SELECTED CHARACTERISTICS OF ADULT INMATES (HIV/AIDS AS OF JULY 1, 2000)

PROFILE QUESTION

NUMBER OF AIDS CASES:

NUMBER OF INMATES TESTED FOR HIV ANTIBODIES

TESTING OF INMATES BY CATEGORY:

ADMISSION

RANDOM

INCIDENT

HIGH RISK GROUP

SYSTEMS FREQUENCY OF TESTING:

INMATES TESTING POSITIVE FOR HIV ANTIBODIES:

STATE RESPONSE:

27 INMATES

3,493 INMATES

ALL

N/A

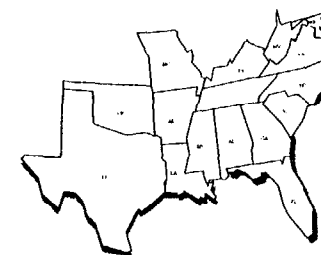
BITES AND FIGHTS

TB & SEXUALLY ACTIVE

UPON INTAKE, THEREAFTER, UPON
REASON OR REQUEST

16 INMATES

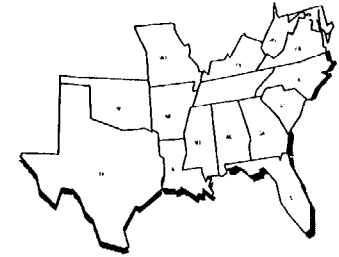
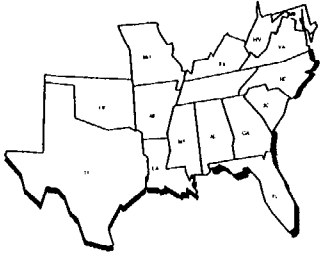
THE ARKANSAS DEPARTMENT OF CORRECTIONS DOES INSTITUTE A FORM OF ISOLATION KNOWN AS MEDICAL ISOLATION, WHICH IS ADMINISTERED ONLY AS NECESSARY. SHOULD AN INMATE DEMONSTRATE ABHORRENT BEHAVIOR SUCH AS ASSAULT, ENGAGING IN SEX W/OTHER INMATES, OR BE CONVICTED OF "KNOWINGLY" TRANSMITTING HIV AN INMATE IS PLACED IN CLOSED CUSTODY SINGLE-CELL ISOLATION. OTHERWISE, HIV INFECTED INMATES MAY BE HOUSED IN GENERAL POPULATION.



ARKANSAS

STATE CORRECTIONS PROFILE

METHODS OF RELIEVING OVERCROWDING



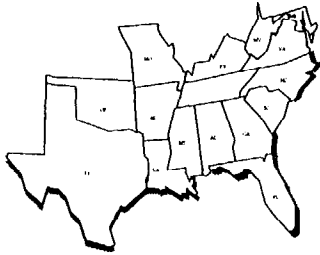
THE GENERAL ASSEMBLY OF ARKANSAS ESTABLISHED ACT 418 IN 1987, WHICH PROVIDES THE DEPARTMENT OF CORRECTIONS WITH THE "PRISON OVERCROWDING EMERGENCY POWERS ACT." UNDER AUTHORITY GRANTED BY THIS ACT, THE CORRECTIONS BOARD MAY DECLARE A "PRISON OVERCROWDING STATE OF EMERGENCY" WHEN THE PRISON POPULATION EXCEEDS 98% OF CAPACITY FOR THIRTY CONSECUTIVE DAYS. DURING SUCH AN EMERGENCY, THE BOARD MAY MOVE UP PAROLE ELIGIBILITY AND/OR DISCHARGE DATES BY UP TO NINETY DAYS FOR RELEASE. THE ACT MAY BE INVOKED EACH NINETY DAYS THEREAFTER IF THE BOARD DECLARES AN EMERGENCY. SINCE 1983, THE DEPARTMENT HAS FROZEN INTAKE ON VARIOUS OCCASIONS SO AS NOT TO OVERCROWD AND THUS INMATES WERE BACKED UP IN COUNTY JAILS. THEREFORE, THE DEPARTMENT'S UNITS HAVE NEVER BEEN OVERCROWDED.

THE 1993 GENERAL ASSEMBLY ENACTED ACT 548 AND ACT 531, KNOWN AS THE COMMUNITY PUNISHMENT ACT TO PROMOTE AN ALTERNATIVE TO TRADITIONAL PRISONS BY OFFERING A WELL-ROUNDED APPROACH TO COMMUNITY PUNISHMENT THROUGH THE USE OF SUPERVISION, FACILITIES, AND PROGRAMS FOR LOW-RISK OFFENDERS.

IN ADDITION, ACT 549 CREATED THE DEPARTMENT OF COMMUNITY PUNISHMENT (JULY 1, 1993). THE DEPARTMENT IS COMPRISED OF ADULT PROBATION, PAROLE AND OTHER INTERMEDIATE SANCTIONS INCLUDING REGIONAL COMMUNITY PUNISHMENT CENTERS (CPC). CPC'S HOUSE NON-VIOLENT, LOW RISK OFFENDERS CONFINED AS A CONDITION OF PROBATION OR SENTENCED TO THE ARKANSAS DEPARTMENT OF CORRECTIONS FOR JUDICIAL TRANSFER TO THE DEPARTMENT OF COMMUNITY PUNISHMENT.

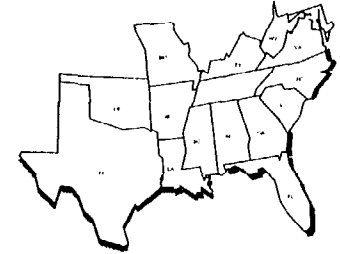
ARKANSAS

STATE CORRECTIONS PROFILE



COURT ORDER REQUIREMENTS

THE ARKANSAS DEPARTMENT OF CORRECTIONS IS NOT CURRENTLY UNDER A FEDERAL OR STATE COURT ORDER DURING THE YEAR ENDING JUNE 30, 2000.



STATE INITIATIVES

ELDERLY OR INFIRMED INMATES

THE ARKANSAS DEPARTMENT OF CORRECTIONS HAS INDICATED THAT IT DOES NOT TAKE ISSUE WITH ELDERLY OR INFIRMED INMATES DUE TO LITTLE OR NO INCREASES IN THE NUMBER OF ELDERLY INMATES.

PRISON-BASED SUBSTANCE ABUSE TREATMENT PROGRAMS

THE ARKANSAS DEPARTMENT OF CORRECTIONS (ADC) SCREENS ALL INMATES FOR A HISTORY OF SUBSTANCE ABUSE AND DEVELOPS RECOMMENDATIONS FOR INDIVIDUAL TREATMENT. THESE RECOMMENDATIONS ARE FORWARDED TO THE APPROPRIATE UNITS WITHIN THE ADC. THE UNIT CLASSIFICATION COMMITTEE REVIEWS TARGETED INMATES FOR PARTICIPATION IN THE SUBSTANCE ABUSE TREATMENT PROGRAM (SATP). THROUGH VARIOUS PROGRAMS, SATP CURRENTLY MAINTAINS A SIX HUNDRED AND THREE (603) BED TREATMENT CAPACITY LOCATED AT THIRTEEN (13) CORRECTIONAL SITES WITHIN THE STATE.

THE PROGRAMS ARE AS FOLLOWS:

- (1) PRIMARY CARE (CAPACITY 221)-CLASSIC, THIRTY (30) DAY ALCOHOL AND DRUG TREATMENT. DEPENDING ON THE UNIT, THE TREATMENT MODALITY COULD BE RESIDENTIAL, DAY CARE, OR INTENSIVE OUTPATIENT. COST: STATE \$625,578.
- (2) BOOT CAMP (CAPACITY 120)-ONE HUNDRED FIVE (105) DAY MILITARY STYLE PROGRAM FOR MALE AND FEMALE FIRST TIME, NON-VIOLENT OFFENDERS. INTENSIVE OUTPATIENT DRUG AND ALCOHOL TREATMENT COMPLEMENTS MENTAL HEALTH SERVICES AND GED CLASSES. COST: STATE \$109,390.

ARKANSAS

STATE CORRECTIONS PROFILE

STATE INITIATIVES (CONTINUED)

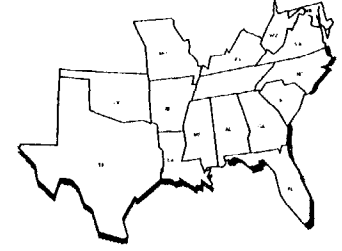
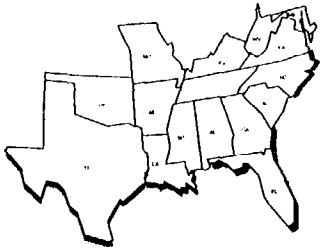
(3) TECHNICAL PAROLE VIOLATOR PROGRAM (CAPACITY 64)-ALTERNATIVE, SIXTY (60) DAY INTENSE DRUG AND ALCOHOL TREATMENT PROGRAM COMBINED WITH GROUP THERAPY, JOB PREPARATION, RELAPSE PREVENTION, PARENTING AND GED CLASSES FOR PAROLEES WHO RECEIVE A TECHNICAL PAROLE VIOLATION FROM A PAROLE HEARING OFFICER.

(4) DUAL DIAGNOSIS PROGRAM (CAPACITY 8)-STRUCTURED, INTENSIVE OUTPATIENT DRUG AND ALCOHOL PROGRAM FOR MALES AND FEMALES WITH A SIGNIFICANT HISTORY OF ADDICTION AND MENTAL DISORDERS. THE CURRICULUM IS DESIGNED TO MEET THE SPECIAL NEEDS OF THIS UNIQUE INMATE POPULATION. COST: STATE \$15,000.

(5) THERAPEUTIC COMMUNITY (CAPACITY 190)-A NINE (9) MONTH MODIFIED THERAPEUTIC COMMUNITY APPROACH PROVIDES THE TREATMENT MODALITY FOR THIS COMPREHENSIVE DRUG AND ALCOHOL TREATMENT PROGRAM. A UNIQUE FEATURE OF THIS PROGRAM IS THAT IT IS DESIGNED TO ACTIVELY TRACK PARTICIPANTS INTO THE COMMUNITY TO PROVIDE INTENSIVE AFTERCARE SUPERVISION. COST: FEDERAL \$355,670; STATE \$118,563

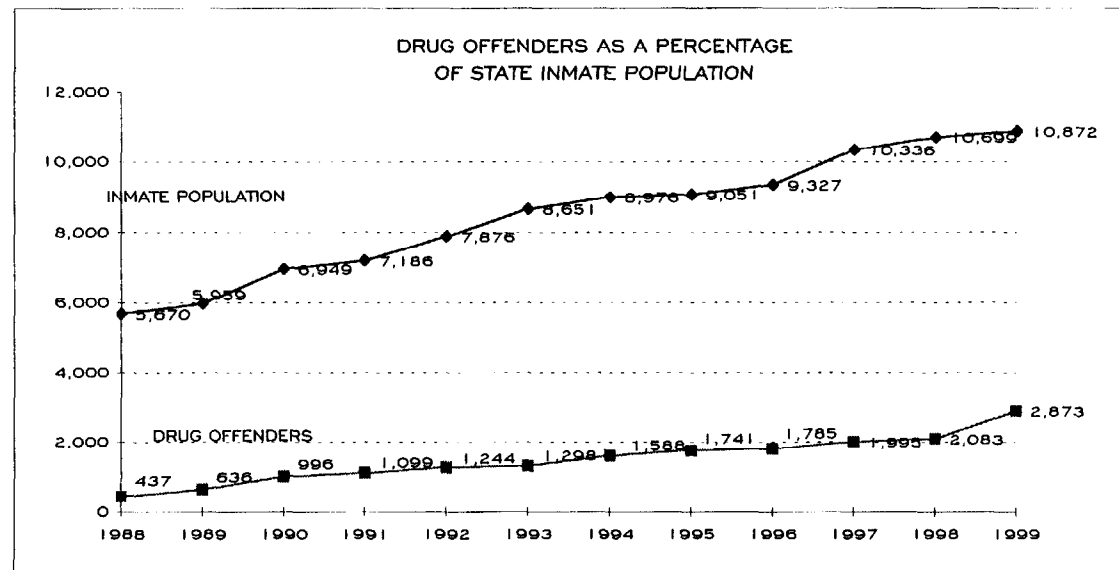
ARKANSAS

STATE CORRECTIONS PROFILE



STATE INITIATIVES (CONTINUED)

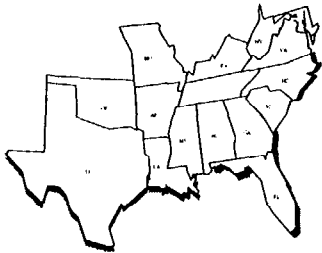
(6) Risk Assessment Program - A project to enhance the safety of the community by conducting risk assessments on a targeted population of inmates who are soon to be released from prison. All participants (approximately 3,000) in SATP, Therapeutic Community, Boot Camp, RSVP, Dual Diagnosis and the Technical Violator Program will be assessed. This project will help coordinate care for releases, and it will provide a database to support community supervision. Cost: Federal \$84,016 State \$28,005.



NOTE: THE NUMBER OF DRUG OFFENDERS RELATED TO THE TOTAL INMATE POPULATION FOR ARKANSAS HAS INCREASED FROM 7.71% IN 1988 TO 26.43% IN 1999.

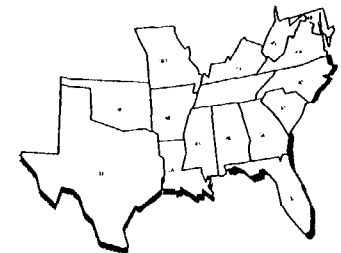
ARKANSAS

STATE CORRECTIONS PROFILE



ARKANSAS DEPARTMENT OF COMMUNITY PUNISHMENT

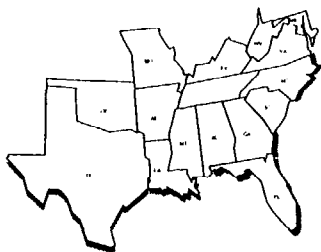
IN ADDITION TO THE ADULT INMATE POPULATION INCARCERATED AND REPORTED BY THE ARKANSAS DEPARTMENT OF CORRECTIONS, ARKANSAS CURRENTLY HAS IN OPERATION THREE RESIDENTIAL BASED FACILITIES WHICH HOUSE MINIMUM-SECURITY INMATES WITH FELONY SENTENCES NOT EXCEEDING TWO YEARS. IN AN EFFORT TO INCLUDE THIS POPULATION IN THE SURVEY FOR INFORMATION PURPOSES ONLY, THE FOLLOWING DATA HAS BEEN SUBMITTED:



THIS POPULATION TOTALED 739 AS OF JULY 1, 1999 AND 915 AS OF JULY 1, 2000. THE PROJECTED INMATE POPULATION IS 1,140 IN YEAR 2005 AND 1,640 IN 2010. THE MAXIMUM DESIGNED CAPACITY WAS 965 ON JULY 1, 1999 AND 965 ON JULY 1, 2000. THE OPERATING BUDGET FOR FY 1999-00 IS \$41,833,867 WITH AN AVERAGE COST PER DAY PER INMATE OF \$40.44. THESE FIGURES EXCLUDE PROBATION AND PAROLE. ON JULY 1, 2000 THERE WERE 217 FILLED CORRECTIONAL OFFICER POSITIONS OUT OF 251 ESTABLISHED CORRECTIONAL OFFICER POSITIONS. THE ENTRY-LEVEL BASE ANNUAL SALARY OF A CORRECTIONAL OFFICER ON JULY 1, 2000 WAS \$19,931. ONE-HUNDRED AND SIXTY HOURS OF CLASSROOM TRAINING IS REQUIRED WITH AN ADDITIONAL 40 HOURS OF ON-THE-JOB TRAINING AND 40 HOURS OF IN-SERVICE TRAINING PER YEAR.

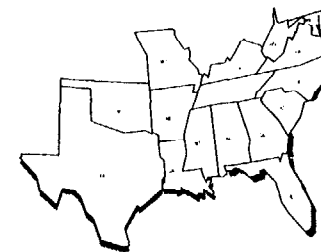
THE AVERAGE AGE AT COMMITMENT OF INMATES IS 30 YEARS WITH 24 INMATES BEING 50 YEARS OR OLDER. THE THREE MOST FREQUENTLY COMMITTED CRIMES FOR WHICH INMATES ARE CURRENTLY SERVING ARE MFG/DELIV/POSS OF CONTROLLED SUBSTANCE/DRUG PARAPHERNALIA, THEFT OF PROPERTY AND FRAUD. THE RACE AND SEX DISTRIBUTION IS 78% WHITE, 21% BLACK, AND 1% OTHER, OF WHICH 72% ARE MALES AND 28% ARE FEMALES. THE NUMBER OF INMATES RELEASED FROM CUSTODY IN FISCAL YEAR 2000 FOR EXPIRATION OF SENTENCE WAS 51, PAROLE 858, GOODTIME 0, PROBATION 419 AND OTHER 1 FOR A TOTAL OF 1,320. THE NUMBER OF AIDS CASES ON JULY 1, 2000 WAS 2, OUT OF 926 INMATES TESTED FOR HIV ANTIBODIES OF WHICH 14 INMATES WERE CONFIRMED HIV CASES. THE NUMBER OF ASSAULTS ON INMATES BY OTHER INMATES WAS 109, AND 4 INMATE ASSAULTS ON STAFF. NO DEATHS RESULTED FROM VIOLENT INCIDENTS AND 2 ESCAPES WERE ATTEMPTED WITH 0 INMATES STILL AT LARGE.

ARKANSAS



STATE CORRECTIONS PROFILE

SELECTED CHARACTERISTICS OF ADULT INMATES (AS OF JULY 1, 2000)



PROFILE QUESTION

AVERAGE AGE AT COMMITMENT:

TOTAL NUMBER OF INMATES 50 YEARS OR OLDER:

AVERAGE SENTENCE FOR NEW COMMITMENTS:
(EXCLUDING LIFE SENTENCES)

AVERAGE TIME SERVED BY THOSE RELEASED:
(EXCLUDING LIFE SENTENCES)

THE THREE (3) MOST FREQUENTLY COMMITTED CRIMES FOR WHICH
INMATES ARE CURRENTLY SERVING TIME:

RACE AND SEX DISTRIBUTION:

PERCENTAGE WHITE

PERCENTAGE BLACK

PERCENTAGE OTHER

PERCENTAGE MALE

PERCENTAGE FEMALE

NUMBER OF INMATES SERVING LIFE

NUMBER OF INMATES SERVING LIFE (WITHOUT PAROLE)

NEW COMMITMENTS TO LIFE SENTENCES:

STATE RESPONSE:

31.7 YEARS

1,030 INMATES

5.3 YEARS

3.3 YEARS

- A. DRUGS
- B. BURGLARY
- C. MURDER/MANSLAUGHTER

43.40%

54.30%

2.30%

94.40%

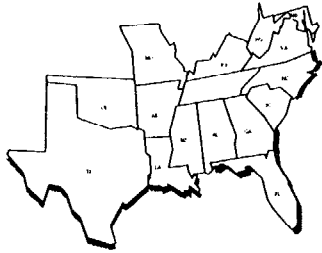
5.60%

4,483 INMATES

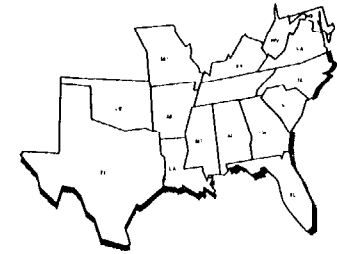
3,256 INMATES

484 INMATES

FLORIDA



STATE CORRECTIONS PROFILE
SELECTED CHARACTERISTICS OF ADULT INMATES
(AS OF JULY 1, 2000)



PROFILE QUESTION

INMATES SERVING DEATH SENTENCES:

INMATES EXECUTED IN FY 2000

INMATES SERVING TWENTY (20) YEARS OR MORE:

INMATES THAT HAVE ALREADY SERVED TWENTY (20)
YEARS OF THEIR CURRENT SENTENCE:

INMATES ADMITTED WHO WERE PAROLE VIOLATORS:

INMATES RELEASED FROM CUSTODY IN FY 00 FOR THE FOLLOWING:

EXPIRATION OF SENTENCE

PAROLE

GOODTIME

PROBATION

DEATH

OTHER

TOTAL

METHOD IN WHICH "GOODTIME" IS CALCULATED:

IS MEDICAL-EARLY OR COMPASSIONATE RELEASE ALLOWED:

THE FLORIDA PAROLE COMMISSION IN CONJUNCTION WITH THE DEPARTMENT OF CORRECTIONS WILL CONSIDER AN INMATE ELIGIBLE FOR RELEASE UNDER THE CONDITIONAL MEDICAL RELEASE PROGRAM WHEN THE INMATE, BECAUSE OF AN EXISTING MEDICAL OR PHYSICAL CONDITION, IS DETERMINED TO BE PERMANENTLY INCAPACITATED OR TERMINALLY ILL.

NUMBER OF INMATES RELEASED IN FY 2000 BASED ON THE ABOVE:

INMATES BETWEEN THE AGES OF 17 AND 20:

STATE RESPONSE:

368 INMATES

5 INMATES

16,814 INMATES

1,989 INMATES

98 INMATES

14,559 INMATES

120 INMATES

ALMOST ALL INMATES WHOSE SENTENCES EXPIRED OR WERE RELEASED HAVE RECEIVED SOME FORM OF GOODTIME.

8,551 INMATES

191 INMATES

896 INMATES

24,317 INMATES

EARLY RELEASE VIA CONTROL RELEASE;

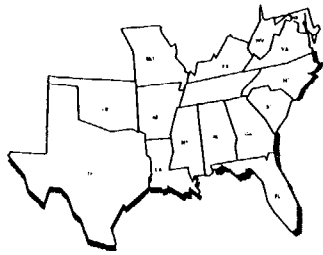
GOODTIME (GAIN TIME) IS APPLIED TO EACH INMATE ACCORDING TO THEIR RESPECTIVE SENTENCING GUIDELINES.

YES

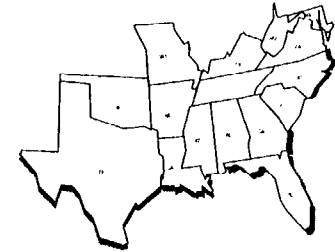
N/A

4,337 INMATES

FLORIDA



STATE CORRECTIONS PROFILE



SELECTED CHARACTERISTICS OF ADULT INMATES (HIV/AIDS AS OF JULY 1, 2000)

PROFILE QUESTION

STATE RESPONSE:

NUMBER OF AIDS CASES:

875 INMATES

NUMBER OF INMATES TESTED FOR HIV ANTIBODIES

NOT TRACKED

TESTING OF INMATES BY CATEGORY:

ADMISSION

N/A

RANDOM

N/A

INCIDENT

N/A

HIGH RISK GROUP

N/A

SYSTEMS FREQUENCY OF TESTING:

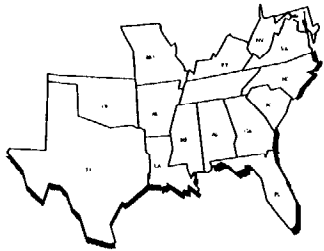
VOLUNTARY

INMATES TESTING POSITIVE FOR HIV ANTIBODIES:

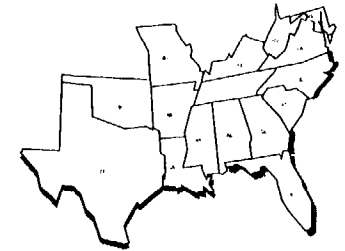
1,767 INMATES

THE FLORIDA DEPARTMENT OF CORRECTIONS DOES NOT SEGREGATE OR ISOLATE HIV-INFECTED INMATES.

FLORIDA



STATE CORRECTIONS PROFILE



METHODS OF RELIEVING OVERCROWDING

THE FLORIDA DEPARTMENT OF CORRECTIONS HAS INDICATED THAT WHEN THE POPULATION OF THE STATE CORRECTIONAL SYSTEM EXCEEDS 100 PERCENT OF ITS TOTAL CAPACITY FOR 21 DAYS, THE GOVERNOR MAY USE HIS EMERGENCY POWERS TO REDUCE THE POPULATION OF THE STATE CORRECTIONAL SYSTEM BY TRANSFERRING INMATES TO FEDERAL JURISDICTIONS WHICH MAY HAVE A CONCURRENT OR CONSECUTIVE SENTENCE OR ANY ACTIVE DETAINER PLACED ON THE INMATE. NOTIFICATION OF THIS TRANSFER MUST BE MADE WITHIN 30 DAYS. NO PRISONER SHALL BE SO TRANSFERRED WHO IS CONVICTED OF A CAPITAL FELONY IN THE STATE NOR SHALL ANY TRANSFER TAKE PLACE TO ANY COUNTY OR MUNICIPAL JURISDICTION WITHIN THE STATE.

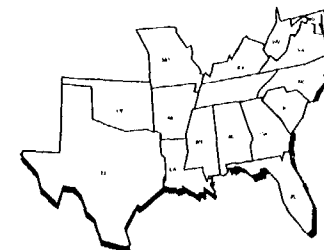
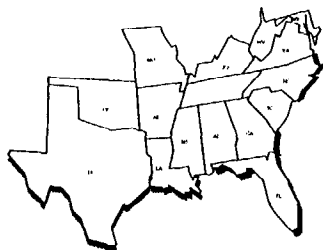
WHEN THE INMATE POPULATION OF THE STATE CORRECTIONAL SYSTEM IS PROJECTED, BASED UPON THE LAST CRIMINAL JUSTICE ESTIMATING CONFERENCE, TO EXCEED THE TOTAL CAPACITY, THE SECRETARY SHALL DEVELOP A PLAN TO ADDRESS THE PROJECTED BED-CAPACITY DEFICIENCY. THIS PLAN SHALL BE SUBMITTED TO THE GOVERNOR, THE PRESIDENT OF THE SENATE, AND THE SPEAKER OF THE HOUSE OF REPRESENTATIVES AT LEAST 30 DAYS PRIOR TO THE PROJECTED BED-CAPACITY DEFICIT OCCURRING.

COURT ORDER REQUIREMENTS

THE FLORIDA DEPARTMENT OF CORRECTIONS IS NOT UNDER A FEDERAL OR STATE COURT ORDER DURING THE YEAR ENDING JUNE 30, 2000.

FLORIDA

STATE CORRECTIONS PROFILE



STATE INITIATIVES

ELDERLY OR INFIRMED INMATES

THE FLORIDA DEPARTMENT OF CORRECTIONS HAS INDICATED THAT ELDERLY INMATES ARE NOT HOUSED SEPARATELY. EACH INMATE, REGARDLESS OF AGE, HAS THEIR HEALTH ASSESSED UPON RECEPTION AND IS TREATED ACCORDINGLY THEREAFTER. THE FLORIDA DEPARTMENT OF CORRECTIONS HAS A DATABASE CAPABILITY TO MONITOR AGING INMATES BY USE OF THE OFFENDER BASED INFORMATION SYSTEM (OBIS), WHICH IS DESIGNED TO TRACK THE PHYSICAL HEALTH AND MENTAL HEALTH OF EVERY INMATE.

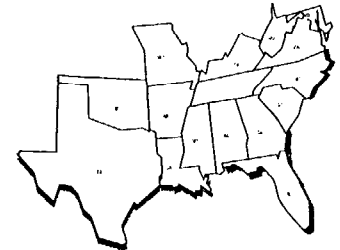
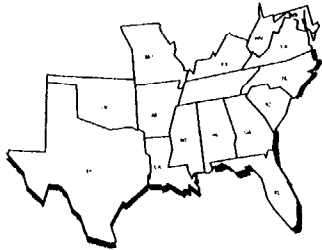
PRISON BASED SUBSTANCE ABUSE TREATMENT PROGRAMS

THE FLORIDA DEPARTMENT OF CORRECTIONS HAS DEVELOPED CORRECTIONAL SUBSTANCE ABUSE PROGRAMS AT INSTITUTIONAL AND COMMUNITY-BASED SITES THROUGHOUT THE STATE. ALL OF THESE PROGRAMS ARE LICENSED BY THE DEPARTMENT OF CHILDREN AND FAMILIES. THESE PROGRAMS SERVE OFFENDERS WITH SUBSTANCE INVOLVEMENT, ABUSE, DEPENDENCE, OR RELATED PROBLEMS. THE PROGRAMS' PRINCIPLE OBJECTIVES ARE TO IDENTIFY SUBSTANCE ABUSERS, ASSESS THE SEVERITY OF THEIR DRUG PROBLEMS, AND REFER THEM TO THE MOST APPROPRIATE TREATMENT MODALITY. OFFENDERS ASSESSED AS BEING IN NEED OF SERVICES ARE EITHER REFERRED TO APPROPRIATE PROGRAMMING OR PLACED ON A WAITING LIST PENDING AVAILABILITY OF SUCH PROGRAMMING. THE BUREAU OF SUBSTANCE ABUSE PROGRAM SERVICES IS RESPONSIBLE FOR THE COORDINATION AND DELIVERY OF SUBSTANCE ABUSE PROGRAM SERVICES FOR OFFENDERS UNDER COMMUNITY SUPERVISION AND IN PRISON.

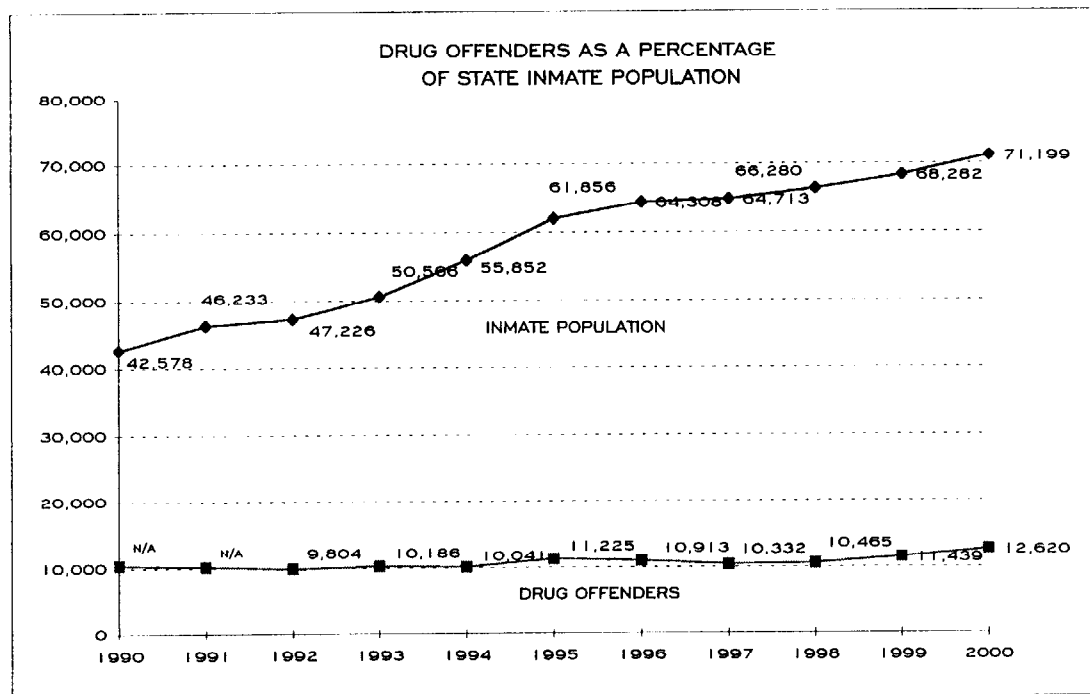
DURING FISCAL YEAR 1999-00, APPROXIMATELY 80 COMPREHENSIVE SUBSTANCE ABUSE PROGRAMS WERE PROVIDED AT MAJOR INSTITUTIONS AND COMMUNITY WORK RELEASE CENTERS, AND AT OVER 110 COMMUNITY-BASED SITES. THESE PROGRAMS SERVED OVER 11,491 INMATES IN INSTITUTIONS AND 35,525 OFFENDERS ON COMMUNITY SUPERVISION. THE DEPARTMENT'S INSTITUTIONAL AND COMMUNITY-BASED SUBSTANCE ABUSE PROGRAMS PROVIDED APPROXIMATELY 49,873 SUBSTANCE ABUSE TREATMENT EPISODES.

FLORIDA

STATE CORRECTIONS PROFILE

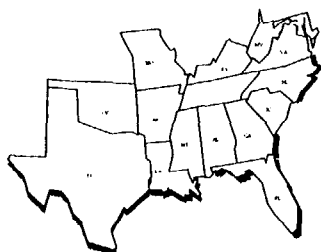


STATE INITIATIVES (CONTINUED)



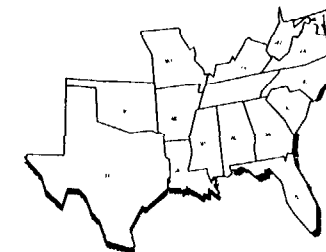
NOTE: THE NUMBER OF DRUG OFFENDERS RELATED TO THE TOTAL INMATE POPULATION FOR FLORIDA HAS DECREASED FROM 24.34% IN 1990 TO 17.72% IN 2000. FLORIDA ATTRIBUTES THIS DECLINE TO THE FOLLOWING: (1) THE EIGHTY-FIVE PERCENT RULE WHICH MEANS THAT 85% OF THE SENTENCE MUST BE SERVED; AND (2) OVERALL PRISON "ADMISSIONS" HAVE DECREASED SINCE 1990-91, WITH A SLIGHT INCREASE IN FY 1996-97.

FLORIDA



STATE CORRECTIONS PROFILE

SELECTED CHARACTERISTICS OF ADULT INMATES (AS OF JULY 1, 2000)



PROFILE QUESTION

AVERAGE AGE AT COMMITMENT:

TOTAL NUMBER OF INMATES 50 YEARS OR OLDER:

AVERAGE SENTENCE FOR NEW COMMITMENTS:
(EXCLUDING LIFE SENTENCES)

AVERAGE TIME SERVED BY THOSE RELEASED:
(EXCLUDING LIFE SENTENCES)

THE THREE (3) MOST FREQUENTLY COMMITTED CRIMES FOR WHICH
INMATES ARE CURRENTLY SERVING TIME:

RACE AND SEX DISTRIBUTION:

PERCENTAGE WHITE

PERCENTAGE BLACK

PERCENTAGE OTHER

PERCENTAGE MALE

PERCENTAGE FEMALE

NUMBER OF INMATES SERVING LIFE

NUMBER OF INMATES SERVING LIFE (WITHOUT PAROLE)

NEW COMMITMENTS TO LIFE SENTENCES:

STATE RESPONSE:

31.7 YEARS

549 INMATES

6.2 YEARS

5.62 YEARS

A. BURGLARY

B. ARMED ROBBERY

C. MURDER

33.00%

67.00%

0.00%

94.00%

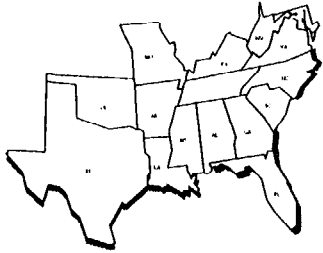
6.00%

5,901 INMATES

192 INMATES

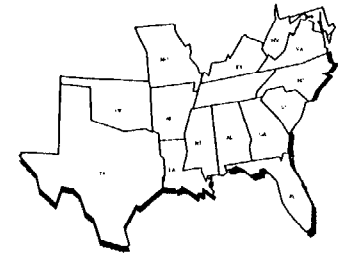
327 INMATES

GEORGIA



STATE CORRECTIONS PROFILE

SELECTED CHARACTERISTICS OF ADULT INMATES (AS OF JULY 1, 2000)



PROFILE QUESTION

INMATES SERVING DEATH SENTENCES:

INMATES EXECUTED IN FY 2000:

INMATES SERVING TWENTY (20) YEARS OR MORE:
INMATES THAT HAVE ALREADY SERVED TWENTY (20)
YEARS OF THEIR CURRENT SENTENCE:

INMATES ADMITTED WHO WERE PAROLE VIOLATORS:

INMATES RELEASED FROM CUSTODY IN FY 00 FOR THE FOLLOWING:

EXPIRATION OF SENTENCE

PAROLE

GOODTIME

PROBATION

DEATH

OTHER

TOTAL

METHOD IN WHICH "GOODTIME" IS CALCULATED:

IS MEDICAL-EARLY OR COMPASSIONATE RELEASE ALLOWED:
(ONLY THE BOARD OF PARDONS AND PAROLES MAY GRANT MEDICAL REPRIEVES.)

NUMBER OF INMATES RELEASED IN FY 2000 BASED ON THE ABOVE:

INMATES BETWEEN THE AGES OF 17 AND 20:

STATE RESPONSE:

125 INMATES

0 INMATES

5,911 INMATES

440 INMATES

3,459 INMATES

4,667 INMATES

11,053 INMATES

N/A

N/A

94 INMATES

N/A

15,814 INMATES

NO RESPONSE

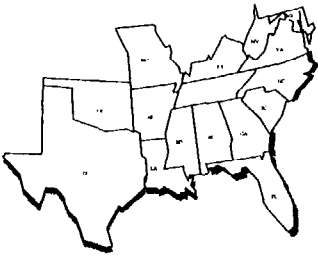
YES

N/A

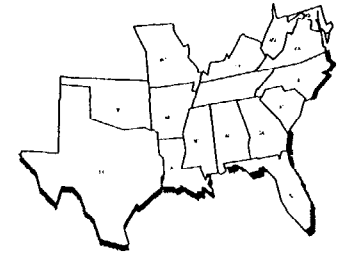
4,037 INMATES

GEORGIA

STATE CORRECTIONS PROFILE



SELECTED CHARACTERISTICS OF ADULT INMATES (HIV/AIDS AS OF JULY 1, 2000)



PROFILE QUESTION

STATE RESPONSE:

NUMBER OF AIDS CASES:

UNKNOWN

NUMBER OF INMATES TESTED FOR HIV ANTIBODIES

17,866 INMATES

TESTING OF INMATES BY CATEGORY:

ADMISSION

17,866 INMATES

RANDOM

N/A

INCIDENT

N/A

HIGH RISK GROUP

N/A

SYSTEMS FREQUENCY OF TESTING:

UPON ADMISSION; UPON REQUEST, OR
CLINICALLY INDICATED

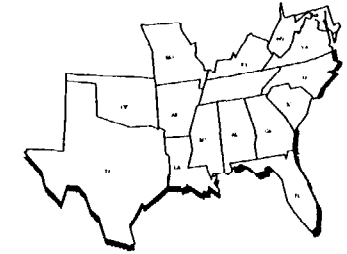
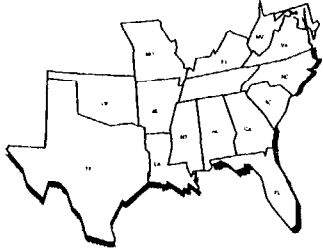
INMATES TESTING POSITIVE FOR HIV ANTIBODIES:

846 INMATES

THE GEORGIA DEPARTMENT OF CORRECTIONS DOES NOT ISOLATE HIV-INFECTED INMATES.
HOWEVER, A SMALL PRECENTAGE WHO ARE CONSIDERED SEXUAL PREDATORS ARE PLACED
IN SEPARATE HOUSING (~ < 10%)

GEORGIA

STATE CORRECTIONS PROFILE



METHODS OF RELIEVING OVERCROWDING

THE GEORGIA DEPARTMENT OF CORRECTIONS HAS ADDED A LARGE NUMBER OF BEDS, MORE THAN DOUBLING THEIR CAPACITY BETWEEN JULY 1987 AND JULY 2000, FROM 17,040 TO 44,464.

GEORGIA HAS ALSO ADOPTED A HIGHER-DENSITY DEFINITION OF "MAXIMUM OPERATING CAPACITY" BY DOUBLE-BUNKING AND USING DAY-ROOM SPACE IN SOME LOCATIONS.

ALSO, THE GEORGIA LEGISLATURE HAS EXCLUDED MISDEMEANANTS AND PROBATION TECHNICAL VIOLATORS FROM PRISON.

COURT ORDER REQUIREMENTS

THE GEORGIA DEPARTMENT OF CORRECTIONS IS CURRENTLY UNDER A FEDERAL COURT ORDER FOR THE YEAR ENDING JUNE 30, 2000.

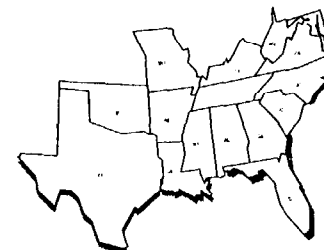
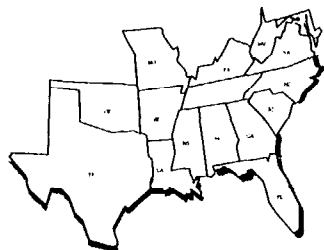
WILLIAMS VS. WHITWORTH, USDC, ND, CA, NO. 1:91, CV-179
REESE VS. EVANS, CA, USDC, ND, 782-1251

THE FEDERAL COURT ORDER REQUIRES A SET NUMBER OF INMATES AND A MINIMUM RATIO OF SECURITY OFFICERS TO INMATES AT ARRENDALE STATE PRISON.

GEORGIA

STATE CORRECTIONS PROFILE

STATE INITIATIVES



ELDERLY OR INFIRMED INMATES

GEORGIA'S ELDERLY/INFIRMED INMATES ARE HOUSED AT MEN'S STATE PRISON AND SOME AT THE PRISON HOSPITAL IN AUGUSTA. COSTS OF PROVIDING MEDICAL CARE FOR THIS POPULATION IS NOT SEPARATED OUT FROM ALL OTHER COSTS. THERE IS NO LEGISLATION ENACTED ADDRESSING THIS ISSUE. THE GEORGIA DEPARTMENT OF CORRECTIONS HAS CONDUCTED A STUDY OF CHRONICALLY ILL INMATES TO DETERMINE THE NUMBER OF INMATES AND THEIR MEDICAL AND ASSISTED LIVING NEEDS.

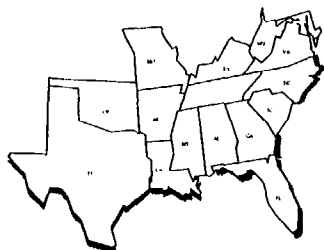
PRISON BASED SUBSTANCE ABUSE TREATMENT PROGRAMS

GEORGIA'S PRISON-BASED SUBSTANCE ABUSE TREATMENT PROGRAMS INVOLVE A CONTINUUM OF SUBSTANCE ABUSE SERVICES DESIGNED IN PROGRESSIVE PHASES: EDUCATION PHASE, INTERVENTION PHASE, PRE-RELEASE PHASE, AND AFTERCARE PHASE.

I) EDUCATION PHASE-A HOLISTIC OVERVIEW OF THE EFFECTS OF SUBSTANCE USE AND ABUSE. OFFERED TO ALL OFFENDERS. THE ANNUAL COST ASSOCIATED WITH PROVIDING THIS PROGRAM IS \$27,000 IN STATE FUNDS.

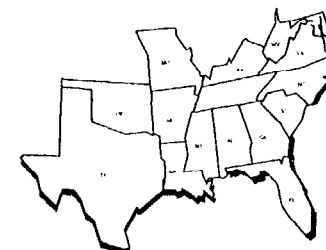
II) INTERVENTION PHASE-A PROGRESSIVE THREE TIER SYSTEM OF SERVICES THAT COVERS PERTINENT TOPICS INCLUDING, BUT NOT LIMITED TO RECOVERY CONCEPTS, COGNITIVE LEARNING, AND RELAPSE PREVENTION. THE COMPONENTS INCLUDE THE FOLLOWING: (A & B) SUBSTANCE ABUSE INTERVENTION PROGRAMS (SIP LEVELS 1 & 2). THESE ARE INDEPENDENT PSYCHO-EDUCATIONAL GROUPS FOR INMATES IDENTIFIED WITH LOW TO HIGH SUBSTANCE USE OR ABUSE PROBLEMS. EACH PROGRAM IS PROGRESSIVE IN NATURE AND IS INTENSIFIED WITH EACH LEVEL PROGRESSION. (C) PRISON SUBSTANCE ABUSE PREVENTION PROGRAM (PSAP) THIS IS A SHORT TERM (35 DAY) STRUCTURED RESIDENTIAL PROGRAM DESIGNED FOR INMATES WHO HAVE BEEN IDENTIFIED WITH A MODERATE TO HIGH SUBSTANCE USE OR ABUSE PROBLEM. THE ANNUAL COST ASSOCIATED WITH THIS PROGRAM IS \$39,360 IN STATE FUNDS.

GEORGIA



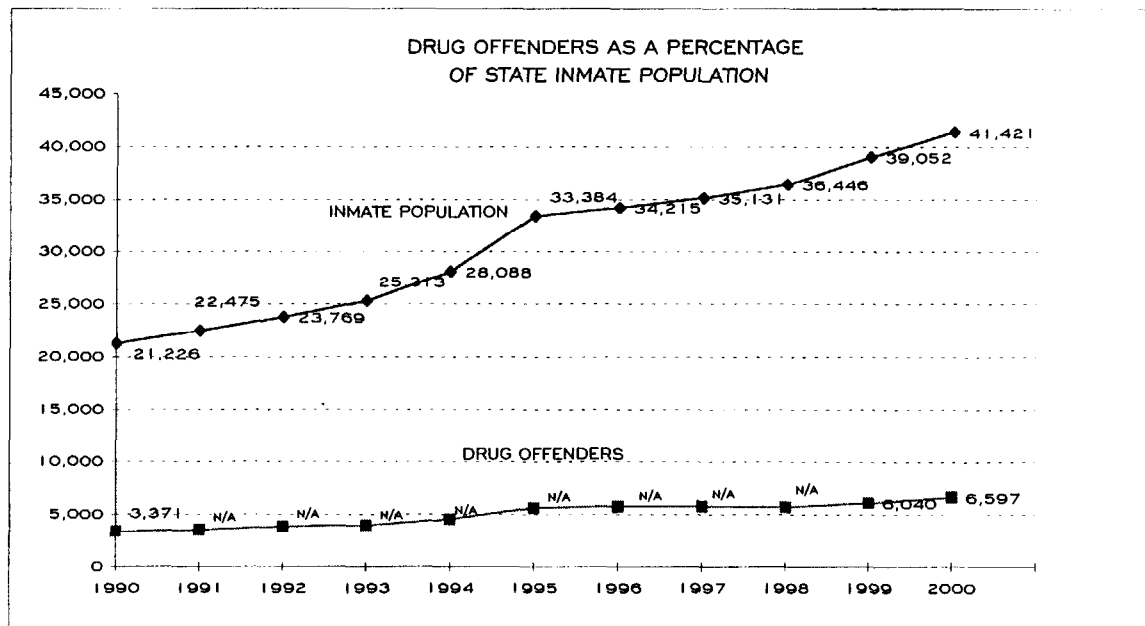
STATE CORRECTIONS PROFILE

STATE INITIATIVES (CONTINUED)



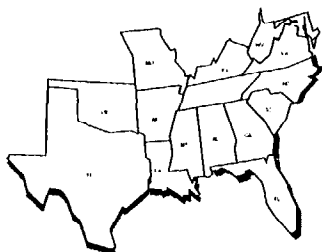
III) PRE-RELEASE PHASE/RESIDENTIAL SUBSTANCE ABUSE TREATMENT PROGRAM (RSAT). THIS IS AN INTENSIVE, STRUCTURED COMPREHENSIVE 6 MONTH RESIDENTIAL PROGRAM DESIGNED FOR CHRONIC AND POLYDRUG USING INMATES WHO ARE WITHIN 18 MONTHS OF RELEASE. THE ANNUAL COST OF THIS PROGRAM IS \$1,374,026 IN FEDERAL FUNDS.

IV) AFTERCARE PHASE-THE ACTUAL SERVICE PROVIDER IS THE GA BOARD OF PARDONS AND PAROLE. IT INVOLVES COLLABORATIVE LINKAGES WITH THE GA BOARD OF PARDONS AND PAROLES AND GDC AND COMMUNITY RESOURCES.



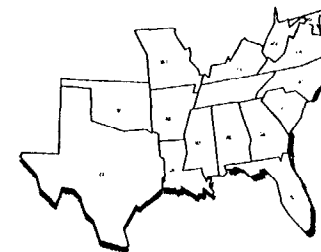
NOTE: THE NUMBER OF DRUG OFFENDERS RELATED TO THE TOTAL INMATE POPULATION FOR GEORGIA HAS REMAINED AT APPROXIMATELY 16% OVER THE LAST TEN YEARS.

GEORGIA



STATE CORRECTIONS PROFILE

SELECTED CHARACTERISTICS OF ADULT INMATES (AS OF JULY 1, 2000)



PROFILE QUESTION

AVERAGE AGE AT COMMITMENT:

TOTAL NUMBER OF INMATES 50 YEARS OR OLDER:

AVERAGE SENTENCE FOR NEW COMMITMENTS:
(EXCLUDING LIFE SENTENCES)

AVERAGE TIME SERVED BY THOSE RELEASED:
(EXCLUDING LIFE SENTENCES)

THE THREE (3) MOST FREQUENTLY COMMITTED CRIMES FOR WHICH
INMATES ARE CURRENTLY SERVING TIME:

RACE AND SEX DISTRIBUTION:

PERCENTAGE WHITE

PERCENTAGE BLACK

PERCENTAGE OTHER

PERCENTAGE MALE

PERCENTAGE FEMALE

NUMBER OF INMATES SERVING LIFE

NUMBER OF INMATES SERVING LIFE (WITHOUT PAROLE)

NEW COMMITMENTS TO LIFE SENTENCES:

STATE RESPONSE:

31.3 YEARS

1,173 INMATES

10.2 YEARS

1.4 YEARS

A. ROBBERY I

B. BURGLARY III

C. BURGLARY II

63.00%

36.00%

1.00%

93.00%

7.00%

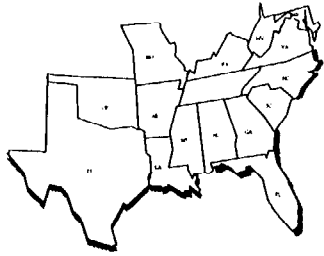
694 INMATES

11 INMATES

8 INMATES *

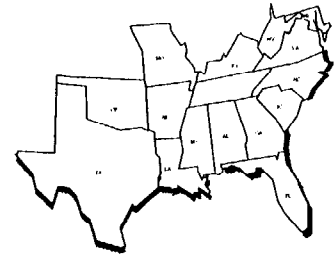
* FOR LIFE ONLY, NOT LIFE WITH PAROLE FOR 25 YRS.

KENTUCKY



STATE CORRECTIONS PROFILE

SELECTED CHARACTERISTICS OF ADULT INMATES (AS OF JULY 1, 2000)



PROFILE QUESTION

INMATES SERVING DEATH SENTENCES:

INMATES EXECUTED IN FY 2000:

INMATES SERVING TWENTY (20) YEARS OR MORE:
INMATES THAT HAVE ALREADY SERVED TWENTY (20)
YEARS OF THEIR CURRENT SENTENCE:

INMATES ADMITTED WHO WERE PAROLE VIOLATORS:

INMATES RELEASED FROM CUSTODY IN FY 00 FOR THE FOLLOWING:

EXPIRATION OF SENTENCE

PAROLE

GOODTIME

PROBATION

DEATH

OTHER

TOTAL

STATE RESPONSE:

39 INMATES

0

1,990 INMATES (EXCLUDING LIFE AND DEATH)

N/A

1,649 INMATES (INCLUDES NEW COMMITMENTS
AND TECHNICAL VIOLATORS)

3,588 INMATES

2,909 INMATES

0

1,131 INMATES

29 INMATES

275 INMATES

7,932 INMATES

METHOD IN WHICH "GOODTIME" IS CALCULATED:

NO RESPONSE

IS MEDICAL-EARLY OR COMPASSIONATE RELEASE ALLOWED:

YES

NUMBER OF INMATES RELEASED IN FY 2000 BASED ON THE ABOVE:

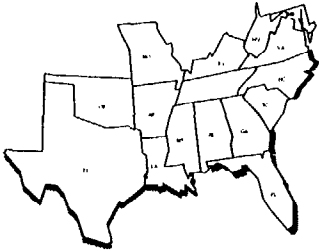
NO RESPONSE

INMATES BETWEEN THE AGES OF 17 AND 20:

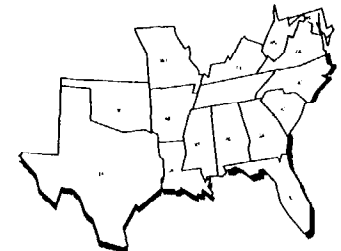
730 INMATES

KENTUCKY

STATE CORRECTIONS PROFILE



SELECTED CHARACTERISTICS OF ADULT INMATES (HIV/AIDS AS OF JULY 1, 2000)



PROFILE QUESTION

STATE RESPONSE:

NUMBER OF AIDS CASES:

89 INMATES

NUMBER OF INMATES TESTED FOR HIV ANTIBODIES

1,000 INMATES

TESTING OF INMATES BY CATEGORY:

ADMISSION

N/A

RANDOM

N/A

INCIDENT

N/A

HIGH RISK GROUP

N/A

SYSTEMS FREQUENCY OF TESTING:

N/A

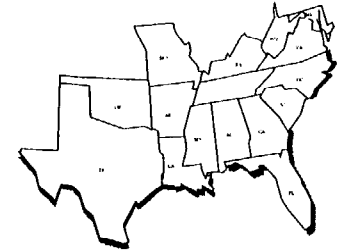
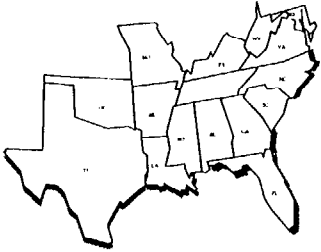
INMATES TESTING POSITIVE FOR HIV ANTIBODIES:

5 INMATES

THE KENTUCKY DEPARTMENT OF CORRECTIONS DOES NOT SEGREGATE OR ISOLATE
HIV-INFECTED INMATES.

KENTUCKY

STATE CORRECTIONS PROFILE



METHODS OF RELIEVING OVERCROWDING

IN AN EFFORT TO ALLEVIATE OVERCROWDING, KENTUCKY HAS CONTINUED TO CONSTRUCT NEW FACILITIES, CONTRACT FOR PRIVATE PRISON BEDS, DOUBLE BUNK INMATES WHERE POSSIBLE, AND HOUSE INMATES IN COUNTY JAILS. (KENTUCKY IS CURRENTLY UNDER CONTRACT FOR THREE (3) MINIMUM SECURITY PRIVATE PRISONS.)

COURT ORDER REQUIREMENTS

AS OF JUNE 30, 2000, THE KENTUCKY DEPARTMENT OF CORRECTIONS IS NOT UNDER A FEDERAL OR STATE COURT ORDER.

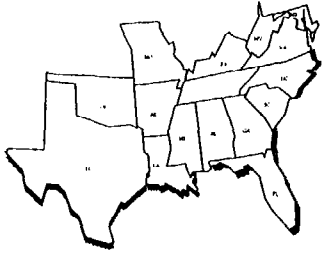
STATE INITIATIVES

ELDERLY OR INFIRMED INMATES

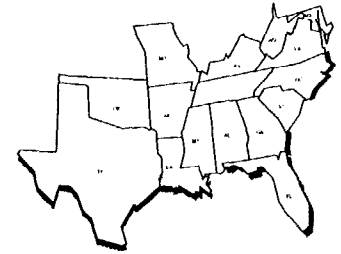
THE KENTUCKY DEPARTMENT OF CORRECTIONS HAS A NURSING HOME WING AND DORM FOR ELDERLY AND ELDERLY INFIRMED PERSONS WITH A TOTAL OF 88 BEDS. THESE TWO FACILITIES ARE ATTACHED TO EXISTING FACILITIES AND ARE FINANCED WITH STATE FUNDS. THE TOTAL COST OF THESE FACILITIES WAS NOT PROVIDED.

KENTUCKY

STATE CORRECTIONS PROFILE

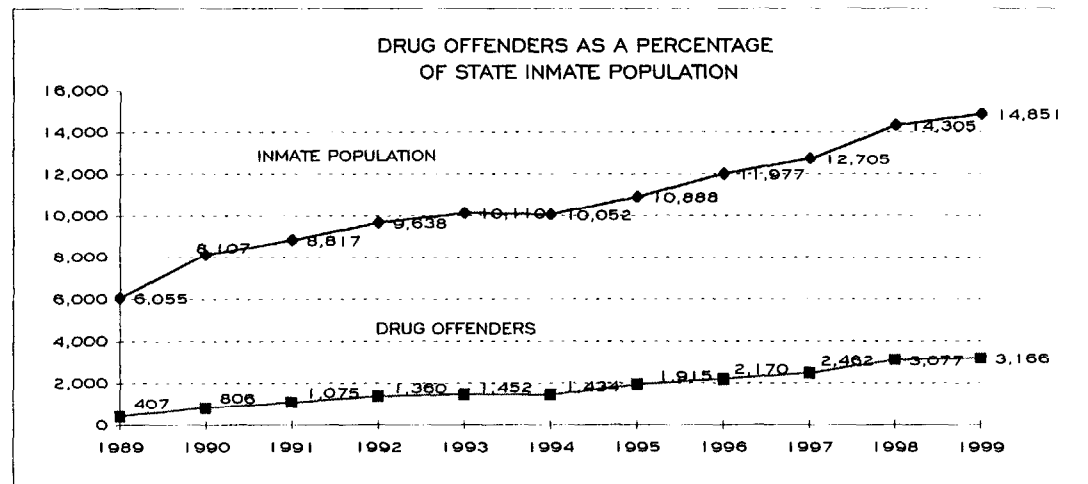


STATE INITIATIVES (CONTINUED)



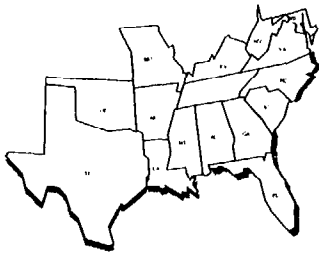
PRISON BASED SUBSTANCE ABUSE TREATMENT PROGRAMS

THE KENTUCKY DEPARTMENT OF CORRECTIONS HAS INDICATED THAT THEY PROVIDE TWO SUBSTANCE ABUSE PROGRAMS. ONE IS A 6 MONTH PROGRAM FOR INTENSIVE RESIDENTIAL SUBSTANCE ABUSE WHICH COSTS APPROXIMATELY \$288,000 IN STATE FUNDING. THIS PROGRAM IS DIVIDED INTO TWO CLASSES OF 100 EACH FOR A TOTAL OF 200 CLIENTS EACH YEAR. THE OTHER PROGRAM IS SCHEDULED FOR 4 TIMES A YEAR WITH 25 CLIENTS IN EACH CLASS. THIS PROGRAM PROVIDES FOR A SUBSTANCE ABUSE PROGRAM AS A MAJOR COMPONENT OF THE BOOT CAMP PROGRAM. THE ANNUAL STATE COST OF THIS PROGRAM IS APPROXIMATELY \$44,000.



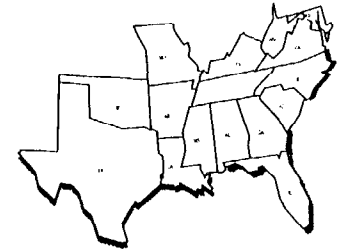
NOTE: THE NUMBER OF DRUG OFFENDERS RELATED TO THE TOTAL INMATE POPULATION FOR KENTUCKY HAS INCREASED FROM 6.72% IN 1989 TO 21.32% IN 1999.

KENTUCKY



STATE CORRECTIONS PROFILE

SELECTED CHARACTERISTICS OF ADULT INMATES (AS OF JULY 1, 2000)



PROFILE QUESTION

AVERAGE AGE AT COMMITMENT:

TOTAL NUMBER OF INMATES 50 YEARS OR OLDER:

AVERAGE SENTENCE FOR NEW COMMITMENTS:
(EXCLUDING LIFE SENTENCES)

AVERAGE TIME SERVED BY THOSE RELEASED:
(EXCLUDING LIFE SENTENCES)

THE THREE (3) MOST FREQUENTLY COMMITTED CRIMES FOR WHICH
INMATES ARE CURRENTLY SERVING TIME:

RACE AND SEX DISTRIBUTION:

PERCENTAGE WHITE

PERCENTAGE BLACK

PERCENTAGE OTHER

PERCENTAGE MALE

PERCENTAGE FEMALE

NUMBER OF INMATES SERVING LIFE

(IN A RULING MADE BY THE SUPREME COURT, INMATES SERVING LIFE ARE NO LONGER
ELIGIBLE FOR PAROLE IN LOUISIANA.)

NUMBER OF INMATES SERVING LIFE (WITHOUT PAROLE)

NEW COMMITMENTS TO LIFE SENTENCES:

STATE RESPONSE:

28.6 YEARS

729 INMATES

6.5 YEARS

3.0 YEARS

A. DRUG OFFENSES

B. ROBBERY

C. HOMICIDE

24.00%

75.90%

0.10%

92.70%

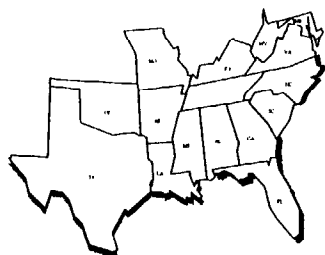
7.30%

0 INMATES

3,462 INMATES

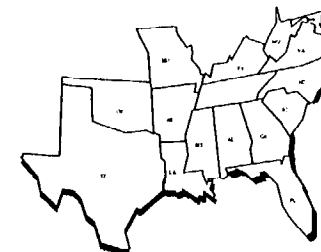
140 INMATES

LOUISIANA



STATE CORRECTIONS PROFILE

SELECTED CHARACTERISTICS OF ADULT INMATES (AS OF JULY 1, 2000)



PROFILE QUESTION

INMATES SERVING DEATH SENTENCES:

INMATES EXECUTED IN FY 2000:

INMATES SERVING TWENTY (20) YEARS OR MORE:
INMATES THAT HAVE ALREADY SERVED TWENTY (20)
YEARS OF THEIR CURRENT SENTENCE:

INMATES ADMITTED WHO WERE PAROLE VIOLATORS:

INMATES RELEASED FROM CUSTODY IN FY 2000 FOR THE FOLLOWING:

EXPIRATION OF SENTENCE

PAROLE

GOODTIME

PROBATION

DEATH

OTHER

TOTAL

STATE RESPONSE:

87 INMATES

1 INMATE

4,007 INMATES
301 INMATES

8,822 INMATES (1,095 NEW FELONY CONVICTIONS;
4,413 TECHNICAL VIOLATIONS; 3,314 WAIVERS)

635 INMATES

1,099 INMATES

11,709 INMATES

556 INMATES

84 INMATES

81 INMATES

14,164 INMATES

METHOD IN WHICH "GOODTIME" IS CALCULATED:

RELEASE OF ANY INMATE CONVICTED OF A CRIME COMMITTED PRIOR TO JULY 1982 AND GENERALLY CALCULATED AS
SERVING TWO-THIRDS OF THEIR SENTENCE.

IS MEDICAL-EARLY OR COMPASSIONATE RELEASE ALLOWED:

YES

NUMBER OF INMATES RELEASED IN FY 2000 BASED ON THE ABOVE:

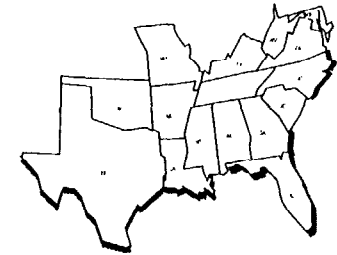
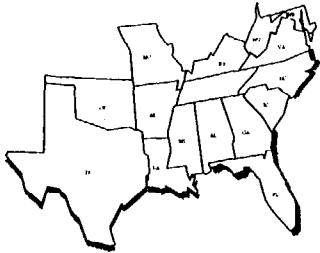
1 INMATE

INMATES BETWEEN THE AGES OF 17 AND 20:

1,983 INMATES

LOUISIANA

STATE CORRECTIONS PROFILE



SELECTED CHARACTERISTICS OF ADULT INMATES (HIV/AIDS AS OF JULY 1, 2000)

PROFILE QUESTION

STATE RESPONSE:

NUMBER OF AIDS CASES:

166 INMATES

NUMBER OF INMATES TESTED FOR HIV ANTIBODIES

N/A

TESTING OF INMATES BY CATEGORY:

ADMISSION

N/A

RANDOM

N/A

INCIDENT

N/A

HIGH RISK GROUP

N/A

SYSTEMS FREQUENCY OF TESTING:

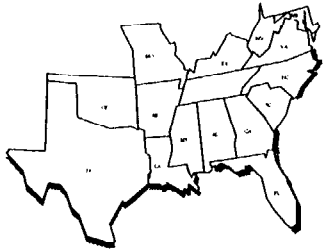
TESTING IS ADMINISTERED ON AN "AS NEEDED" BASIS.

INMATES TESTING POSITIVE FOR HIV ANTIBODIES:

512 INMATES

THE LOUISIANA DEPARTMENT OF CORRECTIONS DOES NOT SEGREGATE OR ISOLATE
HIV-INFECTED INMATES.

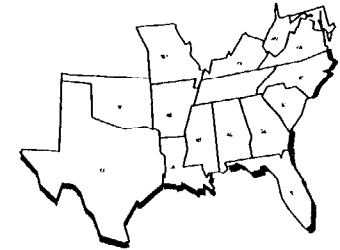
LOUISIANA



STATE CORRECTIONS PROFILE

METHODS OF RELIEVING OVERCROWDING

THE LOUISIANA DEPARTMENT OF CORRECTIONS HAS ADDRESSED SYSTEM GROWTH BY UTILIZING CURRENT AND ANTICIPATED FEDERAL FUNDING FOR CONSTRUCTION OF NEW BEDS AND RENOVATION OF CERTAIN EXISTING HOUSING UNITS (WITH 10% MATCHING STATE FUNDS) AS AUTHORIZED UNDER THE VIOLENT CRIME CONTROL AND LAW ENFORCEMENT ACT OF 1994. THESE FUNDS ARE DEDICATED TO PROVIDE FOR INCREASING CAPACITIES OF FACILITIES. UNDER THESE FUNDS, AS WELL AS THROUGH OTHER AUTHORIZED APPROPRIATIONS, THE LADOC EXPECTS TO INCREASE POPULATION (OVER A FOUR-YEAR PERIOD) BY 3,466 STATE BEDS. A 20% INCREASE IN BEDS AT THE LOCAL LEVEL IS PLANNED THROUGH 2002 (FOR HOUSING STATE INMATES).



COURT ORDER REQUIREMENTS

THE LOUISIANA DEPARTMENT OF CORRECTIONS IS NOT UNDER A FEDERAL OR STATE COURT ORDER AS OF JUNE 30, 2000.

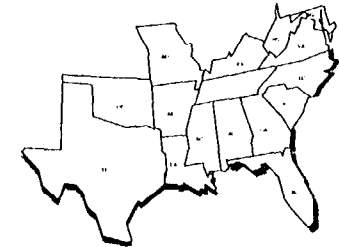
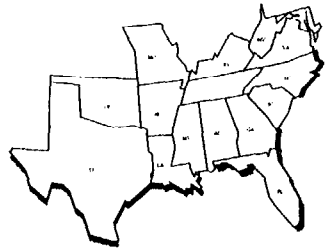
STATE INITIATIVES

ELDERLY OR INFIRMED INMATES

THE NUMBER OF SPECIAL NEEDS INMATES RESIDING IN THE POPULATION AND ENTERING PRISON HAS INCREASED OVER THE YEARS. MORE INMATES NOW ARRIVE WITH IMMUNOLOGICAL DEFICIENCIES AND OTHER CONTAGIOUS CONDITIONS, RENAL DISEASE AND OTHER SERIOUS HEALTH CONDITIONS. THE COMBINATION OF LONGER SENTENCES AND MORE LIMITED ELIGIBILITY FOR DIMINUTION OF SENTENCE WILL CAUSE THE NUMBER OF SPECIAL NEEDS INMATES IN THE POPULATION TO CONTINUE TO RISE.

LOUISIANA

STATE CORRECTIONS PROFILE



STATE INITIATIVES (CONTINUED)

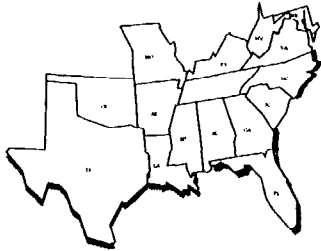
ELDERLY OR INFIRM INMATES (CONTINUED)

WHILE THESE INMATES ARE GENERALLY SCATTERED THROUGHOUT THE SYSTEM, YEARS OF POURING MAXIMUM CUSTODY INMATES WITH LONG SENTENCES INTO THE LOUISIANA STATE PENITENTIARY (LSP) RESULTED IN LSP HAVING A SIGNIFICANT NUMBER OF INMATES WITH SPECIAL NEEDS. DURING THE LAST SEVERAL YEARS, STEPS HAVE BEEN TAKEN TO SPREAD THESE SPECIAL POPULATIONS INTO OTHER INSTITUTIONS DUE, IN PART, TO CONTINUED CHALLENGES WITH RECRUITING AND RETAINING A SUFFICIENT NUMBER OF MEDICAL PERSONNEL AT LSP. LSP DOES MAINTAIN A 120-BED SKILLED NURSING UNIT FOR ELDERLY AND INFIRM INMATES, WHICH INCLUDES A HOSPICE PROGRAM.

THE DR. MARTIN L. FORCHT, JR. CLINICAL TREATMENT UNIT, A DIVISION OF DAVID WADE CORRECTIONAL CENTER, IS LOCATED IN RURAL, SOUTHERN CADDO PARISH. THE FACILITY'S LOCATION ALLOWS EASY ACCESS TO THE LSU HEALTH SCIENCES CENTER AND OTHER SPECIALTY SERVICES WHICH ARE LOCATED IN THE AREA. THE FACILITY ALSO FUNCTIONS AS A RECEPTION AND DIAGNOSTIC CENTER FOR NORTH LOUISIANA PARISHES. THE FACILITY OPENED IN OCTOBER 1996 AND CONTINUES TO BE UNDER RENOVATION AT THIS TIME. INMATE LABOR HAS BEEN UTILIZED IN THE RENOVATIONS EXCEPT WHERE LICENSED CONTRACTORS ARE REQUIRED. A FEDERAL VOI/TIS GRANT WAS OBTAINED WHICH FUNDED NINETY PERCENT OF THE RENOVATIONS WITH THE STATE MATCHING THE OTHER TEN PERCENT. THE UNIT CURRENTLY HOUSES A CAPACITY OF 358 INMATES. A NEW MEDICAL BUILDING HAS BEEN REQUESTED THROUGH CAPITAL OUTLAY FUNDS. RENOVATIONS TO ANOTHER CELLBLOCK UNIT ARE EXPECTED TO BE COMPLETED IN LATE 2000 AND A NEWLY RENOVATED KITCHEN WITH A PROJECTED COMPLETION IN EARLY 2001. UPON COMPLETION OF THE RENOVATIONS AND THE NEW MEDICAL BUILDING, THE FACILITY WILL HOUSE APPROXIMATELY 602 INMATES WITH THE MAJORITY BEING AGED AND INFIRM.

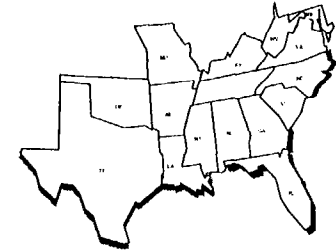
LOUISIANA

STATE CORRECTIONS PROFILE



STATE INITIATIVES (CONTINUED)

MEDICAL AND PSYCHIATRIC CARE WILL BE STRENGTHENED THROUGH CENTRALIZATION OF THESE SERVICES AT ELAYN HUNT CORRECTIONAL CENTER (EHCC). AS A FIRST STEP IN THIS PROCESS, INMATES AND SUPPORT STAFF FROM LSP'S CLINICAL TREATMENT UNIT II WERE TRANSFERRED TO EHCC. ADDITIONALLY, A SKILLED NURSING/MENTAL HEALTH/AIDS-HIV UNIT IS PLANNED. IT WILL PROVIDE 600-700 BEDS AND DELIVER ACUTE AND CHRONIC MEDICAL AND MENTAL HEALTH CARE. THE FACILITY WILL INCLUDE NEW CLINICAL AREAS AND INPATIENT HOUSING UNITS DESIGNED TO PROVIDE FOR CORRECTIONS' SHORT AND LONG-TERM HEALTH CARE NEEDS FOR NON-HOSPITAL SERVICES SUCH AS EMERGENCY CARE, FREQUENT MEDICAL MONITORING, LONG-TERM SKILLED NURSING HOME CARE, AND HOSPICE CARE AND WILL SUPPLEMENT THE SERVICES PROVIDED BY THE LOUISIANA STATE UNIVERSITY HEALTH CARE SERVICES DIVISION.

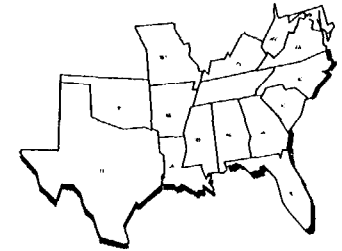
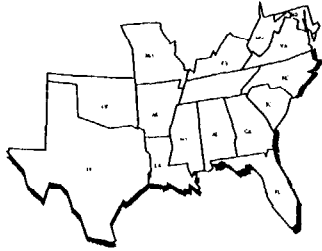


PRISON BASED SUBSTANCE ABUSE TREATMENT PROGRAMS

THE LOUISIANA DEPARTMENT OF CORRECTIONS HAS INDICATED THAT APPROXIMATELY 75% OF ALL ADULT INMATES COMMITTED TO STATE CUSTODY HAVE SOME LEVEL OF SUBSTANCE ABUSE HISTORY. THE DEPARTMENT OF CORRECTIONS WAS AWARDED FUNDING FROM THE FEDERAL RESIDENTIAL SUBSTANCE ABUSE TREATMENT (RSAT) FOR STATE PRISONERS GRANT PROGRAM. TWO (2) RSAT PROGRAMS WILL BE OPERATED THROUGH THIS FUNDING. ONE IS OPERATING AT THE CONCORDIA PARISH DETENTION FACILITY AND THE SECOND WILL BE OPERATING AT ELAYN HUNT CORRECTIONAL CENTER. THROUGH THE RSAT PROGRAM INMATES WILL RECEIVE 6-12 MONTHS OF SUBSTANCE ABUSE TREATMENT IN FACILITIES SET APART FROM THE GENERAL CORRECTIONAL POPULATION. IN ADDITION TO ADDRESSING THE SUBSTANCE ABUSE PROBLEMS OF THE INMATE, THE PROGRAM IS INTENDED TO DEVELOP THE INMATES' COGNITIVE, BEHAVIORAL, SOCIAL, VOCATIONAL, AND OTHER SKILLS TO SOLVE THE SUBSTANCE ABUSE AND RELATED PROBLEMS. CONTINUED DRUG AND ALCOHOL SCREENING AFTER RELEASE IS REQUIRED.

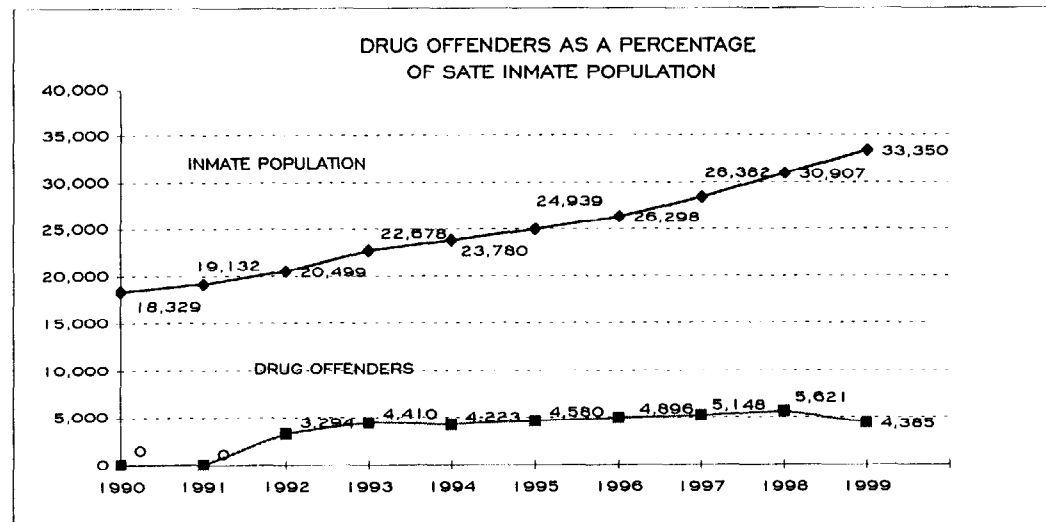
LOUISIANA

STATE CORRECTIONS PROFILE



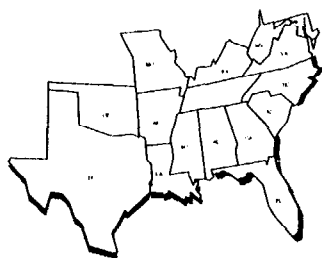
STATE INITIATIVES (CONTINUED)

DUE TO STATE FUNDING BUDGET CUTS, THE BLUE WALTERS SUBSTANCE ABUSE PROGRAM AT DIXON CORRECTIONAL INSTITUTE HAS BEEN ELIMINATED. INMATES WHO ARE ELIGIBLE FOR THE PROGRAM WILL NOW BE SENT TO ORLEANS PARISH CRIMINAL SHERIFF'S SUBSTANCE ABUSE TREATMENT PROGRAM.



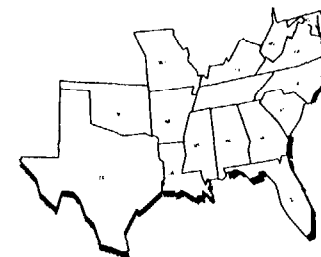
NOTE: THE NUMBER OF DRUG OFFENDERS RELATED TO THE TOTAL INMATE POPULATION FOR LOUISIANA HAS DECREASED FROM 16.07% IN 1992 TO 13.15% IN 1999. (PREVIOUS YEARS INFORMATION IS NOT AVAILABLE.)

LOUISIANA



STATE CORRECTIONS PROFILE

SELECTED CHARACTERISTICS OF ADULT INMATES (AS OF JULY 1, 2000)



PROFILE QUESTION

AVERAGE AGE AT COMMITMENT:

TOTAL NUMBER OF INMATES 50 YEARS OR OLDER:

AVERAGE SENTENCE FOR NEW COMMITMENTS:
(EXCLUDING LIFE SENTENCES)

AVERAGE TIME SERVED BY THOSE RELEASED:
(EXCLUDING LIFE SENTENCES)

THE THREE (3) MOST FREQUENTLY COMMITTED CRIMES FOR WHICH
INMATES ARE CURRENTLY SERVING TIME:

RACE AND SEX DISTRIBUTION:

PERCENTAGE WHITE

PERCENTAGE BLACK

PERCENTAGE OTHER

PERCENTAGE MALE

PERCENTAGE FEMALE

NUMBER OF INMATES SERVING LIFE

NUMBER OF INMATES SERVING LIFE (WITHOUT PAROLE)

NEW COMMITMENTS TO LIFE SENTENCES:

STATE RESPONSE:

29.5 YEARS

1,509 INMATES

3.7 YEARS

1.5 YEARS

A. DRUGS

B. MURDER

C. ROBBERY

22.00%

78.00%

0.00%

95.00%

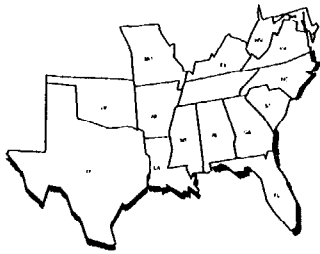
5.00%

1,887

195

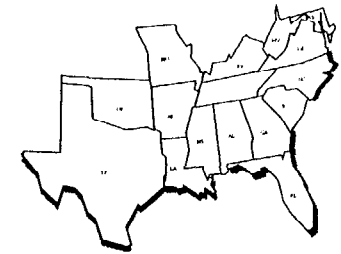
80 INMATES

MARYLAND



STATE CORRECTIONS PROFILE

SELECTED CHARACTERISTICS OF ADULT INMATES (AS OF JULY 1, 2000)



PROFILE QUESTION

INMATES SERVING DEATH SENTENCES:

INMATES EXECUTED IN FY 2000:

INMATES SERVING TWENTY (20) YEARS OR MORE:
INMATES THAT HAVE ALREADY SERVED TWENTY (20)
YEARS OF THEIR CURRENT SENTENCE:

INMATES ADMITTED WHO WERE PAROLE VIOLATORS:

INMATES RELEASED FROM CUSTODY IN FY 00 FOR THE FOLLOWING:

EXPIRATION OF SENTENCE

PAROLE

GOODTIME

PROBATION

DEATH

OTHER

TOTAL

STATE RESPONSE:

15 INMATES

NONE

7,013 INMATES

1,652 INMATES

N/A

5,445 INMATES

3,205 INMATES

6,669 INMATES

N/A INMATES

46 INMATES

448 INMATES

15,813 INMATES

METHOD IN WHICH "GOODTIME" IS CALCULATED:

NO RESPONSE

IS MEDICAL-EARLY OR COMPASSIONATE RELEASE ALLOWED:

YES

SINCE 1991, MARYLAND HAS ALLOWED INMATES WITH SERIOUS MEDICAL PROBLEMS TO BE RELEASED THROUGH THE MEDICAL PAROLE PROGRAM. INMATES WHO ARE GRANTED MEDICAL PAROLE HAVE SERIOUS MEDICAL PROBLEMS AND NO LONGER PRESENT ANY RISK TO PUBLIC SAFETY.

NUMBER OF INMATES RELEASED IN FY 2000 BASED ON THE ABOVE:

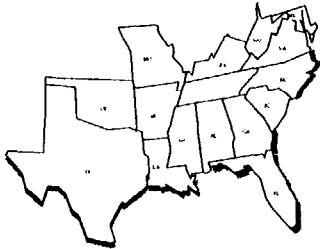
13 INMATES

INMATES BETWEEN THE AGES OF 17 AND 20:

1,239 INMATES

MARYLAND

STATE CORRECTIONS PROFILE



SELECTED CHARACTERISTICS OF ADULT INMATES (HIV/AIDS AS OF JULY 1, 2000)

PROFILE QUESTION

NUMBER OF AIDS CASES:

NUMBER OF INMATES TESTED FOR HIV ANTIBODIES

TESTING OF INMATES BY CATEGORY:

ADMISSION

RANDOM

INCIDENT

HIGH RISK GROUP

SYSTEMS FREQUENCY OF TESTING:

INMATES TESTING POSITIVE FOR HIV ANTIBODIES:

THE MARYLAND DIVISION OF CORRECTIONS DOES NOT SEGREGATE OR ISOLATE HIV-INFECTED INMATES.

STATE RESPONSE:

225 INMATES

6650 INMATES

4,658 INMATES

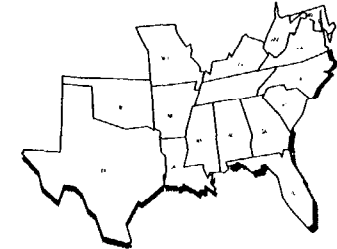
N/A

33 INMATES

N/A

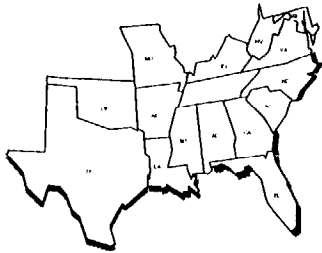
1/3 OF ADMISSIONS AND 8% OF STANDING POP.
OR ABOUT 41% OVERALL

925 INMATES



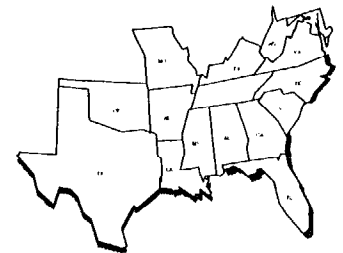
MARYLAND

STATE CORRECTIONS PROFILE



METHODS OF RELIEVING OVERCROWDING

THE MARYLAND DIVISION OF CORRECTIONS HAS PLANS FOR A 512 CELL MAXIMUM FACILITY INSTITUTION ADJACENT TO THE WESTERN CORRECTIONAL INSTITUTION. ADDITIONAL FACILITIES TO RELIEVE OVERCROWDING INCLUDE: THE HERMAN L. TOULSON CORRECTIONAL BOOT-CAMP, THE 550 CAPACITY HOME DETENTION UNIT, AND REMEDIAL DRUG PROGRAMS INCLUDING RSAT AND ROTC.



COURT ORDER REQUIREMENTS

THE MARYLAND DIVISION OF CORRECTIONS IS NOT CURRENTLY UNDER A FEDERAL OR STATE COURT ORDER DURING THE YEAR ENDING JUNE 30, 2000.

STATE INITIATIVES

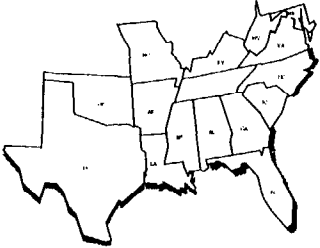
ELDERLY OR INFIRMED INMATES

OLDER INMATES ARE HOUSED IN SEVERAL FACILITIES, USUALLY ONES THAT HAVE IN-PATIENT INFIRMARIES NEARBY. THEY ARE, HOWEVER, MAINSTREAMED. THE FACILITIES WHERE THEY ARE "COLLECTED" HAVE GENERALLY HOUSED THEM TOGETHER. THERE IS NO SPECIAL PROGRAMMING AS YET, EXCEPT FOR A SUPPORT GROUP AT ONE FACILITY AND A HOSPICE PROGRAM FOR THE TERMINALLY ILL. THUS THERE ARE NO SPECIAL HOUSING COSTS, THOUGH MEDICAL COSTS ARE ABOUT TWICE THE AVERAGE. THERE HAS BEEN NO SPECIAL LEGISLATION ADDRESSING THIS ISSUE.

MARYLAND

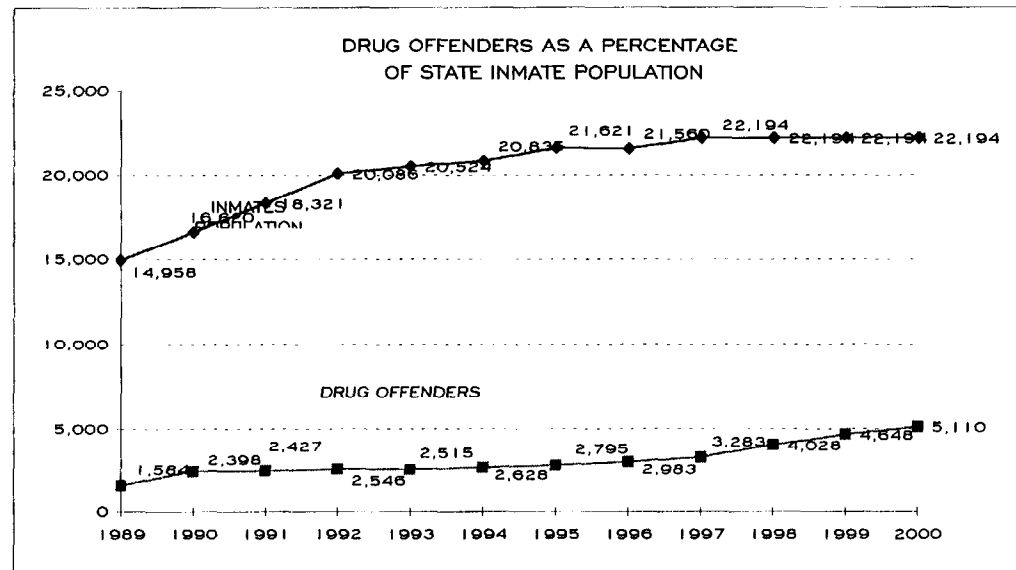
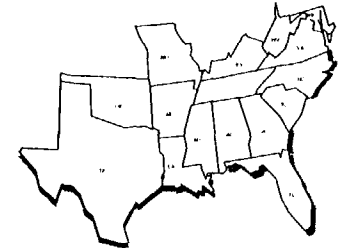
STATE CORRECTIONS PROFILE

STATE INITIATIVES (CONTINUED)



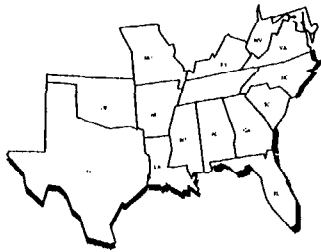
PRISON BASED SUBSTANCE ABUSE TREATMENT PROGRAMS

THERE ARE SEVERAL SUBSTANCE ABUSE TREATMENT PROGRAMS RANGING FROM A SIX MONTH THERAPEUTIC PROGRAM TO AA AND NA GROUPS (HELD IN VERY FACILITY). THE 6 MONTH PROGRAM IS FUNDED BY A FEDERAL GRANT. ANOTHER FEDERAL GRANT PROGRAM ADDRESSES DRUG FREE PRISONS. SUBSTANCE ABUSE EDUCATION AND RECOVERY GROUPS OCCUR IN ALL MEDIUM SECURITY FACILITIES. THERE IS A 6 WEEK PROGRAM FOR PAROLE VIOLATORS AND OTHERS NEARING RELEASE, DIVERTING MANY FROM LONGER SENTENCES. THE CORRECTIONAL BOOT CAMP OFFERS SIX MONTHS OF SUBSTANCE ABUSE TREATMENT AND ADDITIONAL SERVICES FOR THOSE WITH THE MOST SERIOUS PROBLEMS.



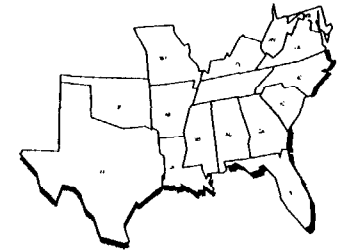
NOTE: THE NUMBER OF DRUG OFFENDERS RELATED TO THE TOTAL INMATE POPULATION FOR MARYLAND HAS INCREASED FROM 10.59% IN 1989 TO 23.02% IN 2000.

MARYLAND



STATE CORRECTIONS PROFILE

SELECTED CHARACTERISTICS OF ADULT INMATES (AS OF JULY 1, 2000)



PROFILE QUESTION

AVERAGE AGE AT COMMITMENT:

TOTAL NUMBER OF INMATES 50 YEARS OR OLDER:

AVERAGE SENTENCE FOR NEW COMMITMENTS:
(EXCLUDING LIFE SENTENCES)

AVERAGE TIME SERVED BY THOSE RELEASED:
(EXCLUDING LIFE SENTENCES)

THE THREE (3) MOST FREQUENTLY COMMITTED CRIMES FOR WHICH
INMATES ARE CURRENTLY SERVING TIME:

RACE AND SEX DISTRIBUTION:

PERCENTAGE WHITE

PERCENTAGE BLACK

PERCENTAGE OTHER

PERCENTAGE MALE

PERCENTAGE FEMALE

NUMBER OF INMATES SERVING LIFE

NUMBER OF INMATES SERVING LIFE (WITHOUT PAROLE)

NEW COMMITMENTS TO LIFE SENTENCES:

STATE RESPONSE:

29.99 YEARS

279 INMATES

4.58 YEARS

2.29 YEARS

A. DRUGS

B. BURGLARY

C. ARMED ROBBERY

25.70%

73.80%

0.50%

92.10%

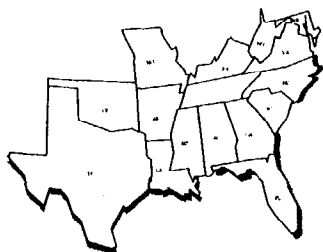
7.90%

1,666 INMATES

245 INMATES

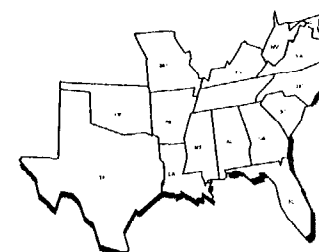
77 INMATES

MISSISSIPPI



STATE CORRECTIONS PROFILE

SELECTED CHARACTERISTICS OF ADULT INMATES (AS OF JULY 1, 2000)



PROFILE QUESTION

INMATES SERVING DEATH SENTENCES:

INMATES EXECUTED IN FY 2000:

INMATES SERVING TWENTY (20) YEARS OR MORE:

INMATES THAT HAVE ALREADY SERVED TWENTY (20)
YEARS OF THEIR CURRENT SENTENCE:

INMATES ADMITTED WHO WERE PAROLE VIOLATORS:

INMATES RELEASED FROM CUSTODY IN FY 00 FOR THE FOLLOWING:

EXPIRATION OF SENTENCE

PAROLE

GOODTIME

PROBATION

DEATH

OTHER

TOTAL

METHOD IN WHICH "GOODTIME" IS CALCULATED:

IS MEDICAL-EARLY OR COMPASSIONATE RELEASE ALLOWED:

NUMBER OF INMATES RELEASED IN FY 2000 BASED ON THE ABOVE:

INMATES BETWEEN THE AGES OF 17 AND 20:

STATE RESPONSE:

62 INMATES

0 INMATES

2,317 INMATES

326 INMATES

66 INMATES

1,287 INMATES

377 INMATES

2,292 INMATES

1,456 INMATES

37 INMATES

633 INMATES

6,082 INMATES

NO RESPONSE

YES

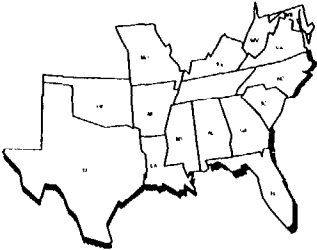
5 INMATES

804 INMATES

MISSISSIPPI

STATE CORRECTIONS PROFILE

SELECTED CHARACTERISTICS OF ADULT INMATES (HIV/AIDS AS OF JULY 1, 2000)



PROFILE QUESTION

NUMBER OF AIDS CASES:

NUMBER OF INMATES TESTED FOR HIV ANTIBODIES

TESTING OF INMATES BY CATEGORY:

ADMISSION

RANDOM

INCIDENT

HIGH RISK GROUP

SYSTEMS FREQUENCY OF TESTING:

INMATES TESTING POSITIVE FOR HIV ANTIBODIES:

THE MISSISSIPPI DEPARTMENT OF CORRECTIONS HAS INDICATED THAT SEGREGATION BY CLASSIFICATION IS A CHOICE MADE BY ADMINISTRATION FOR CLASSIFICATION PURPOSES FOR HIV-INFECTED INMATES.

METHODS OF RELIEVING OVERCROWDING

THE 1994 SPECIAL SESSION OF THE MISSISSIPPI STATE LEGISLATURE PASSED SENATE BILL 2005, WHICH AUTHORIZED THE CREATION OF THE SPECM BOARD. THIS BODY WAS CHARGED WITH THE TASK TO REDUCE THE OVERCROWDED CONDITIONS IN THE MISSISSIPPI DEPARTMENT OF CORRECTIONS. SINCE THAT TIME 8,431 NEW PRISON BEDS HAVE BEEN CONSTRUCTED. FOUR NEW PRIVATE PRISONS HAVE BEEN CONSTRUCTED ADDING 3,350 NEW BEDS. ADDITIONALLY, SIX REGIONAL COUNTY JAILS HAVE OPENED WHICH EACH HOUSE 250 STATE INMATES. THREE OTHERS ARE CURRENTLY UNDER CONSTRUCTION AND ARE SCHEDULED FOR COMPLETION IN JUNE 2000. A MEDICAL RELEASE PROGRAM WAS IMPLEMENTED BUT HAS SINCE BEEN ELIMINATED. A HOUSE ARREST PROGRAM WAS ALSO IMPLEMENTED AS AN ALTERNATIVE TO INCARCERATION, WHICH FREES UP BED SPACE TO HELP ALLEVIATE OVERCROWDING CONDITIONS.

MISSISSIPPI

STATE RESPONSE:

22 INMATES

N/A

95 % OF INMATES

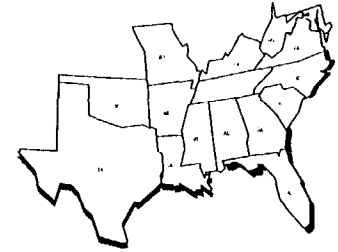
< 1 % OF INMATES

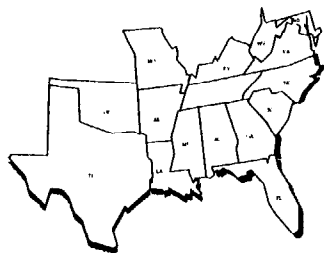
< 1 % OF INMATES

AS ORDERED BY MD

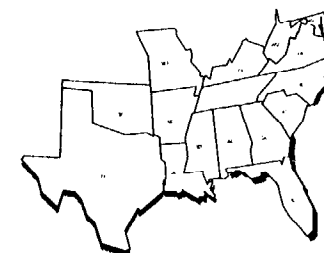
ADMISSION, AS NEEDED

205 INMATES





STATE CORRECTIONS PROFILE



COURT ORDER REQUIREMENTS

THE MISSISSIPPI DEPARTMENT OF CORRECTIONS HAS BEEN UNDER A FEDERAL COURT ORDER SINCE 1985 THAT REQUIRES A SET NUMBER OF INMATES PER INSTITUTION.

STATE INITIATIVES

ELDERLY AND INFIRM INMATES

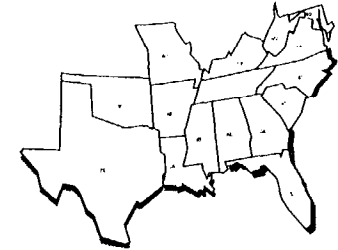
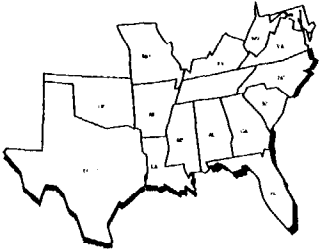
THE MISSISSIPPI DEPARTMENT OF CORRECTIONS IS CURRENTLY EXPERIENCING AN INCREASE IN NUMBERS OF INMATES WHO WOULD BE CLASSED AS ELDERLY/INFIRM-THOSE PERSONS OVER 50 YEARS OF AGE AND THOSE WITH CHRONIC AND DISABLING DISEASE PROCESSES. IN ORDER TO ADDRESS THIS ISSUE, MDOC HAS HAD A LONG-STANDING POLICY OF MANDATORY PHYSICAL EVALUATION AND EXAMINATION FOR INMATES OVER 50 YEARS OF AGE. IN THE CASE OF PERSONS WITH CHRONIC DISEASES, MDOC PROVIDES CHRONIC CARE CLINICS FOR DIABETES, SEIZURES, HEART DISEASE AND HYPERTENSION, LUNG DISEASES AND ORTHOPEDICS. THE MDOC ALSO PROVIDES DISABILITY HOUSING FOR THOSE INMATES NEEDING PHYSICAL/MEDICAL/NURSING HELP OR SPECIALIZED EQUIPMENT.

MDOC HAS NO CURRENT MEASUREMENT TOOL IN USE TO DETERMINE THE COSTS ASSOCIATED WITH THE ELDER POPULATION, NOR HAS ANY LEGISLATION BEEN PASSED ON THIS ISSUE. THESE ARE ISSUES THAT WILL BE ADDRESSED IN THE FUTURE, AS MDOC HAS REALIZED THE NEED TO TRACT HEALTH CARE COSTS.

MISSISSIPPI

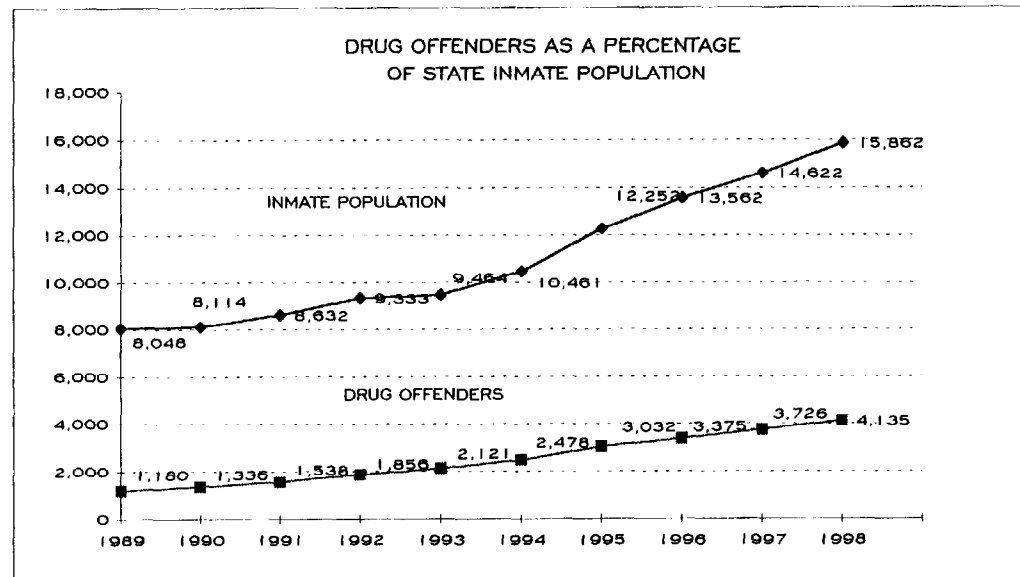
STATE CORRECTIONS PROFILE

STATE INITIATIVES



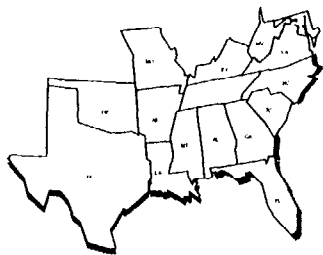
PRISON BASED SUBSTANCE ABUSE TREATMENT PROGRAMS

THERE IS A COMMUNITY BASED MINIMUM SECURITY FACILITY DESIGNED TO PROVIDE GRADUAL SYSTEMATIC REINTRODUCTION OF AN OFFENDER INTO COMMUNITY LIFE BY PROVIDING OPPORTUNITIES TO IMPROVE THEIR LIFE COPING SKILLS, EDUCATIONAL SKILLS, JOB DEVELOPMENT AND ALCOHOL AND DRUG REHABILITATION, AND AT THE SAME TIME PROVIDE AN ALTERNATIVE SOURCE OF LABOR FOR OTHER STATE AGENCIES AND LOCAL GOVERNMENTS. RSAT FUNDING IN 1999 TOTALLED \$511,245 OF WHICH MDOC CONTRIBUTED \$127,811.



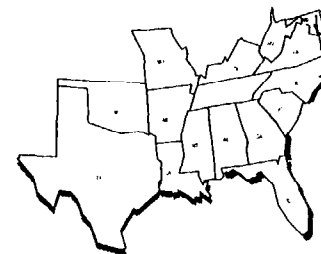
NOTE: THE NUMBER OF DRUG OFFENDERS RELATED TO THE TOTAL INMATE POPULATION FOR MISSISSIPPI HAS INCREASED FROM 14.66% IN 1989 TO 26.07% IN 1998.

MISSISSIPPI



STATE CORRECTIONS PROFILE

SELECTED CHARACTERISTICS OF ADULT INMATES (AS OF JULY 1, 2000)



PROFILE QUESTION

AVERAGE AGE AT COMMITMENT:

TOTAL NUMBER OF INMATES 50 YEARS OR OLDER:

AVERAGE SENTENCE FOR NEW COMMITMENTS:
(EXCLUDING LIFE SENTENCES)

AVERAGE TIME SERVED BY THOSE RELEASED:
(EXCLUDING LIFE SENTENCES)

THE THREE (3) MOST FREQUENTLY COMMITTED CRIMES FOR WHICH
INMATES ARE CURRENTLY SERVING TIME:

RACE AND SEX DISTRIBUTION:

PERCENTAGE WHITE

PERCENTAGE BLACK

PERCENTAGE OTHER

PERCENTAGE MALE

PERCENTAGE FEMALE

NUMBER OF INMATES SERVING LIFE

NUMBER OF INMATES SERVING LIFE (WITHOUT PAROLE)

NEW COMMITMENTS TO LIFE SENTENCES:

STATE RESPONSE:

32.01 YEARS

390 INMATES

5 YEARS

2.85 YEARS

A. DANGEROUS DRUGS

B. ROBBERY

C. HOMICIDE

55.50%

43.90%

0.60%

92.40%

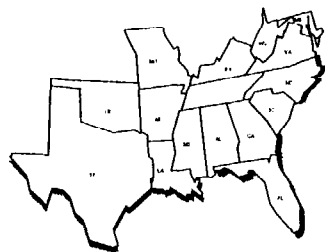
7.60%

2,406 INMATES

598 INMATES

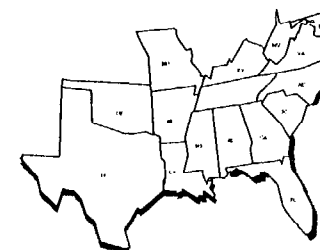
89 INMATES

MISSOURI



STATE CORRECTIONS PROFILE

SELECTED CHARACTERISTICS OF ADULT INMATES (AS OF JULY 1, 2000)



PROFILE QUESTION

INMATES SERVING DEATH SENTENCES:

INMATES EXECUTED IN FY 2000:

INMATES SERVING TWENTY (20) YEARS OR MORE:

INMATES THAT HAVE ALREADY SERVED TWENTY (20)

YEARS OF THEIR CURRENT SENTENCE:

INMATES ADMITTED WHO WERE PAROLE VIOLATORS:

INMATES RELEASED FROM CUSTODY IN FY 00 FOR THE FOLLOWING:

EXPIRATION OF SENTENCE

PAROLE

GOODTIME

PROBATION

DEATH

OTHER

TOTAL

METHOD IN WHICH "GOODTIME" IS CALCULATED:

IS MEDICAL-EARLY OR COMPASSIONATE RELEASE ALLOWED:

NUMBER OF INMATES RELEASED IN FY 2000 BASED ON THE ABOVE:

INMATES BETWEEN THE AGES OF 17 AND 20:

STATE RESPONSE:

82 INMATES

8 INMATES

4,491 INMATES

302 INMATES

4,179 INMATES

1,322 INMATES

7,246 INMATES

30 INMATES

4,117 INMATES

45 INMATES

687 INMATES

13,447 INMATES

CREDIT FOR TIME SERVED

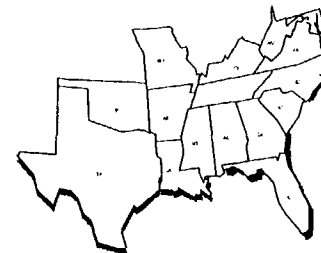
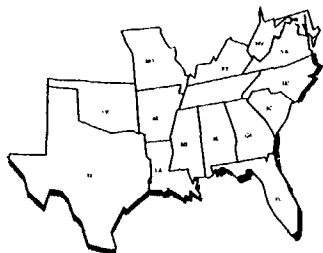
Yes

N/A

1,596 INMATES

MISSOURI

STATE CORRECTIONS PROFILE



SELECTED CHARACTERISTICS OF ADULT INMATES (HIV/AIDS AS OF JULY 1, 2000)

PROFILE QUESTION

NUMBER OF AIDS CASES:

NUMBER OF INMATES TESTED FOR HIV ANTIBODIES

TESTING OF INMATES BY CATEGORY:

ADMISSION

RANDOM

INCIDENT

HIGH RISK GROUP

SYSTEMS FREQUENCY OF TESTING:

INMATES TESTING POSITIVE FOR HIV ANTIBODIES:

THE MISSOURI DEPARTMENT OF CORRECTIONS DOES NOT SEGREGATE OR ISOLATE HIV-INFECTED INMATES.

STATE RESPONSE:

46 INMATES

N/A

155,632 INMATES

N/A

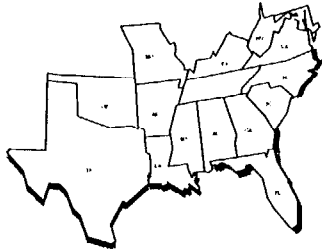
N/A

N/A

ADMISSION, EXIT, VOLUNTARY, OTHER RANDOM

266 INMATES

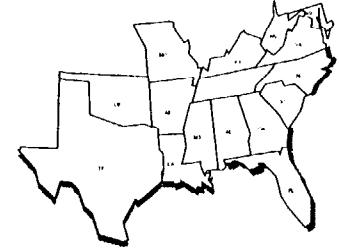
MISSOURI



STATE CORRECTIONS PROFILE

METHODS OF RELIEVING OVERCROWDING

TO RELIEVE OVERCROWDING OR REDUCE THE PRISON POPULATION IN MISSOURI, THE DEPARTMENT OF CORRECTIONS HAS BUILT NEW PRISONS AND HAS ADDED ON TO EXISTING FACILITIES. ALSO, THE USE OF COMMUNITY DIVERSION PROGRAMS AND DRUG COURTS HAS HELPED ALLEVIATE OVERCROWDING.



COURT ORDER REQUIREMENTS

THE MISSOURI DEPARTMENT OF CORRECTIONS IS NOT CURRENTLY UNDER A FEDERAL OR STATE COURT ORDER DURING THE YEAR ENDING JUNE 30, 2000.

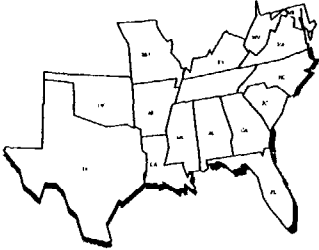
STATE INITIATIVES

ELDERLY OR INFIRM INMATES

THE NUMBER OF ELDERLY INMATES IN THE MISSOURI DEPARTMENT OF CORRECTIONS IS VERY SMALL. IN A FEW FACILITIES, THERE ARE SEPARATE HOUSING QUARTERS FOR THE ELDERLY. THE MISSOURI BOARD OF PROBATION AND PAROLE HAS A MEDICAL PAROLE (COMPASSIONATE RELEASE) WHICH MIGHT APPLY TO ELDERLY OR INFIRM INMATES. MISSOURI STATUTES (RSMo 217.250) AUTHORIZES PAROLE OF INMATES WHO ARE ADVANCED IN AGE.

MISSOURI

STATE CORRECTIONS PROFILE

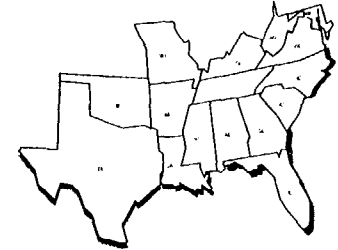


STATE INITIATIVES

PRISON BASED SUBSTANCE ABUSE TREATMENT PROGRAMS

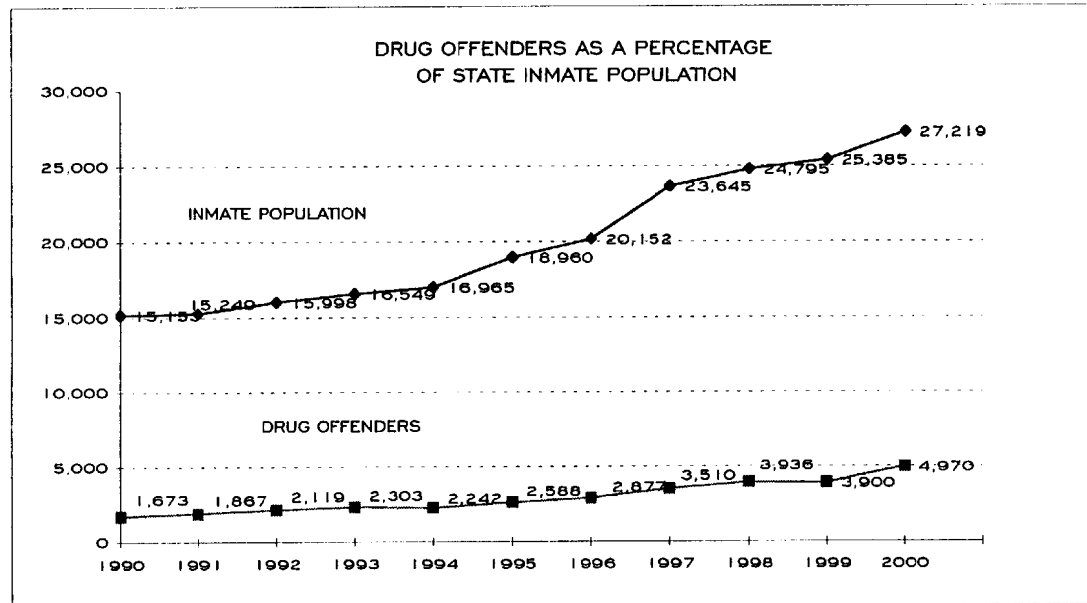
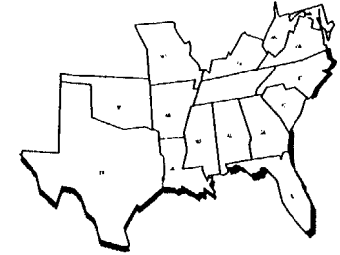
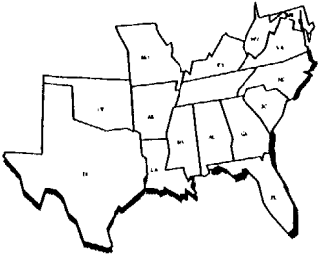
INMATES PARTICIPATE IN SEVERAL TYPES OF SUBSTANCE ABUSE TREATMENT PROGRAMS. THESE PROGRAMS SERVE INMATES WHO HAVE BEEN RECOMMENDED BY THE COURT, BY THE PAROLE BOARD, BY STAFF AND BY MEMBERS OF THE COMMUNITY. THE INSTITUTIONS HAVE SEVERAL PROGRAMS, DEPENDING ON THE NEEDS OF THE OFFENDER, INCLUDING A TWELVE-WEEK PROGRAM AND A LONG-TERM PROGRAM. THE 12 WEEK BOONVILLE PROGRAM IS COMPARABLE TO AN INPATIENT PROGRAM, WITH OFFENDERS IN A SEPARATE HOUSING UNIT FOR THE DURATION OF TREATMENT. IN 1998 A STUDY WAS COMPLETED FOCUSING ON CRIMINAL BEHAVIOR CHANGES FOR 175 MEN WHO PARTICIPATED IN THE PROGRAM. THE ARREST RATE OF THE RESEARCH GROUP LOWERED 78% FROM THE 18 MONTHS PRIOR TO TREATMENT TO THE 18-MONTH POST-TREATMENT PERIOD. ARRESTS WERE LOWERED FROM 2.32 IN THE 18 MONTHS PRIOR TO TREATMENT TO .6 ARRESTS IN THE 18 MONTHS AFTER TREATMENT.

THE RESEARCH GROUP ACHIEVED A 5% RECIDIVISM RATE FOR 30 MONTHS POST TREATMENT, WHICH IS SIGNIFICANTLY LOWER THAN OTHER HIGH NEED OFFENDERS, WHOSE FAILURE RATE ON SUPERVISION IN MISSOURI RANGES FROM 40% TO 82%. LONG-TERM TREATMENT IS OFFERED IN THERAPEUTIC COMMUNITIES. IN THESE COMMUNITIES OFFENDERS PROGRESS THROUGH FOUR PHASES: ORIENTATION, INTENSIVE TREATMENT, EMPHASIS ON WORK RELEASE AND JOB SKILLS, AND IMPLEMENTATION OF AN AFTERCARE PLAN. RECIDIVISM AND OUTCOME MEASURES ARE TRACKED FOR THE TREATMENT PROGRAMS. OUTCOME MEASURES INCLUDE TRACKING PROGRAM COMPLETION RATES, ARREST RATES AFTER COMPLETION, EMPLOYMENT AFTER THE PROGRAM AND EDUCATIONAL LEVELS ACHIEVED.



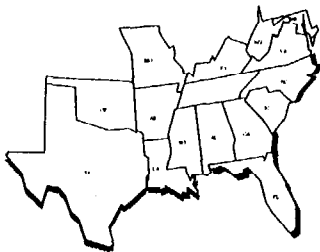
MISSOURI

STATE CORRECTIONS PROFILE



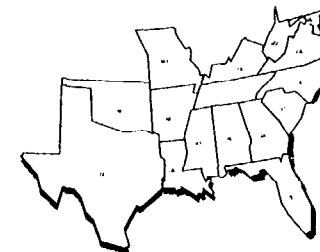
NOTE: THE NUMBER OF DRUG OFFENDERS RELATED TO THE TOTAL INMATE POPULATION FOR MISSOURI HAS INCREASED FROM 11.04% IN 1990 TO 18.26% IN 2000.

MISSOURI



STATE CORRECTIONS PROFILE

SELECTED CHARACTERISTICS OF ADULT INMATES (AS OF JULY 1, 2000)



PROFILE QUESTION

AVERAGE AGE AT COMMITMENT:

TOTAL NUMBER OF INMATES 50 YEARS OR OLDER:

AVERAGE SENTENCE FOR NEW COMMITMENTS:
(EXCLUDING LIFE SENTENCES)

AVERAGE TIME SERVED BY THOSE RELEASED:
(EXCLUDING LIFE SENTENCES)

THE THREE (3) MOST FREQUENTLY COMMITTED CRIMES FOR WHICH
INMATES ARE CURRENTLY SERVING TIME:

RACE AND SEX DISTRIBUTION:

PERCENTAGE WHITE

PERCENTAGE BLACK

PERCENTAGE OTHER

PERCENTAGE MALE

PERCENTAGE FEMALE

NUMBER OF INMATES SERVING LIFE

NUMBER OF INMATES SERVING LIFE (WITHOUT PAROLE)

NEW COMMITMENTS TO LIFE SENTENCES:

STATE RESPONSE:

31 YEARS

916 INMATES

2.5 YEARS

1.3 YEARS

A. 2ND DEGREE MURDER (2,858)

B. ROBBERY/DANGEROUS WEAPON (2,735)

C. HABITUAL FELON (2,355)

32.28%

63.44%

4.29%

93.90%

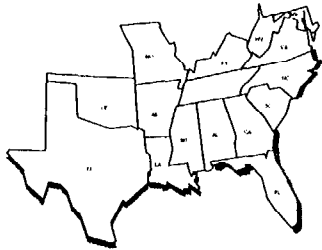
6.10%

3,223 INMATES

N/A

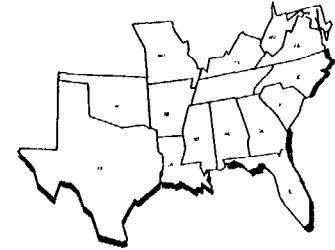
63 INMATES

NORTH CAROLINA



STATE CORRECTIONS PROFILE

SELECTED CHARACTERISTICS OF ADULT INMATES (AS OF JULY 1, 2000)



PROFILE QUESTION

INMATES SERVING DEATH SENTENCES:

INMATES EXECUTED IN FY 2000:

INMATES SERVING TWENTY (20) YEARS OR MORE:

INMATES THAT HAVE ALREADY SERVED TWENTY (20)

YEARS OF THEIR CURRENT SENTENCE:

INMATES ADMITTED WHO WERE PAROLE VIOLATORS:

INMATES RELEASED FROM CUSTODY IN FY 2000 FOR THE FOLLOWING:

EXPIRATION OF SENTENCE

PAROLE

GOODTIME

PROBATION

DEATH

OTHER

TOTAL

METHOD IN WHICH "GOODTIME" IS CALCULATED:

IS MEDICAL-EARLY OR COMPASSIONATE RELEASE ALLOWED:

NUMBER OF INMATES RELEASED IN FY 2000 BASED ON THE ABOVE:

INMATES BETWEEN THE AGES OF 17 AND 20:

STATE RESPONSE:

196 INMATES

3 INMATES

9,463 INMATES

645 INMATES

981 INMATES

16,850 INMATES

5,020 INMATES

0 INMATES

0 INMATES

64 INMATES

2,485 INMATES

24,419 INMATES

NO RESPONSE

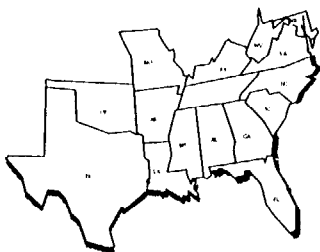
No

0 INMATES

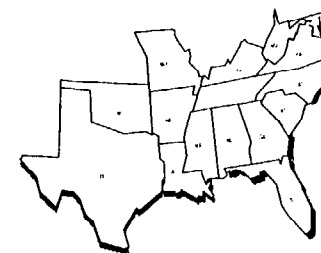
2,555 INMATES

NORTH CAROLINA

STATE CORRECTIONS PROFILE



SELECTED CHARACTERISTICS OF ADULT INMATES (HIV/AIDS AS OF JULY 1, 2000)



PROFILE QUESTION

STATE RESPONSE:

NUMBER OF AIDS CASES:

176 INMATES

NUMBER OF INMATES TESTED FOR HIV ANTIBODIES

N/A

TESTING OF INMATES BY CATEGORY:

ADMISSION

N/A

RANDOM

N/A

INCIDENT

N/A

HIGH RISK GROUP

N/A

SYSTEMS FREQUENCY OF TESTING:

INCIDENT, WITH INMATE CONSENT, AND
HIGH RISK GROUPS

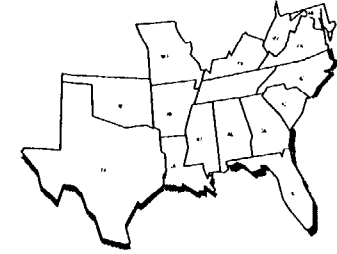
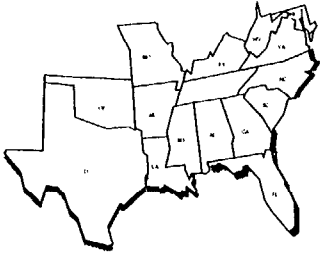
INMATES TESTING POSITIVE FOR HIV ANTIBODIES:

N/A

THE NORTH CAROLINA DEPARTMENT OF CORRECTIONS DOES NOT SEGREGATE OR ISOLATE
HIV-INFECTED INMATES.

NORTH CAROLINA

STATE CORRECTIONS PROFILE



METHODS OF RELIEVING OVERCROWDING

THE NORTH CAROLINA GENERAL ASSEMBLY HAS TAKEN SEVERAL STEPS TO RELIEVE PRISON OVERCROWDING. THE MOST SWEEPING CHANGE WAS THE IMPLEMENTATION OF STRUCTURED SENTENCING, EFFECTIVE OCTOBER 1, 1994. STRUCTURED SENTENCING ORGANIZES OFFENDERS INTO PUNISHMENT GRID CELLS BASED ON A COMBINATION OF OFFENSE GRAVITY AND PRIOR RECORD LEVEL. FOR CERTAIN COMBINATIONS OF OFFENSE CLASS AND PRIOR RECORD LEVEL, PRISON IS MANDATORY, WHEREAS FOR OTHERS, INCARCERATION IS NOT AN OPTION. PRISON BEDS ARE RESERVED FOR THE MOST SERIOUS OFFENDERS AND THOSE WITH MORE PRIOR OFFENSES, WHILE LESS SERIOUS OFFENDERS ARE DIVERTED INTO INTERMEDIATE AND COMMUNITY PUNISHMENTS. INTERMEDIATE AND COMMUNITY PUNISHMENTS MAY INCLUDE ONE OR MORE OF THE FOLLOWING: BOOTCAMP, ASSIGNMENT TO A RESIDENTIAL FACILITY, ELECTRONIC MONITORING, INTENSIVE, SUPERVISED, OR UNSUPERVISED PROBATION, OUT-PATIENT TREATMENT, COMMUNITY SERVICE, RESTITUTION OR FINES.

NORTH CAROLINA HAS ALSO EXPANDED PRISON CAPACITY TO PROVIDE ADEQUATE BEDSPACE FOR OFFENDERS ALREADY IN PRISON AND FOR THOSE ENTERING UNDER STRUCTURED SENTENCING. THE STATE HAS EMBARKED UPON AN AGGRESSIVE CONSTRUCTION AND RENOVATION PROGRAM IN WHICH THEY HAVE SPENT APPROXIMATELY \$600 MILLION DOLLARS SINCE 1985-86. ALSO, NORTH CAROLINA HAS PASSED LEGISLATION AND APPROPRIATED FUNDS TO HOUSE PRISONERS IN PRIVATE, FOR-PROFIT FACILITIES IN NORTH CAROLINA, AND HAS ESTABLISHED CONTRACTS WITH COUNTIES TO INCARCERATE STATE PRISONERS.

COURT ORDER REQUIREMENTS

THE NORTH CAROLINA DEPARTMENT OF CORRECTIONS IS NOT CURRENTLY UNDER A FEDERAL OR STATE COURT ORDER DURING THE YEAR ENDING JUNE 30, 2000.

NORTH CAROLINA

STATE CORRECTIONS PROFILE

STATE INITIATIVES

ELDERLY OR INFIRMED INMATES

THE NORTH CAROLINA DEPARTMENT OF CORRECTIONS HAS INDICATED THAT THERE HAS BEEN NO INCREASE NOR DO THEY FORECAST ANY SIGNIFICANT INCREASE IN THE PROPORTION OF THE ELDERLY INMATE POPULATION.

PRISON BASED SUBSTANCE ABUSE TREATMENT PROGRAMS

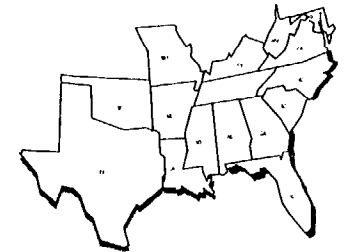
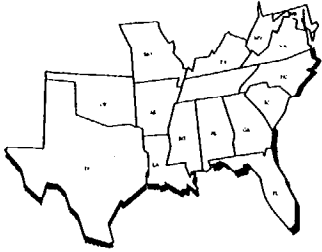
FOR FY 1999-00, THE DIVISION OF ALCOHOL AND CHEMICAL DEPENDANCY PROGRAM TOTAL EXPENDITURE WAS \$17,909,131.

DACDP PROGRAMS AND SERVICES INCLUDE: DRUG ALCOHOL RECOVERY TREATMENT PROGRAM (DART), PRIVATE DRUG ALCOHOL TREATMENT CENTERS, DART PAROLE AND PROBATION RESIDENTIAL PROGRAM, STATE ALLIANCE FOR RECOVERY AND GENERAL EDUCATION OF CHEMICALLY DEPENDENT YOUTHFUL OFFENDERS, OFFENDER TREATMENT, ALCOHOLISM AND CHEMICAL DEPENDENCY DATA BASE AND TRACKING, EMPLOYEE ASSISTANCE PROGRAM, DRUG/ALCOHOL ENFORCEMENT CONTROL PROGRAMS, DRUG/ALCOHOL CURRICULUM DEVELOPMENT AND TRAINING, PROGRAM RESEARCH EVALUATION AND DEVELOPMENT, AND TREATMENT IMPROVEMENT PLANNING AND IMPLEMENTATION.

NORTH CAROLINA

STATE CORRECTIONS PROFILE

STATE INITIATIVES (CONTINUED)

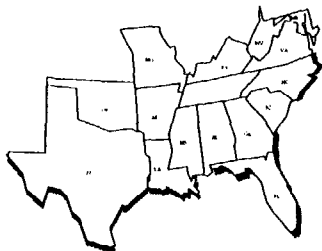


DART Program: The DART, Drug Alcohol Recovery Treatment, program is based on the Minnesota Model of chemical dependency and treatment. The program provides 5 weeks of intensive treatment for alcohol and drug addiction for about 100 offenders per facility. The programs are generally located in medium custody facilities and provide inmates with an initial opportunity to engage in treatment and early recovery.

Program participants are involved in extensive follow-up after the period of intensive treatment. A specific plan is developed for each inmate, including active involvement with Alcoholics Anonymous, Narcotics Anonymous, community resources and personal sponsorship. The Department also contracts for part-time, out-patient counselors and others who provide relapse counseling, pre-release and community transition services.

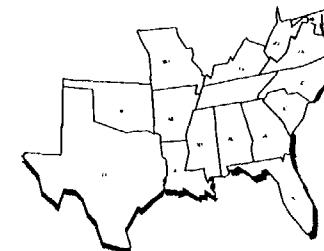
DART Parole and Probation Residential Program: This is a community based residential program for parolees and probationers which provides 28 days of chemical dependency treatment. The Parole Commission may require an offender to receive treatment as a condition of parole, or the courts may require treatment as a condition of probation. As a condition of parole or probation, offenders are required to successfully complete the program. Those who do not successfully complete the program may be required to continue treatment at the facility, or seek treatment in their local community and continue under supervision.

NORTH CAROLINA

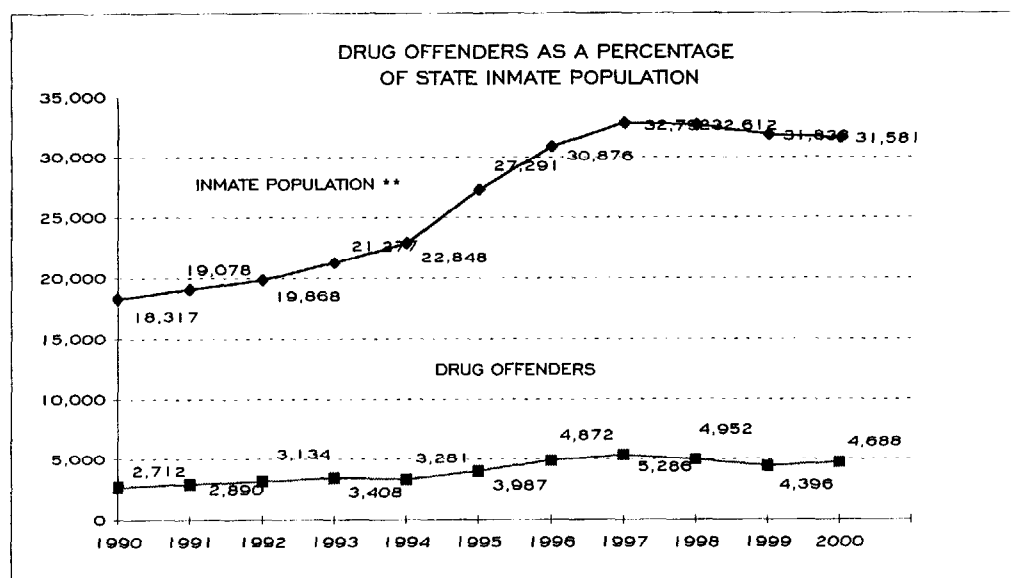


STATE CORRECTIONS PROFILE

STATE INITIATIVES (CONTINUED)



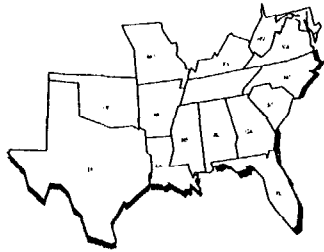
PRIVATE DRUG TREATMENT BEDS (1997-98 BUDGET WAS \$6.9 MILLION): THESE 350 BEDS PROVIDE SPECIALIZED CHEMICAL DEPENDENCY TREATMENT SERVICES FOR OFFENDERS WHO REQUIRE LONG TERM INTERVENTION, PRE-RELEASE OR COMMUNITY TRANSITION SERVICES. OFFENDERS ARE ASSIGNED TO THE FACILITIES FOR A PERIOD OF 6 TO 12 MONTHS. UPON FINISHING THE PROGRAM AND BEING RELEASED FROM PRISON, OFFENDERS ARE SUPERVISED BY THE DIVISION OF ADULT PROBATION AND PAROLE.



NOTE: THE NUMBERS OF DRUG OFFENDERS RELATED TO THE TOTAL INMATE POPULATION FOR NORTH CAROLINA HAS REMAINED CONSTANT OVER THE LAST TEN YEARS.

**THE TOTAL INMATE POPULATION FOR NORTH CAROLINA INCLUDES ALL NORTH CAROLINA PRISONERS HOUSED IN STATE FACILITIES, OUT-OF-STATE FACILITIES, AND LOCAL JAILS.

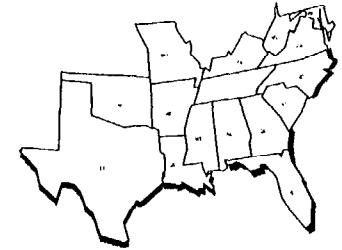
NORTH CAROLINA



STATE CORRECTIONS PROFILE

DISTRIBUTION OF ADULT INMATE POPULATION "CUSTODY"

NORTH CAROLINA DEFINES CUSTODY AS THE LEVEL OF CONTAINMENT PROVIDED BY TYPE AND STRUCTURE OF THE FACILITIES PERIMETER CONTROL, WHICH DIFFERS FROM THE DEFINITIONS USED FOR THIS REPORT. THE FOLLOWING ARE DESCRIPTIONS OF THE LEVELS OF CONTAINMENT AND THE INMATE POPULATION ASSOCIATED WITH EACH AS OF JULY 1, 1999.



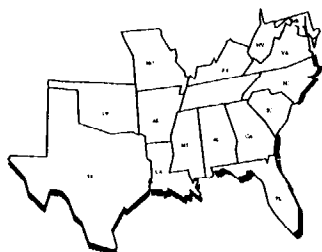
CLOSE CUSTODY (4,686 INMATES): TYPICALLY FOR FELON OFFENDERS HAVING KNOWN RECORDS OF, OR POTENTIAL FOR, SIGNIFICANT INSTITUTIONAL OR COMMUNITY MISBEHAVIOR. MOST INMATES ARE ASSIGNED TO AN INSTITUTIONAL SETTING BECAUSE OF THEIR THREAT TO A LESS SECURE PRISON FACILITY. THE INTENT IS TO PROVIDE CLOSE CUSTODY AND SECURITY WHILE ALLOWING PRISONERS SOME GENERAL LIBERTIES WITHIN THE REGULAR INSTITUTIONAL POPULATIONS.

MEDIUM CUSTODY (15,228): INMATES REMAIN UNDER ARMED SUPERVISION AS DO CLOSE CUSTODY INMATES, BUT MEDIUM CUSTODY INMATES ARE GENERALLY ASSIGNED TO FIELD UNITS (NOT INSTITUTIONS) FOR SUPERVISION. MOST INMATES LIVE IN A DORMITORY SETTING AND PARTICIPATE IN WORK AND PROGRAM ACTIVITIES WITHIN THE CONTROLLED COMPOUND OR UNDER STRICT ARMED SUPERVISION ELSEWHERE (ROAD CREWS). MOVEMENT OFF-SITE IS ONLY ALLOWED UNDER THE STRICT AND ARMED SUPERVISION PROVIDED TO FELON INMATES.

MINIMUM CUSTODY (11,677): MOST INMATES ARE MISDEMEANANTS OR CAREFULLY SELECTED FELONS SERVING RELATIVELY SHORT SENTENCES OR OTHERWISE NEARING THE LATTER PORTION OF THEIR SENTENCES. MINIMUM CUSTODY FACILITIES ARE FREQUENTLY CONSIDERED AS PRE-RELEASE CENTERS TO WHICH ARE ASSIGNED LOWER-RISK OFFENDERS. CONCENTRATION IS ON SUPERVISED AND UNSUPERVISED WORK AND PROGRAM ACTIVITIES AS DEEMED APPROPRIATE FOR EACH INMATE.

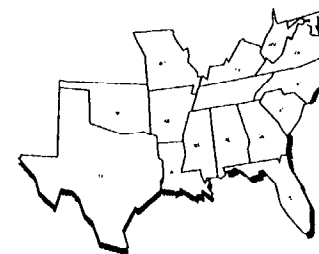
NOTE: THE TOTAL INMATE POPULATION OF NORTH CAROLINA OF 31,593 INCLUDES 2 INMATES WHICH ARE IN "OTHER" PROGRAMS SUCH AS SAFE KEEPER AND PRE-SENTENCE DIAGNOSTIC.

NORTH CAROLINA



STATE CORRECTIONS PROFILE

SELECTED CHARACTERISTICS OF ADULT INMATES (AS OF JULY 1, 2000)



PROFILE QUESTION

AVERAGE AGE AT COMMITMENT:

TOTAL NUMBER OF INMATES 50 YEARS OR OLDER:

AVERAGE SENTENCE FOR NEW COMMITMENTS:
(EXCLUDING LIFE SENTENCES)

AVERAGE TIME SERVED BY THOSE RELEASED:
(EXCLUDING LIFE SENTENCES)

THE THREE (3) MOST FREQUENTLY COMMITTED CRIMES FOR WHICH
INMATES ARE CURRENTLY SERVING TIME:

RACE AND SEX DISTRIBUTION:

PERCENTAGE WHITE

PERCENTAGE BLACK

PERCENTAGE OTHER

PERCENTAGE MALE

PERCENTAGE FEMALE

NUMBER OF INMATES SERVING LIFE

NUMBER OF INMATES SERVING LIFE (WITHOUT PAROLE)

NEW COMMITMENTS TO LIFE SENTENCES:

STATE RESPONSE:

32.92 YEARS

402 INMATES

5.96 YEARS

2.04 YEARS

- A. DRUG POSSESSION
- B. DRUG DISTRIBUTION
- C. LARCENY

54.50%

33.20%

12.30%

87.90%

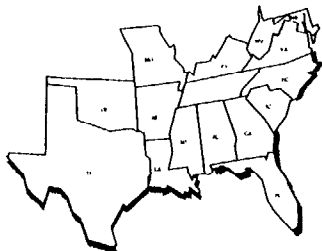
12.10%

1,319 INMATES

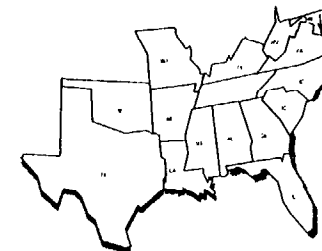
341 INMATES

106 INMATES (LIFE AND LIFE W/O PAROLE)

OKLAHOMA



STATE CORRECTIONS PROFILE
SELECTED CHARACTERISTICS OF ADULT INMATES
(AS OF JULY 1, 2000)



PROFILE QUESTION

INMATES SERVING DEATH SENTENCES:

INMATES EXECUTED IN FY 2000:

INMATES SERVING TWENTY (20) YEARS OR MORE:

INMATES THAT HAVE ALREADY SERVED TWENTY (20)
YEARS OF THEIR CURRENT SENTENCE:

INMATES ADMITTED WHO WERE PAROLE VIOLATORS:

INMATES RELEASED FROM CUSTODY IN FY 2000 FOR THE FOLLOWING:

EXPIRATION OF SENTENCE

PAROLE

GOODTIME

PROBATION

DEATH

OTHER

TOTAL

STATE RESPONSE:

135 INMATES

12 INMATES

598 INMATES

209 INMATES

119 INMATES

4,369 INMATES

367 INMATES

0 INMATES

2,710 INMATES

51 INMATES

85 INMATES

7,582 INMATES

METHOD IN WHICH "GOODTIME" IS CALCULATED:

INMATES RECEIVE EARNED CREDITS AND ACHIEVEMENT CREDITS

THROUGHOUT INCARCERATION IF ELIGIBLE. MOST INMATES HAVE RECEIVED
SOME FORM OF CREDIT BY THE TIME THEY ARE RELEASED FROM CUSTODY.

IS MEDICAL-EARLY OR COMPASSIONATE RELEASE ALLOWED:

YES

EARLY MEDICAL RELEASE CAN ONLY BE CONSIDERED AND ALLOWED BY THE STATE PARDON AND PAROLE BOARD, NOT THE
DEPARTMENT OF CORRECTIONS. DOC MAY REQUEST ADDITIONS TO THE PARDON AND PAROLE BOARD DOCKETS.

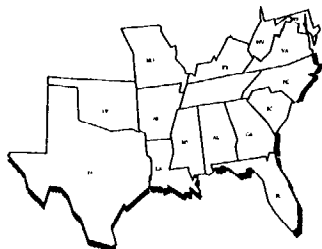
NUMBER OF INMATES RELEASED IN FY 00 BASED ON THE ABOVE:

1 INMATE

INMATES BETWEEN THE AGES OF 17 AND 20:

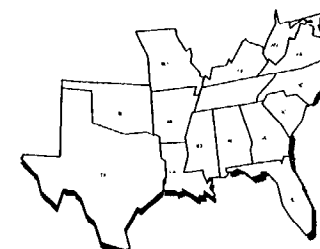
755 INMATES

OKLAHOMA



STATE CORRECTIONS PROFILE

SELECTED CHARACTERISTICS OF ADULT INMATES (HIV/AIDS AS OF JULY 1, 2000)



PROFILE QUESTION

STATE RESPONSE:

NUMBER OF AIDS CASES:

UNKNOWN

NUMBER OF INMATES TESTED FOR HIV ANTIBODIES

7,926 INMATES

TESTING OF INMATES BY CATEGORY:

ADMISSION

7,926 INMATES

RANDOM

UNKNOWN

INCIDENT

UNKNOWN

HIGH RISK GROUP

UNKNOWN

SYSTEMS FREQUENCY OF TESTING:

ADMISSION, SUBSEQUENTLY AS
ORDERED BY THE PHYSICIAN

INMATES TESTING POSITIVE FOR HIV ANTIBODIES:

UNKNOWN

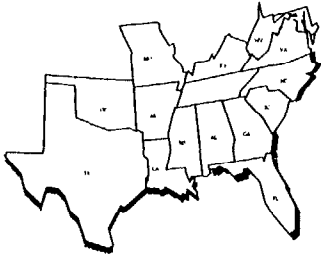
THE OKLAHOMA DEPARTMENT OF CORRECTIONS DOES NOT SEGREGATE OR ISOLATE HIV-INFECTED INMATES.

METHODS OF RELIEVING OVERCROWDING

COMMUNITY CORRECTIONS HELPS TO ALLEVIATE OVERCROWDING AND ALSO PROVIDES NEEDED TREATMENT FOR NON-VIOLENT OFFENDERS. COMMUNITY CORRECTIONS PROVIDES TRUTHFUL AND CERTAIN PUNISHMENTS FOR NON-VIOLENT OFFENDERS IN THE COMMUNITY. THIS YEAR'S "TRUTH-IN-SENTENCING" LEGISLATION WAS REPEALED AND REPLACED WITH A BILL THAT WOULD REQUIRE OFFENDERS TO SERVE EIGHTY-FIVE PERCENT OF THEIR SENTENCE ONLY FOR CERTAIN VIOLENT CRIMES THAT WERE COMMITTED ON OR AFTER MARCH 1, 2000.

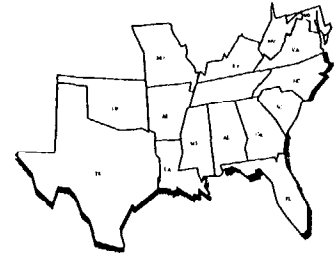
OKLAHOMA

STATE CORRECTIONS PROFILE



COURT ORDER REQUIREMENTS

THE OKLAHOMA DEPARTMENT OF CORRECTIONS IS NOT CURRENTLY UNDER A FEDERAL OR STATE COURT ORDER DURING THE YEAR ENDING JUNE 30, 2000.



STATE INITIATIVES

ELDERLY OR INFIRMED INMATES

ELDERLY INMATES IN OKLAHOMA ARE TREATED COMPARABLY TO OTHER INMATES.

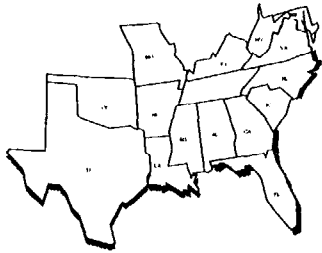
ACCOMMODATIONS AND MEDICAL ATTENTION IS PROVIDED WHERE INDICATED. DURING THE 1997 LEGISLATIVE SESSION, DEPARTMENT STAFF ATTEMPTED, UNSUCCESSFULLY, TO INITIATE LEGISLATION THAT WOULD ALLOW THE DEPARTMENT TO ESTABLISH A FACILITY THAT WOULD HOUSE ELDERLY AND HANDICAPPED OR DISABLED OFFENDERS.

PRISON BASED SUBSTANCE ABUSE TREATMENT PROGRAMS

THE OKLAHOMA DEPARTMENT OF CORRECTIONS PROVIDES SEVERAL PROGRAMS FOR THE TREATMENT OF SUBSTANCE ABUSE. THE PROGRAMS ARE AS FOLLOWS: (1) THE CHEMICAL ABUSE PROGRAM (CAP) LOCATED AT THE JACKIE BRANNON CORRECTIONAL CENTER PROVIDES SERVICES TO OFFENDERS WITH A DOCUMENTED HISTORY OF SUBSTANCE ABUSE. SERVICES INCLUDE EVALUATION, EDUCATION, BEHAVIOR TRAINING AND COUNSELING. THE PROGRAM IS COMPRISED OF THREE GROUPS, WITH EACH HAVING TWENTY PARTICIPANTS. THE PROGRAM IS A SEVEN WEEK PROGRAM. (2) THE KEY TO LIFE PROGRAM, LOCATED AT THE WILLIAM S. KEY CORRECTIONAL CENTER, IS AN INTENSIVE DRUG/ALCOHOL TREATMENT PROGRAM. IN MAY AND JUNE 1994, THE PROGRAM WAS REVISED, UTILIZING

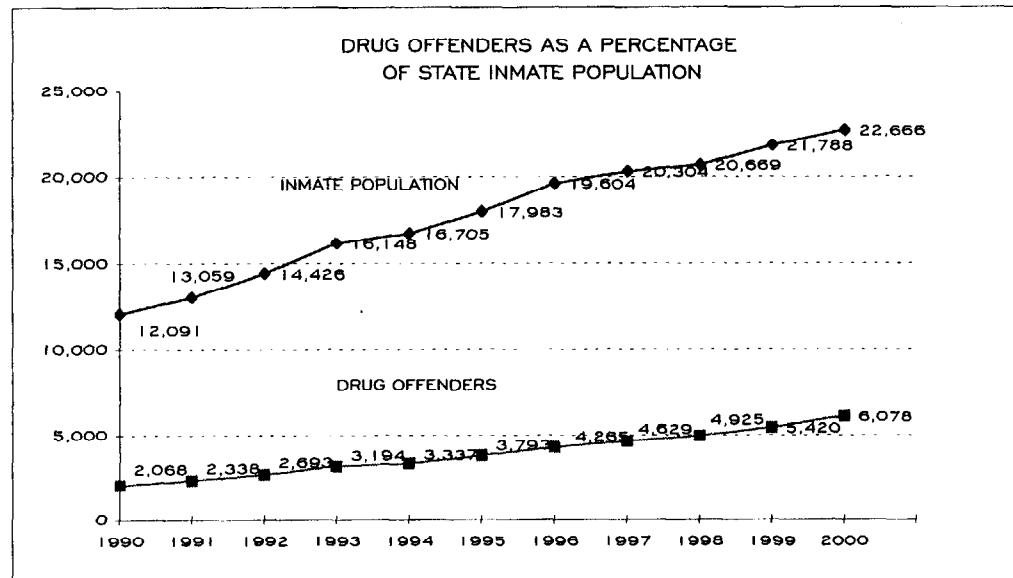
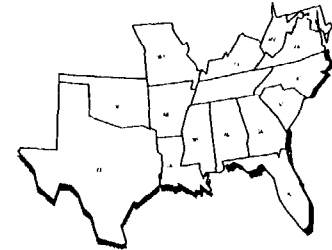
OKLAHOMA

STATE CORRECTIONS PROFILE



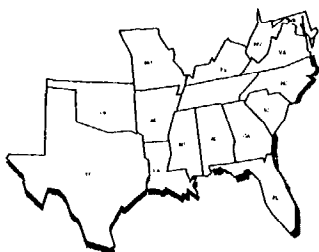
STATE INITIATIVES (CONTINUED)

PROFESSIONAL DRUG/ALCOHOL COUNSELORS AND A PROGRAM MANAGER. THE PROGRAM IS APPROXIMATELY 9-12 MONTHS IN DURATION. (3) THE NEW BEGINNINGS SUBSTANCE ABUSE TREATMENT PROGRAM IS LOCATED AT THE MABEL BASSETT CORRECTIONAL CENTER IN OKLAHOMA CITY. NEW BEGINNINGS IS A THIRTEEN WEEK TREATMENT PROGRAM. TWELVE-STEP PROGRAMS AND OTHER SUPPORT GROUPS ARE READILY ACCESSIBLE TO MBCC RESIDENTS TO HELP MAINTAIN THEIR RECOVERY FROM ADDICTION. (4) THE LIFELINE PROGRAM IS LOCATED AT THE JOSEPH HARP CORRECTIONAL CENTER AT LEXINGTON, OKLAHOMA. THE GOAL OF THIS PROGRAM IS TO ACCOMPLISH A LIFELONG CHANGE IN PARTICIPANTS FROM OLD AND SELF-DESTRUCTIVE PATTERNS OF BEHAVIOR TO THE DEVELOPMENT AND MAINTENANCE OF NEW, SUBSTANCE FREE, PRO-SOCIAL AND CONSTRUCTIVE LIFESTYLES.



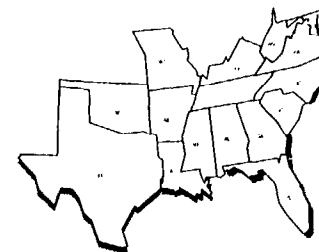
NOTE: THE NUMBER OF DRUG OFFENDERS RELATED TO THE TOTAL INMATE POPULATION FOR OKLAHOMA HAS INCREASED FROM 17.10% IN 1990 TO 26.82% IN 2000.

OKLAHOMA



STATE CORRECTIONS PROFILE

SELECTED CHARACTERISTICS OF ADULT INMATES (AS OF JULY 1, 2000)



PROFILE QUESTION

AVERAGE AGE AT COMMITMENT:

TOTAL NUMBER OF INMATES 50 YEARS OR OLDER:

AVERAGE SENTENCE FOR NEW COMMITMENTS:
(EXCLUDING LIFE SENTENCES)

AVERAGE TIME SERVED BY THOSE RELEASED:
(EXCLUDING LIFE SENTENCES)

THE THREE (3) MOST FREQUENTLY COMMITTED CRIMES FOR WHICH
INMATES ARE CURRENTLY SERVING TIME:

RACE AND SEX DISTRIBUTION:

PERCENTAGE WHITE

PERCENTAGE BLACK

PERCENTAGE OTHER

PERCENTAGE MALE

PERCENTAGE FEMALE

NUMBER OF INMATES SERVING LIFE

NUMBER OF INMATES SERVING LIFE (WITHOUT PAROLE)

NEW COMMITMENTS TO LIFE SENTENCES:

STATE RESPONSE:

30.0 YEARS

416 INMATES

4.58 YEARS

2.1 YEARS

A. DANGEROUS DRUGS

B. BURGLARY

C. HOMICIDE

30.60%

68.70%

0.70%

93.30%

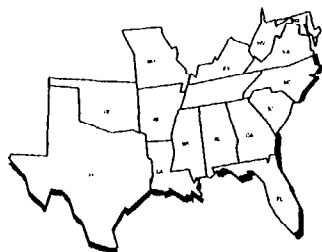
6.70%

1,592 INMATES

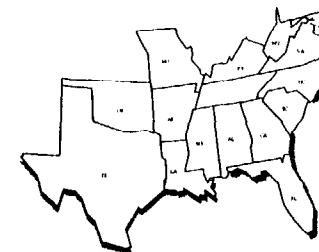
306 INMATES

86 INMATES

SOUTH CAROLINA



STATE CORRECTIONS PROFILE
SELECTED CHARACTERISTICS OF ADULT INMATES
(AS OF JULY 1, 2000)



PROFILE QUESTION

INMATES SERVING DEATH SENTENCES:

INMATES EXECUTED IN FY 2000:

INMATES SERVING TWENTY (20) YEARS OR MORE:
INMATES THAT HAVE ALREADY SERVED TWENTY (20)
YEARS OF THEIR CURRENT SENTENCE:

INMATES ADMITTED WHO WERE PAROLE VIOLATORS:

INMATES RELEASED FROM CUSTODY IN FY 00 FOR THE FOLLOWING:

EXPIRATION OF SENTENCE

PAROLE

GOODTIME

PROBATION

DEATH

OTHER

TOTAL

STATE RESPONSE:

66 INMATES

2 INMATES

3,318 INMATES

309 INMATES

1,135 INMATES

5,787 INMATES

2,856 INMATES

* INMATES

2,077 INMATES

46 INMATES

399 INMATES

11,165 INMATES

METHOD IN WHICH "GOODTIME" IS CALCULATED:

* EXPIRATION AND PROBATION INMATES EARNED
GOOD TIME TOWARD SENTENCES.

IS MEDICAL-EARLY OR COMPASSIONATE RELEASE ALLOWED:

YES

NONE WERE RELEASED IN FY 00.

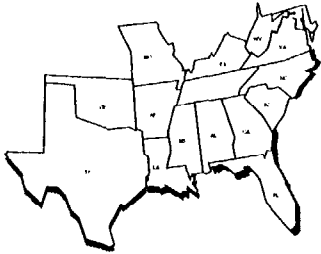
THE SOUTH CAROLINA DEPARTMENT OF CORRECTIONS INSTITUTES A POLICY KNOWN AS THE "MEDICAL FURLOUGH PROGRAM FOR TERMINALLY ILL INMATES". THE POLICY STATES THAT ANY INMATE THAT HAS BEEN DIAGNOSED BY A SOUTH CAROLINA DEPARTMENT OF CORRECTIONS STAFF PHYSICIAN AS HAVING A TERMINAL ILLNESS AND WHO IS NOT ELIGIBLE FOR EARLY PAROLE MAY APPLY FOR A MEDICAL FURLOUGH, WHICH, IF APPROVED WILL ALLOW THE INMATE TO SPEND APPROXIMATELY HIS/HER LAST YEAR AT HOME WITH HIS/HER FAMILY.

INMATES BETWEEN THE AGES OF 17 AND 20:

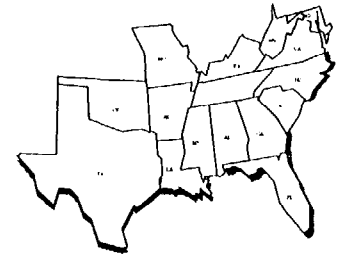
1,778 INMATES

SOUTH CAROLINA

STATE CORRECTIONS PROFILE



SELECTED CHARACTERISTICS OF ADULT INMATES (HIV/AIDS AS OF JULY 1, 2000)



PROFILE QUESTION

NUMBER OF AIDS CASES:

NUMBER OF INMATES TESTED FOR HIV ANTIBODIES

TESTING OF INMATES BY CATEGORY:

ADMISSION

RANDOM

INCIDENT

HIGH RISK GROUP

SYSTEMS FREQUENCY OF TESTING:

INMATES TESTING POSITIVE FOR HIV ANTIBODIES:

INMATES FOUND TO BE POSITIVE FOR HIV ANTIBODIES ARE INCARCERATED IN ONE FACILITY.

MALE HIV POPULATION IS ASSIGNED TO BROAD RIVER CORRECTIONAL INSTITUTION, COLUMBIA, SC.

FEMALE HIV POPULATION IS ASSIGNED TO WOMEN'S CORRECTIONAL INSTITUTION, COLUMBIA, SC.

STATE RESPONSE:

237 INMATES

11,005 INMATES

ALL

O

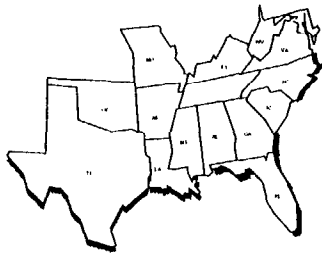
POST EXPOSURE

WITH PPD CONVERSION

INTAKE OR AS CLINICALLY NEEDED

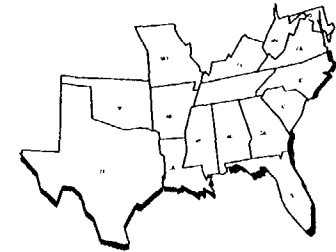
374 INMATES

SOUTH CAROLINA



STATE CORRECTIONS PROFILE METHODS OF RELIEVING OVERCROWDING

CONSTRUCTION OF THREE 256 BED HOUSING UNITS WAS COMPLETED DURING FY 98-99 AND HAS INCREASED THE AGENCY'S CAPACITY. A FOURTH 256 BED UNIT WAS EXPECTED TO OPEN IN AUGUST 1999. ADDITIONALLY, THE FUTURE CONSTRUCTION OF EIGHT MORE 256 BED HOUSING UNITS AND A NEW 132 BED SPECIAL NEEDS UNIT AT EXISTING FACILITIES SHOULD RELIEVE/REDUCE CURRENT OVERCROWDING AND WILL ABSORB SOME OF THE ANTICIPATED GROWTH. PROJECTED CONSTRUCTION COMPLETION DATES ARE FROM LATE 2001 THROUGH MID 2003 FOR THESE NEXT FACILITY ADDITIONS.



COURT ORDER REQUIREMENTS

THE SOUTH CAROLINA DEPT. OF CORRECTIONS WAS NOT UNDER A FEDERAL COURT ORDER AS OF JULY 1, 2000.

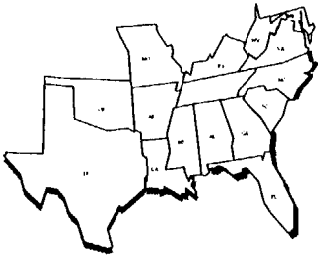
STATE INITIATIVES

ELDERLY OR INFIRMED INMATES

THE SOUTH CAROLINA DEPARTMENT OF CORRECTIONS GENERALLY DEFINES ANY INMATES OVER THE AGE OF 55 AS "ELDERLY INMATES." CURRENTLY, SCDC PLACES ALL ELDERLY INMATES IN GENERAL POPULATION AT ALL INSTITUTIONS UNLESS THE INMATE HAS SPECIAL NEEDS (I.E., MEDICAL NEEDS, MENTAL HEALTH NEEDS). SOME ELDERLY INMATES ARE PLACED IN A 20-BED ASSISTED LIVING UNIT LOCATED AT PERRY CORRECTIONAL INSTITUTION. TERMINALLY ILL INMATES WHO A PHYSICIAN DETERMINES HAS LESS THAN ONE YEAR TO LIVE MAY APPLY FOR A MEDICAL FURLOUGH FOR TERMINALLY ILL INMATES. A SPONSOR WILL PROVIDE RESIDENCE AND ASSUME COMPLETE FINANCIAL RESPONSIBILITY FOR LIVING EXPENSES AND MEDICAL CARE FOR THE INMATE. THE REQUEST MUST ALSO INCLUDE A SIGNED STATEMENT FROM A COMMUNITY PHYSICIAN AGREEING THEY WILL PROVIDE MEDICAL CARE FOR THE FURLOUGHED INMATE AND THAT SCDC WILL NOT BE LIABLE FOR ANY COSTS. ALL REQUESTS REQUIRE THE AGENCY DIRECTOR'S APPROVAL.

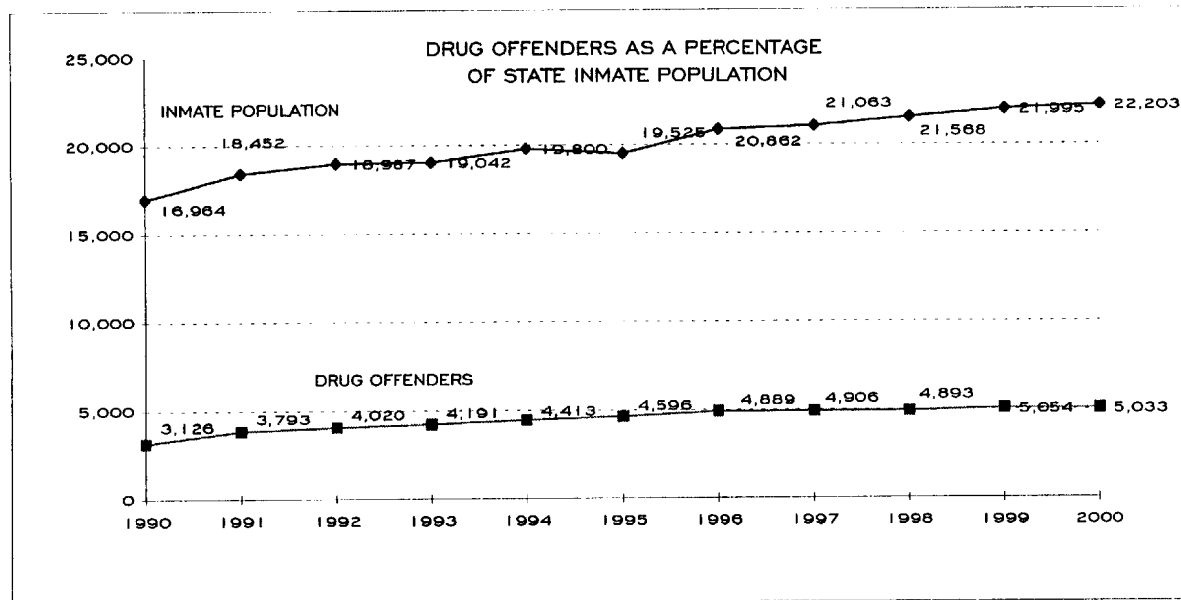
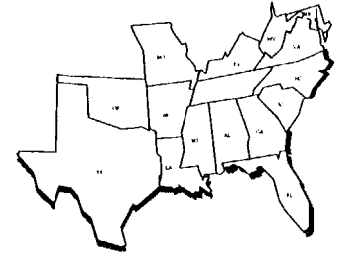
SOUTH CAROLINA

STATE CORRECTIONS PROFILE



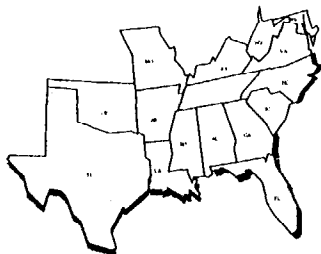
PRISON BASED SUBSTANCE ABUSE TREATMENT PROGRAMS

CURRENTLY, THE SOUTH CAROLINA DEPARTMENT OF CORRECTIONS PROVIDES A MODALITY OF PRISON-BASED SUBSTANCE ABUSE TREATMENT PROGRAMS REFERRED TO AS A THERAPEUTIC COMMUNITY. THERAPEUTIC COMMUNITIES WITHIN THE DEPARTMENT OF CORRECTIONS ARE FORMED FOR MUTUAL ADVANTAGE FOR OFFENDERS WHO ARE CHEMICALLY DEPENDENT. THE COMMON GOAL OF THESE PROGRAMS IS CHANGE. IN ADDITION TO THE RESIDENTIAL PROGRAMMING, THE SCDC ALSO OFFERS NON-RESIDENTIAL LEVELS OF PROGRAMMING TO INCLUDE THOSE THAT ARE CONSIDERED LOW INTENSITY (EDUCATIONAL), AND LOW/MODERATE (EDUCATIONAL & GROUP).



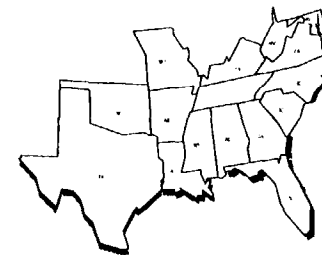
NOTE: THE NUMBER OF DRUG OFFENDERS RELATED TO THE TOTAL INMATE POPULATION FOR SOUTH CAROLINA HAS INCREASED FROM 18.43% IN 1990 TO 22.67% IN 2000.

SOUTH CAROLINA



STATE CORRECTIONS PROFILE

SELECTED CHARACTERISTICS OF ADULT INMATES (AS OF JULY 1, 2000)



PROFILE QUESTION

AVERAGE AGE AT COMMITMENT:

TOTAL NUMBER OF INMATES 50 YEARS OR OLDER:

AVERAGE SENTENCE FOR NEW COMMITMENTS:
(EXCLUDING LIFE SENTENCES)

AVERAGE TIME SERVED BY THOSE RELEASED:
(EXCLUDING LIFE SENTENCES)

THE THREE (3) MOST FREQUENTLY COMMITTED CRIMES FOR WHICH
INMATES ARE CURRENTLY SERVING TIME:

RACE AND SEX DISTRIBUTION:

PERCENTAGE WHITE

PERCENTAGE BLACK

PERCENTAGE OTHER

PERCENTAGE MALE

PERCENTAGE FEMALE

NUMBER OF INMATES SERVING LIFE

NUMBER OF INMATES SERVING LIFE (WITHOUT PAROLE)

NEW COMMITMENTS TO LIFE SENTENCES:

STATE RESPONSE:

31.9 YEARS

532 INMATES

5 YEARS

3.8 YEARS

A. HOMICIDE

B. ROBBERY

C. DRUGS

46.00%

53.00%

1.00%

94.00%

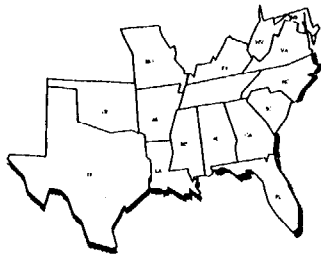
6.00%

1,697 INMATES

164 INMATES

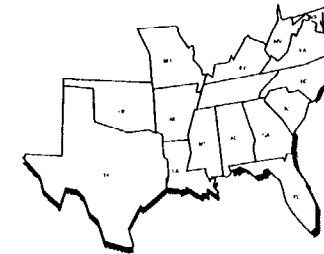
116 INMATES

TENNESSEE



STATE CORRECTIONS PROFILE

SELECTED CHARACTERISTICS OF ADULT INMATES (AS OF JULY 1, 2000)



PROFILE QUESTION

INMATES SERVING DEATH SENTENCES:

INMATES EXECUTED IN FY 2000:

INMATES SERVING TWENTY (20) YEARS OR MORE:
INMATES THAT HAVE ALREADY SERVED TWENTY (20)
YEARS OF THEIR CURRENT SENTENCE:

INMATES ADMITTED WHO WERE PAROLE VIOLATORS:

INMATES RELEASED FROM CUSTODY IN FY 00 FOR THE FOLLOWING:

EXPIRATION OF SENTENCE

PAROLE

GOODTIME

PROBATION

DEATH

OTHER

TOTAL

METHOD IN WHICH "GOODTIME" IS CALCULATED:

IS MEDICAL-EARLY OR COMPASSIONATE RELEASE ALLOWED:

NUMBER OF INMATES RELEASED IN FY 2000 BASED ON THE ABOVE:

INMATES BETWEEN THE AGES OF 17 AND 20:

STATE RESPONSE:

98 INMATES

1 INMATE

3,365 INMATES

658 INMATES

1,612 INMATES

4,057 INMATES

3,695 INMATES

N/A INMATES

4,376 INMATES

62 INMATES

1,244 INMATES

13,434 INMATES

NO RESPONSE

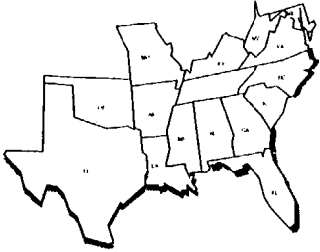
YES

4 INMATES

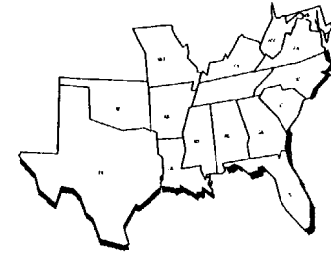
1,096 INMATES

TENNESSEE

STATE CORRECTIONS PROFILE



SELECTED CHARACTERISTICS OF ADULT INMATES (HIV/AIDS AS OF JULY 1, 2000)



PROFILE QUESTION

STATE RESPONSE:

NUMBER OF AIDS CASES:

59 INMATES

NUMBER OF INMATES TESTED FOR HIV ANTIBODIES

4,820 INMATES

TESTING OF INMATES BY CATEGORY:

ADMISSION

4,820 INMATES

RANDOM

N/A

INCIDENT

N/A

HIGH RISK GROUP

N/A

SYSTEMS FREQUENCY OF TESTING:

TESTING IS MANDATORY FOR INMATES UNDER AGE 21. INMATES
OVER 21 ARE VOLUNTARILY TESTED UPON ADMISSION.

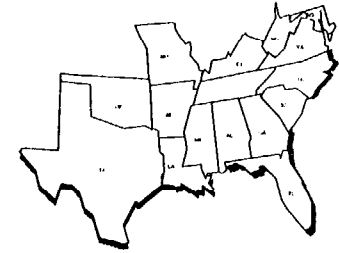
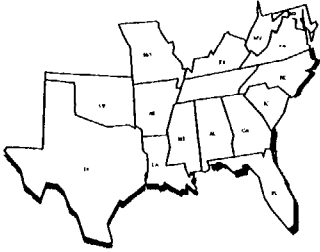
INMATES TESTING POSITIVE FOR HIV ANTIBODIES:

65 INMATES

THE TENNESSEE DEPARTMENT OF CORRECTIONS DOES NOT SEGREGATE OR ISOLATE HIV-INFECTED INMATES.

TENNESSEE

STATE CORRECTIONS PROFILE



METHODS OF RELIEVING OVERCROWDING

THE TENNESSEE DEPT. OF CORRECTIONS IS IN THE PROCESS OF LOCATING A NEW 1,700 BED PRISON THAT WILL HAVE 1,280 MEDIUM BEDS, 300 MINIMUM BEDS, AND 120 MAXIMUM BEDS. THE DEPARTMENT IS ALSO PLANNING TO ADD BEDS AT THE FOLLOWING INSTITUTIONS BEFORE JUNE OF 2003: DeBERRY SPECIAL NEED FACILITY - 300 BEDS, NORTHEASTERN CORRECTIONAL COMPLEX - 556 BEDS, RIVERBEND MAXIMUM SECURITY INSTITUTION - 256 BEDS, SOUTHEASTERN TENNESSEE REGIONAL CORRECTIONAL FACILITY - 256 BEDS, SOUTH CENTRAL CORRECTIONAL CENTER - 256 BEDS, TURNEY CENTER - 150 BEDS, AND WEST TENNESSEE STATE PENITENTIARY - 184 BEDS.

COURT ORDER REQUIREMENTS

THE TENNESSEE DEPARTMENT OF CORRECTIONS IS NOT CURRENTLY UNDER A FEDERAL OR STATE COURT ORDER DURING THE YEAR ENDING JUNE 30, 2000.

STATE INITIATIVES

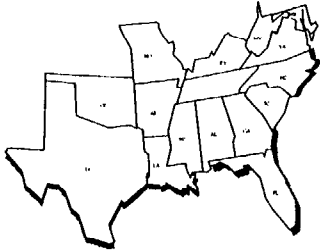
ELDERLY OR INFIRMED INMATES

THE TENNESSEE DEPARTMENT OF CORRECTIONS RECOGNIZES THE GROWING NEEDS OF ELDERLY AND INFIRMED INMATES AS SPECIAL POPULATIONS. CURRENTLY, THE TDOC OPERATES THE DeBERRY SPECIAL NEEDS FACILITY AS ITS CENTRAL HOSPITAL AND PHARMACY FOR MEDICAL AND MENTAL HEALTH NEEDS. THE SHELTERED LIVING UNIT AT DSNF CONTAINS BEDS FOR INMATE WORKERS AND ALSO 88 BEDS FOR INFIRMED INMATES WHO ARE INDEPENDENT IN THEIR ACTIVITIES OF DAILY LIVING. A 300 BED EXPANSION IN GERIATRIC/ ASSISTED LIVING BEDS IS PLANNED FOR DSNF.

TENNESSEE

STATE CORRECTIONS PROFILE

STATE INITIATIVES (CONTINUED)

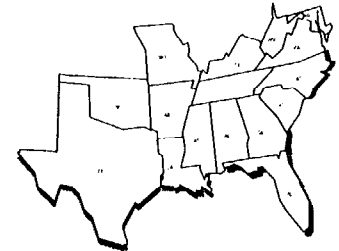


ELDERLY OR INFIRMED INMATES (CONTINUED)

NO SPECIAL PROGRAMS CURRENTLY EXIST FOR ELDERLY INMATES, HOWEVER, BEDS AT THE WAYNE COUNTY BOOT CAMP ARE UTILIZED FOR GERIATRIC INMATES WHO PROVIDE SUPPORT SERVICES FOR THE FACILITY.

CONSEQUENTLY, THE COST-PER-DAY, OR EXPENDITURES FOR ELDERLY AND INFIRMED INMATES IS NOT AVAILABLE BECAUSE THEY ARE GENERALLY HOUSED IN UNITS WITH OTHER INMATES.

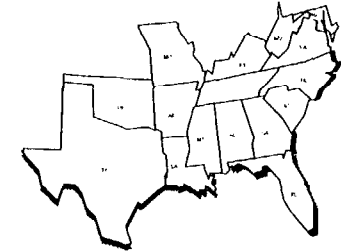
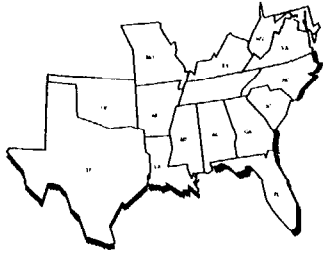
NO LEGISLATION HAS BEEN ENACTED SPECIFICALLY ADDRESSING THE NEEDS OF ELDERLY INMATES. HOWEVER, CERTAIN SENTENCING CHANGES OVER THE PAST SEVERAL YEARS WILL UNDOUBTEDLY CONTRIBUTE TO A GROWTH IN THIS POPULATION AT SOME POINT. SUCH SENTENCING CHANGES INCLUDE LIFE WITHOUT PAROLE, 100% SENTENCING, AND MID-RANGE SENTENCING FOR "A" FELONS. THESE SENTENCING ENHANCEMENTS PROVIDE FOR LONGER SENTENCES, INCREASING THE POSSIBILITY OF PART OF THE POPULATION AGING WITHIN THE SYSTEM.



TENNESSEE

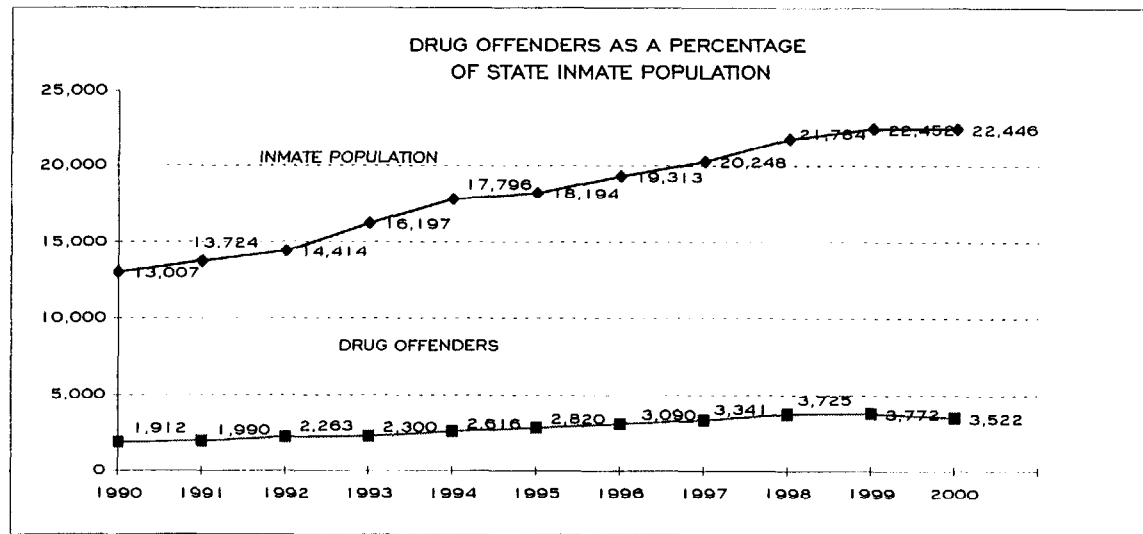
STATE CORRECTIONS PROFILE

STATE INITIATIVES (CONTINUED)



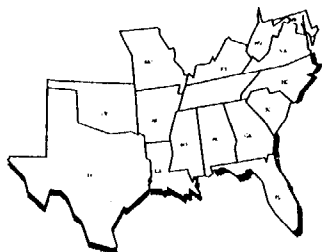
PRISON BASED SUBSTANCE ABUSE TREATMENT PROGRAMS

THE TENNESSEE DEPARTMENT OF CORRECTIONS HAS A NUMBER OF SUBSTANCE ABUSE TREATMENT PROGRAMS INCLUDING MODIFIED THERAPEUTIC COMMUNITY PROGRAMS, STRUCTURED SELF-HELP PROGRAMS, GROUP COUNSELING PROGRAMS, ETC. THE LENGTH OF THESE PROGRAMS RANGES FROM 10 WEEKS TO 6 MONTHS AND THE ANNUAL PROGRAM CAPACITY OF THESE PROGRAMS IS 1,428. THE TOTAL COST ASSOCIATED WITH THE SUBSTANCE ABUSE PROGRAMS IS \$1,251,500 OF WHICH \$591,975 IS FEDERAL FUNDS AND \$659,525 IS STATE FUNDS.



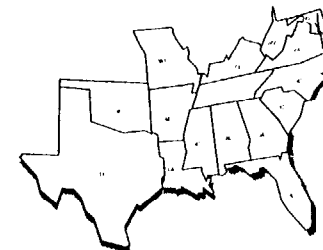
NOTE: THE NUMBER OF DRUG OFFENDERS RELATED TO THE TOTAL INMATE POPULATION FOR TENNESSEE HAS REMAINED AT APPROXIMATELY 15%.

TENNESSEE



STATE CORRECTIONS PROFILE

SELECTED CHARACTERISTICS OF ADULT INMATES (AS OF JULY 1, 2000)



PROFILE QUESTION

AVERAGE AGE AT COMMITMENT:

TOTAL NUMBER OF INMATES 50 YEARS OR OLDER:

AVERAGE SENTENCE FOR NEW COMMITMENTS:
(EXCLUDING LIFE SENTENCES)

AVERAGE TIME SERVED BY THOSE RELEASED:
(EXCLUDING LIFE SENTENCES)

THE THREE (3) MOST FREQUENTLY COMMITTED CRIMES FOR WHICH
INMATES ARE CURRENTLY SERVING TIME:

RACE AND SEX DISTRIBUTION:

PERCENTAGE WHITE

PERCENTAGE BLACK

PERCENTAGE OTHER

PERCENTAGE MALE

PERCENTAGE FEMALE

NUMBER OF INMATES SERVING LIFE

NUMBER OF INMATES SERVING LIFE (WITHOUT PAROLE)

NEW COMMITMENTS TO LIFE SENTENCES:

STATE RESPONSE:

33.1 YEARS

2,312 INMATES

8.57 YEARS

3.82 YEARS

A. DRUGS 27,983

B. ROBBERY 22,346

C. BURGLARY 20,718

30.10%

44.20%

25.60%

94.09%

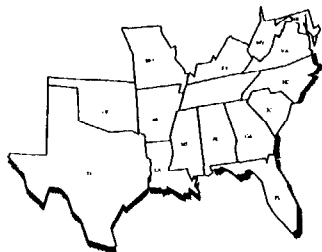
5.91%

7,278 INMATES

N/A

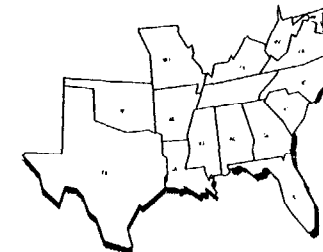
346 INMATES

TEXAS



STATE CORRECTIONS PROFILE

SELECTED CHARACTERISTICS OF ADULT INMATES (AS OF JULY 1, 2000)



PROFILE QUESTION

INMATES SERVING DEATH SENTENCES:

INMATES EXECUTED IN FY 2000:

INMATES SERVING TWENTY (20) YEARS OR MORE:

INMATES THAT HAVE ALREADY SERVED TWENTY (20)
YEARS OF THEIR CURRENT SENTENCE:

INMATES ADMITTED WHO WERE PAROLE VIOLATORS:

INMATES RELEASED FROM CUSTODY IN FY 00 FOR THE FOLLOWING:

EXPIRATION OF SENTENCE

PAROLE

GOODTIME

PROBATION

DEATH

OTHER

TOTAL

STATE RESPONSE:

451 INMATES

46 INMATES

47,724 INMATES

N/A

11,527 INMATES

3,485 INMATES

11,806 INMATES

19,124 INMATES

966 INMATES

444 INMATES

0 INMATES

35,825 INMATES

METHOD IN WHICH "GOODTIME" IS CALCULATED:

ELIGIBILITY REQUIRES PRISON TIME PLUS GOOD
CONDUCT TIME TO EQUAL THE TOTAL SENTENCE.

IS MEDICAL-EARLY OR COMPASSIONATE RELEASE ALLOWED:

YES

ARTICLE 42.18, SECTION 8 (M) OF THE TEXAS CODE OF CRIMINAL PROCEDURE/SPECIAL NEEDS RELEASES: THE CODE OF CRIMINAL PROCEDURE STIPULATES THAT SOME ELDERLY, PHYSICALLY HANDICAPPED, MENTALLY ILL, TERMINALLY ILL OR MENTALLY RETARDED INMATES MAY BE RELEASED FROM THE TDCJ-ID BEFORE THEIR PAROLE DATE, WITH WRITTEN DOCUMENTATION AND RECOMMENDATIONS FROM THE INSTITUTIONAL DIVISION PHYSICIANS.

NUMBER OF INMATES RELEASED IN FY 2000 BASED ON THE ABOVE:

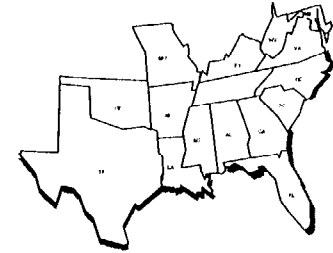
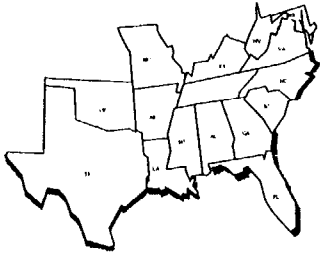
36 INMATES

INMATES BETWEEN THE AGES OF 17 AND 20:

4,068 INMATES

TEXAS

STATE CORRECTIONS PROFILE



SELECTED CHARACTERISTICS OF ADULT INMATES (HIV/AIDS AS OF JULY 1, 2000)

PROFILE QUESTION

STATE RESPONSE:

NUMBER OF AIDS CASES:

944 INMATES

NUMBER OF INMATES TESTED FOR HIV ANTIBODIES

33,801 INMATES

TESTING OF INMATES BY CATEGORY:

ADMISSION

N/A

RANDOM

N/A

INCIDENT

N/A

HIGH RISK GROUP

N/A

SYSTEMS FREQUENCY OF TESTING:

N/A

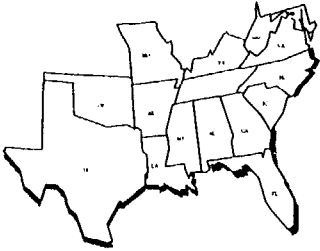
INMATES TESTING POSITIVE FOR HIV ANTIBODIES:

2,574 INMATES

THE TEXAS DEPARTMENT OF CORRECTIONS DOES NOT SEGREGATE OR ISOLATE HIV-INFECTED INMATES.

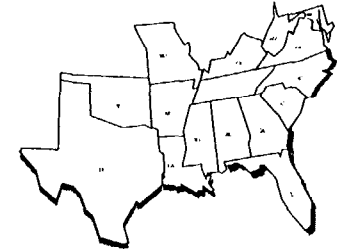
TEXAS

STATE CORRECTIONS PROFILE



METHODS OF RELIEVING OVERCROWDING

AS A METHOD OF RELIEVING OVERCROWDING, THE TEXAS DEPARTMENT OF CRIMINAL JUSTICE MAY INCREASE THE MAXIMUM SYSTEM CAPACITY BY BUILDING NEW FACILITIES AS PERMITTED UNDER TEXAS GOVERNMENT CODE, TO MATCH THE LEVELS PERMITTED UNDER THE FINAL JUDGMENT IN RUIZ V. COLLINS. THEY MAY ALSO INCREASE CAPACITY BY ACQUIRING NEW FACILITIES OR BY CONTRACTING FOR THE OPERATION OF FACILITIES.



COURT ORDER REQUIREMENTS

THE TEXAS DEPARTMENT OF CORRECTIONS WAS PLACED UNDER FEDERAL COURT ORDER IN 1982 IN WHICH THE STATE IS LITIGATING UNDER THE PRISON LITIGATION REFORM ACT. THIS COURT ORDER REQUIRES A SET NUMBER OF INMATES PER INSTITUTION BUT DOES NOT REQUIRE A MINIMUM RATIO OF SECURITY OFFICERS TO INMATES. ADDITIONAL REQUIREMENTS INCLUDE MEDICAL/PSYCHIATRIC CARE, DETAILED CORRESPONDENCE RULES, AND INTEGRATION OF HOUSING AREAS. THE STATE IS CURRENTLY LITIGATING THIS ORDER UNDER THE PRISON LITIGATION ACT.

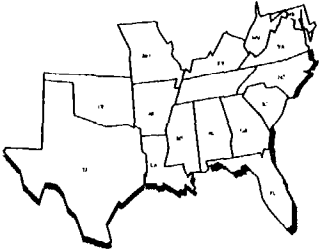
STATE INITIATIVES

ELDERLY OR INFIRMED INMATES

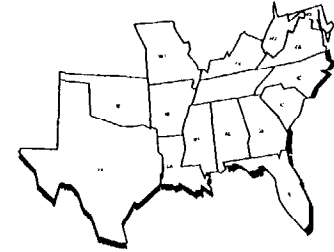
THE TEXAS DEPARTMENT OF CRIMINAL JUSTICE (TDCJ) ESTABLISHED A TASK FORCE ON AGING OFFENDERS WHICH IS ADDRESSING THE ISSUE OF THE GROWING NUMBER OF ELDERLY OFFENDERS. THE ELDERLY INMATE POPULATION IS PROJECTED TO INCREASE BY 121% BETWEEN 1998 AND 2008, FROM 4,779 INMATES TO 10,601 INMATES. THIS INCREASE IN POPULATION MAY CAUSE THE HEALTH CARE COSTS OF THE ELDERLY INMATE POPULATION TO MORE THAN DOUBLE DURING THIS PERIOD. THE AVERAGE HEALTH CARE COSTS OF THE ELDERLY INMATE IS CURRENTLY \$14,80 PER DAY. THE PRISON SYSTEM'S ANNUAL HEALTH CARE COST FOR ELDERLY INMATES MAY INCREASE FROM \$27 MILLION PER YEAR IN 1999 TO \$56 MILLION IN 2008.

TEXAS

STATE CORRECTIONS PROFILE



STATE INITIATIVES



TDCJ CLUSTERS ELDERLY INMATES IN CERTAIN UNITS. FOURTEEN UNITS HOUSE ABOUT 47% OF THE ELDERLY POPULATION AND THE REMAINING 53% ARE DISTRIBUTED THROUGHOUT THE OTHER TDJC FACILITIES. A UNIT DEVELOPED AS A GERIATRIC FACILITY WITH A CAPACITY OF 60 BEDS HOUSES OFFENDERS WHO REQUIRE A SHELTERED ENVIRONMENT AND MAY NEED SPECIALTY SERVICES.

CURRENTLY, THERE IS NO NEW LEGISLATION WHICH HAS BEEN ENACTED SPECIFICALLY ADDRESSING THIS ISSUE.

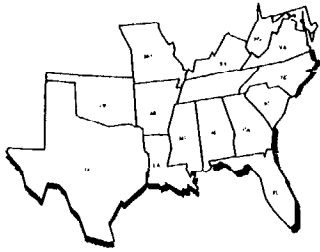
PRISON BASED SUBSTANCE ABUSE TREATMENT PROGRAMS

THE TEXAS DEPARTMENT OF CRIMINAL JUSTICE HAS IDENTIFIED THE FOLLOWING FORMS OF SUBSTANCE ABUSE TREATMENT PROGRAMS:

(1) SUBSTANCE ABUSE FELONY PUNISHMENT FACILITIES - AN INTENSIVE NINE TO TWELVE MONTH THERAPEUTIC COMMUNITY PROGRAM SENTENCED BY A JUDGE AS A CONDITION OF PROBATION OR AS A MODIFICATION OF PAROLE/PROBATION. THE PROGRAM CONSISTS OF ORIENTATION, MAIN TREATMENT, AND RE-ENTRY. OFFENDERS MAY ALSO PARTICIPATE IN PEER SUPPORT GROUPS.

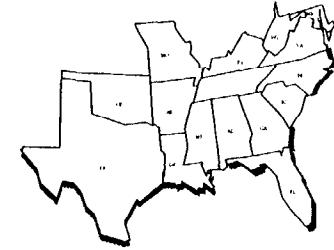
(2) IN-PRISON THERAPEUTIC COMMUNITY-9 TO 12 MONTH INTENSIVE THERAPEUTIC COMMUNITY TREATMENT PROGRAM FOR OFFENDERS IDENTIFIED AS NEEDING SUBSTANCE ABUSE TREATMENT; PARTICIPATION BY PAROLE BOARD VOTE, RELEASED ON PAROLE AFTER PROGRAM COMPLETION TO COMMUNITY RESIDENTIAL FACILITY FOR 3 MONTHS FOLLOWED BY OUTPATIENT TREATMENT FOR 12 MONTHS.

TEXAS



STATE CORRECTIONS PROFILE

STATE INITIATIVES (CONTINUED)



PRISON BASED SUBSTANCE ABUSE TREATMENT PROGRAMS (CONTINUED)

(3) PRE-RELEASE SUBSTANCE ABUSE PROGRAM - AN INTENSIVE 6-MONTH TREATMENT PROGRAM FOR OFFENDERS WITH SERIOUS SUBSTANCE ABUSE/DEPENDENCY AND ANTISOCIAL CHARACTERISTICS FROM INSTITUTIONAL DIVISION UNITS. THESE OFFENDERS ARE WITHIN 6 TO 9 MONTHS OF RELEASE AS IDENTIFIED BY THE TEXAS DEPARTMENT OF CRIMINAL JUSTICE CLASSIFICATION DEPARTMENT AND PAROLE DIVISION. TREATMENT MODALITY IS SIMILAR TO SUBSTANCE ABUSE FELONY PUNISHMENT FACILITIES, BUT IS MUCH MORE CONDENSED. OFFENDERS MAY PARTICIPATE IN PEER SUPPORT GROUPS.

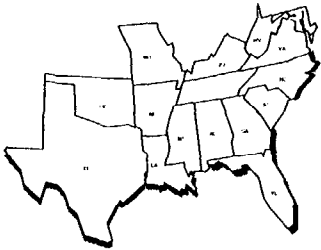
(4) STATE JAIL SUBSTANCE ABUSE TREATMENT PROGRAM - OFFERS FIVE SEPARATE PROGRAMS FOR OFFENDERS WITH FOURTH DEGREE FELONIES WHO ARE SENTENCED BY A JUDGE TO SERVE A SENTENCE FOR NOT MORE THAN TWO YEARS.

(5) INTERMEDIATE SANCTION FACILITY (ISF) - A PAROLE PROGRAM DESIGNED TO TREAT OFFENDERS WHO HAVE RELAPSED.

(6) INSTITUTIONAL SUBSTANCE ABUSE EDUCATIONAL PROGRAM - ALL INSTITUTIONAL DIVISION OFFENDERS ARE REFERRED TO THE ADDICTION AND HUMAN DEVELOPMENT EDUCATION PROGRAM AS IT BENEFITS EVEN NON-DRINKERS/NON-USERS. THE PROGRAM INVOLVES SCREENING TO HELP DETERMINE SEVERITY OF ANY ALCOHOL OR DRUG PROGRAMS, AND PRIORITIZING PROGRAM PARTICIPATION. DRUG EDUCATION IS PROVIDED TO OFFENDERS AS SOON AS POSSIBLE AFTER INCARCERATION.

TEXAS

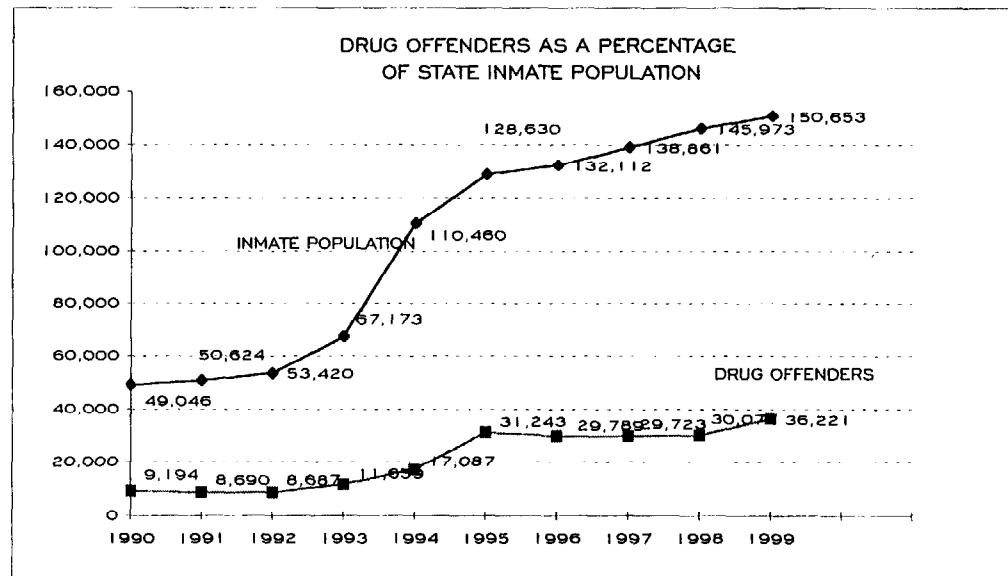
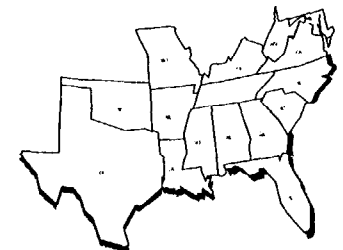
STATE CORRECTIONS PROFILE



STATE INITIATIVES (CONTINUED)

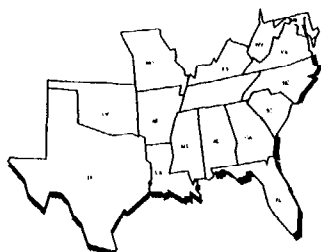
PRISON BASED SUBSTANCE ABUSE TREATMENT PROGRAMS (CONTINUED)

(7) CONTINUUM OF CARE - SUCCESSFUL GRADUATES OF THE SUBSTANCE ABUSE TREATMENT PROGRAMS AT THE SAFF FACILITIES AND IPTC'S PROGRESS TO ONE OF THE TRANSITIONAL TREATMENT CENTERS OPERATED UNDER CONTRACT MONITORED BY THE PAROLE DIVISION AND THE SUBSTANCE ABUSE TREATMENT PROGRAM. PARTICIPANTS RESIDE FOR 3 MONTHS AT THE TTC, BUT OBTAIN EMPLOYMENT IN THE LOCAL COMMUNITY. SUBSTANCE ABUSE TREATMENT AND THE THERAPEUTIC GROUP PROCESS CONTINUE DURING THE RESIDENTS' TIME IN THE TTC. UPON LEAVING THE TTC, PARTICIPANTS CONTINUE FURTHER TREATMENT FOR ONE YEAR ON AN OUTPATIENT BASIS WITH AN AFTERCARE PROVIDER. THUS, THE CONTINUUM OF CARE, FROM SAFFP OR IPTC THROUGH THE TTC AND AFTERCARE PROCESS, IS TWO YEARS.



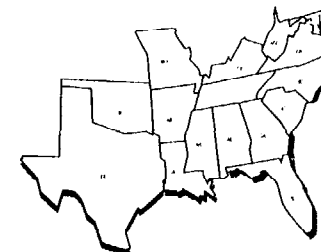
NOTE: THE NUMBER OF DRUG OFFENDERS RELATED TO THE TOTAL INMATE POPULATION FOR TEXAS HAS INCREASED FROM 18.75% IN 1990 TO 24.04 % IN 1999.

TEXAS



STATE CORRECTIONS PROFILE

SELECTED CHARACTERISTICS OF ADULT INMATES (AS OF JULY 1, 2000)



PROFILE QUESTION

AVERAGE AGE AT COMMITMENT:

TOTAL NUMBER OF INMATES 50 YEARS OR OLDER:

AVERAGE SENTENCE FOR NEW COMMITMENTS:
(EXCLUDING LIFE SENTENCES)

AVERAGE TIME SERVED BY THOSE RELEASED:
(EXCLUDING LIFE SENTENCES)

THE THREE (3) MOST FREQUENTLY COMMITTED CRIMES FOR WHICH
INMATES ARE CURRENTLY SERVING TIME:

RACE AND SEX DISTRIBUTION:

PERCENTAGE WHITE

PERCENTAGE BLACK

PERCENTAGE OTHER

PERCENTAGE MALE

PERCENTAGE FEMALE

NUMBER OF INMATES SERVING LIFE

NUMBER OF INMATES SERVING LIFE (WITHOUT PAROLE)

NEW COMMITMENTS TO LIFE SENTENCES:

STATE RESPONSE:

32.1 YEARS

384 INMATES

5.2 YEARS

3.2 YEARS

A. ROBBERY

B. LARCENY/FRAUD

C. DRUGS

34.30%

64.80%

0.90%

93.60%

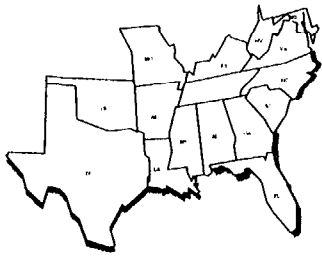
6.40%

1,521 INMATES

313 INMATES

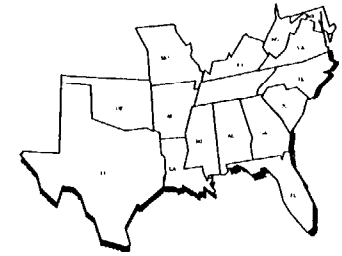
73 INMATES

VIRGINIA



STATE CORRECTIONS PROFILE

SELECTED CHARACTERISTICS OF ADULT INMATES (AS OF JULY 1, 2000)



PROFILE QUESTION

INMATES SERVING DEATH SENTENCES:

INMATES EXECUTED IN FY 2000:

INMATES SERVING TWENTY (20) YEARS OR MORE:

INMATES THAT HAVE ALREADY SERVED TWENTY (20)
YEARS OF THEIR CURRENT SENTENCE:

INMATES ADMITTED WHO WERE PAROLE VIOLATORS:

INMATES RELEASED FROM CUSTODY IN FY 2000 FOR THE FOLLOWING:

EXPIRATION OF SENTENCE

PAROLE

GOODTIME

PROBATION

DEATH

OTHER

TOTAL

METHOD IN WHICH "GOODTIME" IS CALCULATED:

IS MEDICAL-EARLY OR COMPASSIONATE RELEASE ALLOWED:

NUMBER OF INMATES RELEASED IN FY 2000 BASED ON THE ABOVE:

INMATES BETWEEN THE AGES OF 17 AND 20:

STATE RESPONSE:

34 INMATES

10 INMATES

10,028 INMATES

1,018 INMATES

916 INMATES

4,975 INMATES

3,553 INMATES

INCLUDED IN EXPIRATION

INCLUDED IN EXPIRATION

70 INMATES

234 INMATES

8,832 INMATES

THESE INMATES SERVED APPROX. 85 TO 90%
OF THEIR SENTENCE.

No

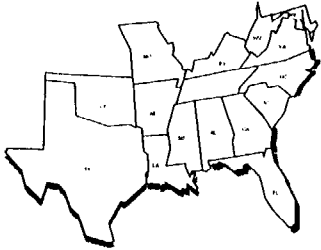
N/A

68 INMATES < 18 YEARS

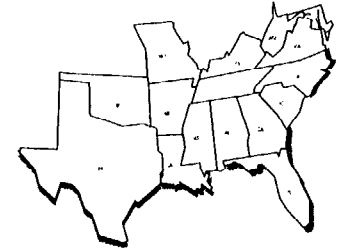
5,293 INMATES 18-24 YEARS

VIRGINIA

STATE CORRECTIONS PROFILE



SELECTED CHARACTERISTICS OF ADULT INMATES (AS OF JULY 1, 2000)



PROFILE QUESTION

STATE RESPONSE:

NUMBER OF AIDS CASES:

586 INMATES

NUMBER OF INMATES TESTED FOR HIV ANTIBODIES

2,336 INMATES

TESTING OF INMATES BY CATEGORY:

ADMISSION

N/A

RANDOM

N/A

INCIDENT

N/A

HIGH RISK GROUP

N/A

SYSTEMS FREQUENCY OF TESTING:

INMATE REQUEST OR SYMPTOMATIC

INMATES TESTING POSITIVE FOR HIV ANTIBODIES:

67 INMATES

THE VIRGINIA DEPARTMENT OF CORRECTIONS DOES NOT SEGREGATE OR ISOLATE HIV-INFECTED INMATES.

VIRGINIA

STATE CORRECTIONS PROFILE

METHODS OF RELIEVING OVERCROWDING

THE VIRGINIA DEPARTMENT OF CORRECTIONS DID NOT PROVIDE A RESPONSE REGARDING THE QUESTION REGARDING METHODS TO RELIEVE OVERCROWDING.

COURT ORDER REQUIREMENTS

THE VIRGINIA DEPARTMENT OF CORRECTIONS WAS NOT UNDER A FEDERAL OR STATE COURT ORDER AS OF JUNE 30, 2000.

STATE INITIATIVES

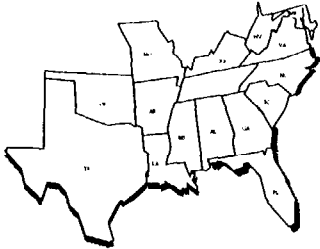
ELDERLY OR INFIRMED INMATES

CURRENTLY THE STATE OF VIRGINIA HAS A GERIATRIC DORMITORY AT STAUNTON CORRECTIONAL CENTER WHICH HOUSES HEALTHY GERIATRIC INMATES WHO HAVE NO PHYSICAL DEFICITS. IN JULY OF 1999, A 40 BED ASSISTED LIVING UNIT WAS ESTABLISHED AT DEERFIELD CORRECTIONAL CENTER.

A BUDGET REQUEST WAS RECENTLY SUBMITTED TO THE GENERAL ASSEMBLY REQUESTING FUNDING FOR A 200 BED FACILITY AT DEERFIELD CORRECTIONAL CENTER. THIS FACILITY WILL HOUSE HANDICAPPED AS WELL AS GERIATRIC INMATES IF APPROVED.

NO SPECIFIC LEGISLATION HAS BEEN ENACTED. HOWEVER, A STUDY WAS REQUESTED BY THE GENERAL ASSEMBLY IN 1998 CONCERNING THE ISSUE OF THE INCREASING NUMBER OF ELDERLY INMATES.

VIRGINIA

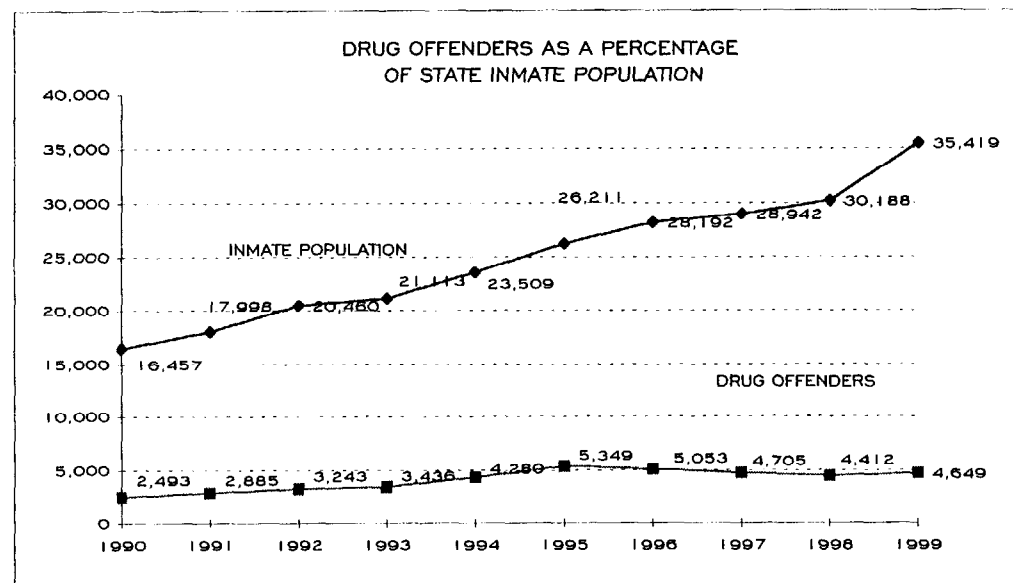
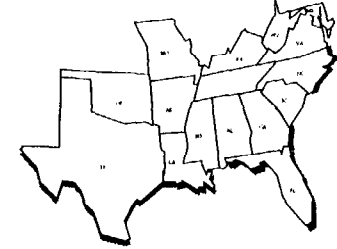


STATE CORRECTIONS PROFILE

STATE INITIATIVES

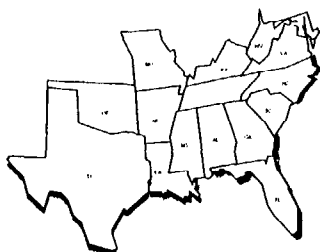
PRISON BASED SUBSTANCE ABUSE TREATMENT PROGRAMS

THE VIRGINIA DEPARTMENT OF CORRECTIONS HAS 1,825 THERAPEUTIC COMMUNITY BEDS IN 9 PRISONS. ALL PRISONS OFFER SUBSTANCE ABUSE EDUCATION PROGRAMS. MANY OFFER GROUP COUNSELING. THE COST OF THE THERAPEUTIC COMMUNITY BEDS IS APPROXIMATELY \$2,000 PER BED PER YEAR, OVERLAY TO PRISON COSTS. THE DEPARTMENT USES BOTH STATE AND FEDERAL GRANT FUNDS. THE VDOC IS TRACKING PARTICIPANTS IN THE PROGRAM AND THEY ARE AT A PROCESS EVALUATION STAGE. WHEN OUTCOME STUDIES ARE COMPLETED, THEY WILL COMPARE RECIDIVISM RATES WITH GENERAL PROGRAM INMATES.



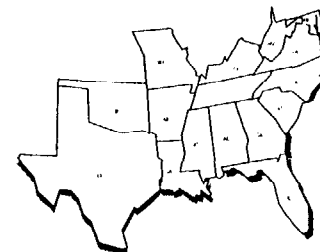
NOTE: THE NUMBER OF DRUG OFFENDERS RELATED TO THE TOTAL INMATE POPULATION FOR VIRGINIA HAS DECREASED FROM 15.15% IN 1990 TO 13.13 % IN 1999.

VIRGINIA



STATE CORRECTIONS PROFILE

SELECTED CHARACTERISTICS OF ADULT INMATES (AS OF JULY 1, 2000)



PROFILE QUESTION

AVERAGE AGE AT COMMITMENT:

TOTAL NUMBER OF INMATES 50 YEARS OR OLDER:

AVERAGE SENTENCE FOR NEW COMMITMENTS:
(EXCLUDING LIFE SENTENCES)

AVERAGE TIME SERVED BY THOSE RELEASED:
(EXCLUDING LIFE SENTENCES)

THE THREE (3) MOST SERIOUS CRIMES FOR WHICH
INMATES ARE CURRENTLY SERVING TIME:

RACE AND SEX DISTRIBUTION:

PERCENTAGE WHITE

PERCENTAGE BLACK

PERCENTAGE OTHER

PERCENTAGE MALE

PERCENTAGE FEMALE

NUMBER OF INMATES SERVING LIFE

NUMBER OF INMATES SERVING LIFE (WITHOUT PAROLE)

NEW COMMITMENTS TO LIFE SENTENCES:

STATE RESPONSE:

28 YEARS

160 INMATES

10 YEARS

5.75 YEARS

A. FIRST DEGREE MURDER

B. AGGRAVATED ROBBERY

C. SEXUAL ASSAULT

83.00%

17.00%

0.00%

95.00%

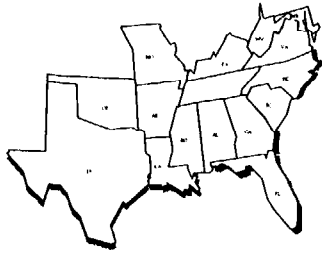
5.00%

273 INMATES

207 INMATES

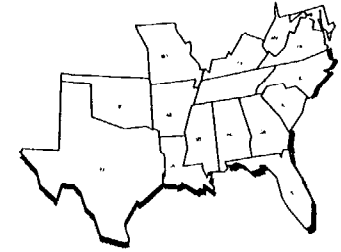
40 INMATES

WEST VIRGINIA



STATE CORRECTIONS PROFILE

SELECTED CHARACTERISTICS OF ADULT INMATES (AS OF JULY 1, 2000)



PROFILE QUESTION

INMATES SERVING DEATH SENTENCES:

INMATES SERVING TWENTY (20) YEARS OR MORE:
INMATES THAT HAVE ALREADY SERVED TWENTY (20)
YEARS OF THEIR CURRENT SENTENCE:

INMATES ADMITTED WHO WERE PAROLE VIOLATORS:

INMATES RELEASED FROM CUSTODY IN FY 00 FOR THE FOLLOWING:

EXPIRATION OF SENTENCE

PAROLE

GOODTIME

PROBATION

DEATH

OTHER

TOTAL

STATE RESPONSE:

0 INMATES (WV ABOLISHED THE DEATH PENALTY
IN 1965)

928 INMATES

722 INMATES

217 INMATES

237 INMATES

757 INMATES

N/A INMATES

0 INMATES

8 INMATES

232 INMATES

1,234 INMATES

COURT ORDERED RELEASES

METHOD IN WHICH "GOODTIME" IS CALCULATED:

NO RESPONSE

IS MEDICAL-EARLY OR COMPASSIONATE RELEASE ALLOWED:

YES

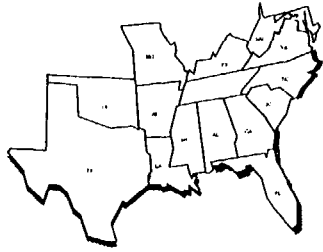
NUMBER OF INMATES RELEASED IN FY 00 BASED ON THE ABOVE:

0 INMATES

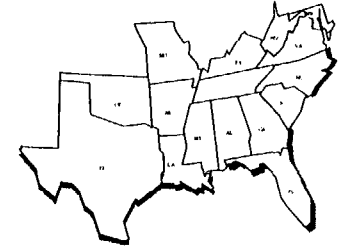
INMATES BETWEEN THE AGES OF 17 AND 20:

116 INMATES

WEST VIRGINIA



STATE CORRECTIONS PROFILE



SELECTED CHARACTERISTICS OF ADULT INMATES (HIV/AIDS AS OF JULY 1, 2000)

PROFILE QUESTION

NUMBER OF AIDS CASES:

NUMBER OF INMATES TESTED FOR HIV ANTIBODIES

TESTING OF INMATES BY CATEGORY:

ADMISSION

RANDOM

INCIDENT

HIGH RISK GROUP

SYSTEMS FREQUENCY OF TESTING:

INMATES TESTING POSITIVE FOR HIV ANTIBODIES:

NOTE: THE WEST VIRGINIA DEPARTMENT OF CORRECTIONS DOES NOT SEGREGATE OR
ISOLATE HIV-INFECTED INMATES.

STATE RESPONSE:

5 INMATES

200 INMATES

2 INMATES

10 INMATES

21 INMATES

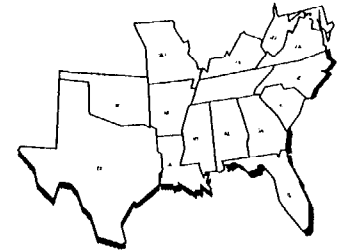
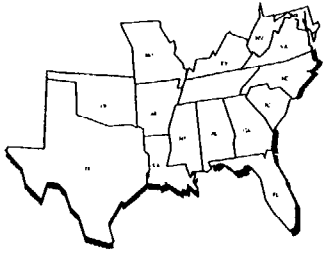
167 INMATES

CLINICALLY NEEDED; INMATE REQUEST; INCIDENT

8 INMATES

WEST VIRGINIA

STATE CORRECTIONS PROFILE



METHODS OF RELIEVING OVERCROWDING

THE WEST VIRGINIA DEPARTMENT OF CORRECTIONS RENOVATED THE OLD STATE MENTAL RETARDATION CENTER INTO A PRISON AND ADDED BED SPACE TO EXISTING FACILITIES.

COURT ORDER REQUIREMENTS

THE WEST VIRGINIA DEPARTMENT OF CORRECTIONS IS NOT CURRENTLY UNDER A FEDERAL OR STATE COURT ORDER DURING THE YEAR ENDING JUNE 30, 2000.

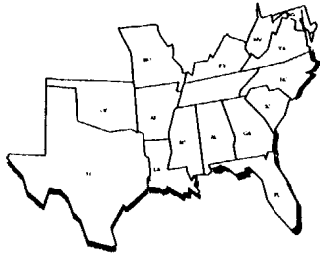
STATE INITIATIVES

ELDERLY OR INFIRMED INMATES

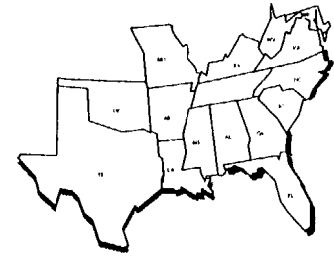
THE WEST VIRGINIA DIVISION OF CORRECTIONS CONVERTED THE OLD MENTAL RETARDATION CENTER INTO A PRISON FOR OLDER INMATES AND INMATES WITH MEDICAL PROBLEMS.

WEST VIRGINIA

STATE CORRECTIONS PROFILE

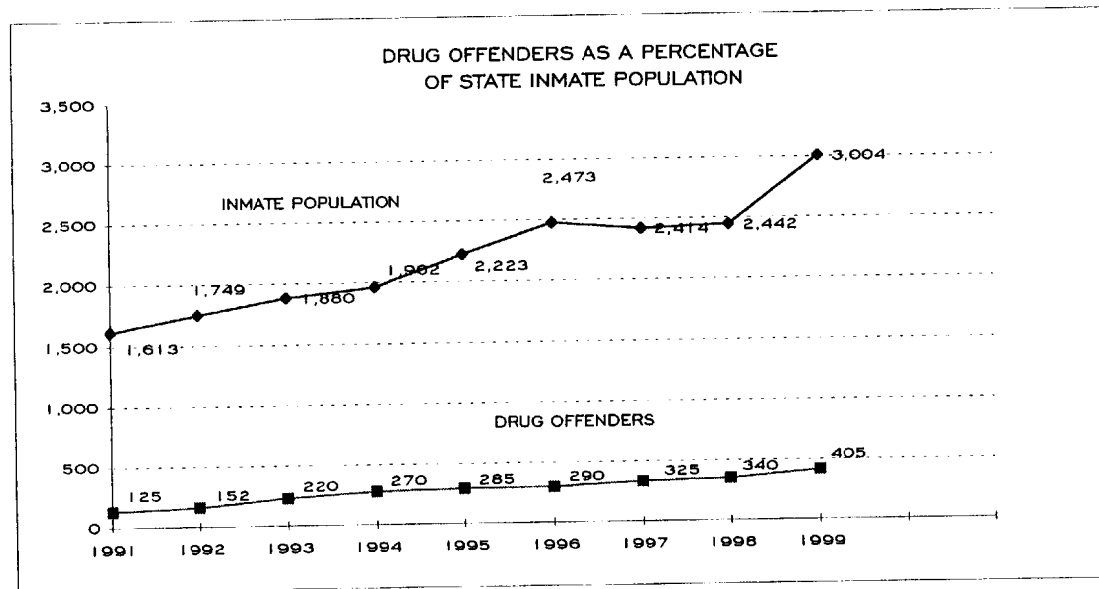


STATE INITIATIVES



PRISON-BASED SUBSTANCE ABUSE TREATMENT PROGRAMS

THE WEST VIRGINIA DIVISION OF CORRECTIONS HAS INDICATED THAT EXTENSIVE DRUG TREATMENT CLASSES ARE PROVIDED AT MOST INSTITUTIONS. IN ADDITION, BECKLEY CORRECTIONAL CENTER IS A DEDICATED DUI TREATMENT FACILITY. RECIDIVISM RATES ARE NOT AVAILABLE FOR THE SUBSTANCE ABUSE PROGRAMS.



NOTE: THE NUMBER OF DRUG OFFENDERS RELATED TO THE TOTAL INMATE POPULATION FOR WEST VIRGINIA HAS INCREASED FROM 6.92% IN 1989 TO 13.48% IN 1999.

WEST VIRGINIA