


# ADULT CORRECTIONAL SYSTEMS

A Report Submitted to the  
**FISCAL AFFAIRS AND GOVERNMENTAL OPERATIONS COMMITTEE**

**Southern Legislative Conference**

**Council of State Governments**



**JOHN R. ROMBACH,**  
**LEGISLATIVE FISCAL OFFICER**

Prepared by:  
Kristy Freeman, Fiscal Analyst  
Louisiana Legislative Fiscal Office

John J. Hainkel, Jr.,  
President of the Louisiana Senate

Charles W. DeWitt, Jr.,  
Speaker of the Louisiana House

**2002**

This public document was published at a total cost of \$642 (\$3.21 per copy). 200 copies of this public document were published in this first printing. This document was published for the Louisiana Legislative Fiscal Office, Post Office Box 44097, Baton Rouge, Louisiana 70804 by the Louisiana House of Representatives, Post Office Box 94183, Baton Rouge, Louisiana 70804 in an effort to provide legislators, staff and the general public with an accurate summary of Adult Correctional Systems Comparative Data for FY 2002. This material was printed in accordance with the standard for printing by state agencies established pursuant to R.S. 43.31.

# ADULT CORRECTIONAL SYSTEMS

## TABLE OF CONTENTS

PREFACE	<u>PAGE</u>
INTRODUCTION AND METHODOLOGY	
I. INMATE POPULATION TRENDS AND INCARCERATION RATES .....	1 - 7
II. PRISON AND JAIL CAPACITIES .....	8 - 14
III. BUDGETARY ISSUES.....	15 - 19
IV. STAFFING PATTERNS AND INMATE VIOLENT INCIDENTS.....	20 - 26
V. PROJECTED COSTS OF NEW PRISONS .....	27 - 29
VI. PROBATION AND PAROLE .....	30 - 35
VII. REHABILITATION.....	36 - 37
VIII. PRISON INDUSTRIES .....	38 - 40
IX. PRIVATIZATION.....	41 - 43

## TABLE OF CONTENTS

### (CONTINUED)

#### PAGE

#### X. STATE PROFILES

ALABAMA .....	45 - 48
ARKANSAS.....	49 - 55
FLORIDA.....	56 - 61
GEORGIA .....	62 - 67
KENTUCKY .....	68 - 72
LOUISIANA.....	73 - 77
MARYLAND.....	78 - 82
MISSISSIPPI .....	83 - 88
MISSOURI .....	89 - 94
NORTH CAROLINA .....	95 - 100
OKLAHOMA .....	101 - 104
SOUTH CAROLINA.....	105 - 109
TENNESSEE .....	110 - 114
TEXAS .....	115 - 121
VIRGINIA.....	122 - 125
WEST VIRGINIA.....	126 - 129

## PREFACE

While states continue to predict increasing prison populations over the next five to ten years, recent data suggests that the rapid growth rates of the past have slowed. During the last seven years, the annual growth of inmates in state facilities has declined from 8.1% from 1995-96 to 2.1% from 2001-02. This is not only a southern trend, but also a national one as well. Two factors that contribute to this drop in the growth of incarceration over the last few years are lower crime rates and states' efforts to control the amount of money being spent on corrections.

According to the latest FBI crime statistics, the number of incidents per 100,000 residents for the crimes of robbery, assault, burglary, and murder have declined, with the murder rate at a 35 year low. In addition to falling crime rates, states' efforts to control corrections expenditures associated with prior growth in prison populations have also contributed to a slower growth in prison populations. "Truth in Sentencing" legislation, the elimination of "good time" in which an inmate's sentence is reduced due to good behavior, and longer prison sentences for habitual offenders, have in the past created growing prison populations and put tremendous fiscal pressure on the states. In the last 10 years, corrections expenditures for states in the Southern Legislative Conference have increased by 79.3%. These southern states spend an average of \$16,683 per year to incarcerate an adult inmate and a total which exceeds \$10 billion on adult corrections for fiscal year 2001-02.

In an effort to control the growth of the prison population, to reduce the rate at which inmates return to prison, and to contain corrections expenditures, many states are now using alternative programs to incarceration. These include pretrial diversion programs, intensive probation, drug courts which allow for immediate sanctions for substance abusers, home incarceration with the use of electronic monitoring for non-violent offenders, and work release programs for technical parole violators. Many states are starting to evaluate the effectiveness of such programs by tracking participants and comparing recidivism rates. Continued data comparisons and studies of these programs will be key in determining which methods could play a major role in controlling the future growth of prison populations.

# INTRODUCTION AND METHODOLOGY

## **INTRODUCTION**

This report is the twenty-seventh in a series of annual presentations to the Fiscal Affairs and Government Operations Committee of the Southern Legislative Conference. The report includes a summary of key findings and statistical tables based upon a questionnaire distributed to each member state in August, 2002.

Many thanks to the legislative staff and correctional agency staff who provided the requested information. Thanks also to several co-workers who assisted with the preparation of this report: Gordon Monk, Carolyn Nicklas, Jean Pederson, and Matt Gautreaux.

Kristy Freeman  
Legislative Fiscal Analyst  
Louisiana Legislative Fiscal Office  
P. O. Box 44097  
Baton Rouge, Louisiana 70804  
(225) 342-7233  
FAX (225) 342-7243  
e-mail [freemank@legis.state.la.us](mailto:freemank@legis.state.la.us)

## METHODOLOGY

The purpose of this report is to provide legislators and staff in each state with a reference document that can be used to compare Corrections Programs in a particular state to others throughout the southern region.

A questionnaire was sent to each of the 16 states in the Southern Legislative Conference. The information reported in this survey is taken directly from the returned surveys, unless so noted. In addition to group reporting of like data, selected data from the states has been compiled into a "Corrections State Profile" for each state. These include, but are not limited to, selected characteristics of adult inmates and major state initiatives.

It should be noted that although identical surveys were sent to each state, there may be certain inconsistencies due to differences in interpretation of corrections data. We have attempted to adjust these inconsistencies when making comparisons among states. To the best of our ability this has been done with each state's prior approval.

All sixteen SLC states responded to the survey.

NOTE: For purposes of this report "n/a" denotes that the requested information was not available for reporting.



# INMATE POPULATION TRENDS AND INCARCERATION RATES

The inmate population housed in state correctional facilities throughout the Southern Legislative Conference region increased by 11,226 or 2.1 percent from July 1, 2001 to July 1, 2002 (based on figures reported in previous years surveys). The rate of change for each state varied widely, from a 9.4 percent increase in Mississippi to a .1 percent decrease in Texas. A yearly trend summary of the growth of inmates housed in state correctional systems as of July 1 of each year is presented below. (The variations in this table prior to 1994 reflect the addition of Missouri to the Southern Legislative Conference.) Note: These numbers have been revised where noted based on adjustments provided by the member states.

Year	Number of Inmates (in state fac.)	% Increase
1-Jul-83	183,325	
1-Jul-84	185,756	1.3%
1-Jul-85	196,251	5.6%
1-Jul-86	204,075	4.0%
1-Jul-87	214,786	5.2%
1-Jul-88	221,990	3.4%
1-Jul-89	236,492	6.5%
1-Jul-90	264,283	11.8%
1-Jul-91	282,046	6.7%
1-Jul-92	297,037	5.3%
1-Jul-93	325,232	9.5%
1-Jul-94	352,768	8.5%
1-Jul-95	411,746	16.7%
1-Jul-96	444,952	8.1%
1-Jul-97	465,879	4.7%
1-Jul-98	485,399	4.2%
1-Jul-99	508,043	4.7%
1-Jul-00	518,361	2.0%
1-Jul-01	523,683	1.0%
1-Jul-02	534,909	2.1%

Between 1992 and 2002 the resident population of the sixteen state Southern Legislative Conference region increased from 85.6 million to 106.1 million, a 23.9 percent increase. During that same time period, the number of state inmates (including state inmates housed in local jails) increased by 90.7 percent from 302,776 to 577,365. Not surprisingly, the incarceration rate in the SLC region, which is the number of inmates per one hundred thousand inhabitants, increased from 353.5 in 1992 to 544.2 in 2002 and continued to exceed the U.S. incarceration rate which increased from 319 in 1992 to 638.6 in 2002.

YEAR	SLC Total Population (thousands)	U.S. Population (thousands)	SLC Total State Inmates (incl. jails)	U.S. Inmates	SLC State Inmates/ 100,000 Pop.	U.S. Inmates/ 100,000 Pop.
1992	85,639	252,177	302,776	804,524	353.5	319.0
2002	106,089	284,796	577,365	1,818,572	544.2	638.6
% Increase	23.9%	12.9%	90.7%	126.0%	53.9%	100.2%

The number of state inmates housed in local jails in the SLC accounts for 7.4 percent of the total inmate population of 577,365 housed in both state facilities and local jails. As of July 1, 2002, there were 42,456 state inmates housed in local jails.

Fourteen states surveyed provided projections of the growth of their inmate populations housed in state facilities to the year 2007. These states expect varying increases from 2002 to 2007 in the number of inmates, from 2.5 percent in Texas to 59 percent in Kentucky. Eight states projected inmate populations to the year 2012. Predicted increases during the ten-year period range from 8.1 percent in Oklahoma to 70.6 percent in Tennessee.

# ADULT INMATE POPULATION HOUSED IN STATE CORRECTIONAL FACILITIES

STATE	Inmate Population (a)		Inmates per 100,000 Pop. (b) 1-Jul-02	Rank in SLC	Inmate Population Change			
	1-Jul-01	1-Jul-02			98 to 99	99 to 00	00 to 01	01 to 02
ALABAMA	24,280	25,090	562.1	4	10.8%	0.1%	7.0%	3.3%
ARKANSAS	11,046	11,521	428.0	12	3.5%	1.6%	1.6%	4.3%
FLORIDA	71,960	73,506	448.3	8	3.4%	3.9%	1.1%	2.1%
GEORGIA	45,463	46,937	559.9	5	8.3%	4.0%	4.9%	3.2%
KENTUCKY	11,577	12,320	303.1	15	2.1%	-6.2%	4.2%	6.4%
LOUISIANA	19,528	19,733	441.9	11	3.3%	1.0%	0.1%	1.0%
MARYLAND	23,529	23,755	442.0	10	8.4%	2.3%	1.6%	1.0%
MISSISSIPPI	15,797	17,279	604.6	3	44.4%	10.1%	-1.3%	9.4%
MISSOURI	28,145	29,771	528.9	7	2.4%	7.2%	3.4%	5.8%
NORTH CAROLINA	31,799	33,021	403.4	13	-2.7%	-0.8%	1.4%	3.8%
OKLAHOMA	22,605	22,843	660.2	2	6.2%	5.5%	-0.3%	1.1%
SOUTH CAROLINA	21,365	22,169	545.6	6	1.0%	-0.3%	1.2%	3.8%
TENNESSEE	17,346	17,533	305.5	14	5.9%	2.4%	3.7%	1.1%
TEXAS	144,197	144,051	675.5	1	0.0%	0.7%	-1.9%	-0.1%
VIRGINIA	31,743	31,907	444.0	9	18.6%	0.8%	1.0%	0.5%
WEST VIRGINIA	3,303	3,473	192.8	16	23.0%	1.3%	8.5%	5.1%
TOTAL	523,683	534,909	504.2		4.7%	2.0%	1.0%	2.1%

(a) Incarceration rates shown are for inmates in state facilities only.

For total incarceration rates see table "State Inmates in State and Local Jails."

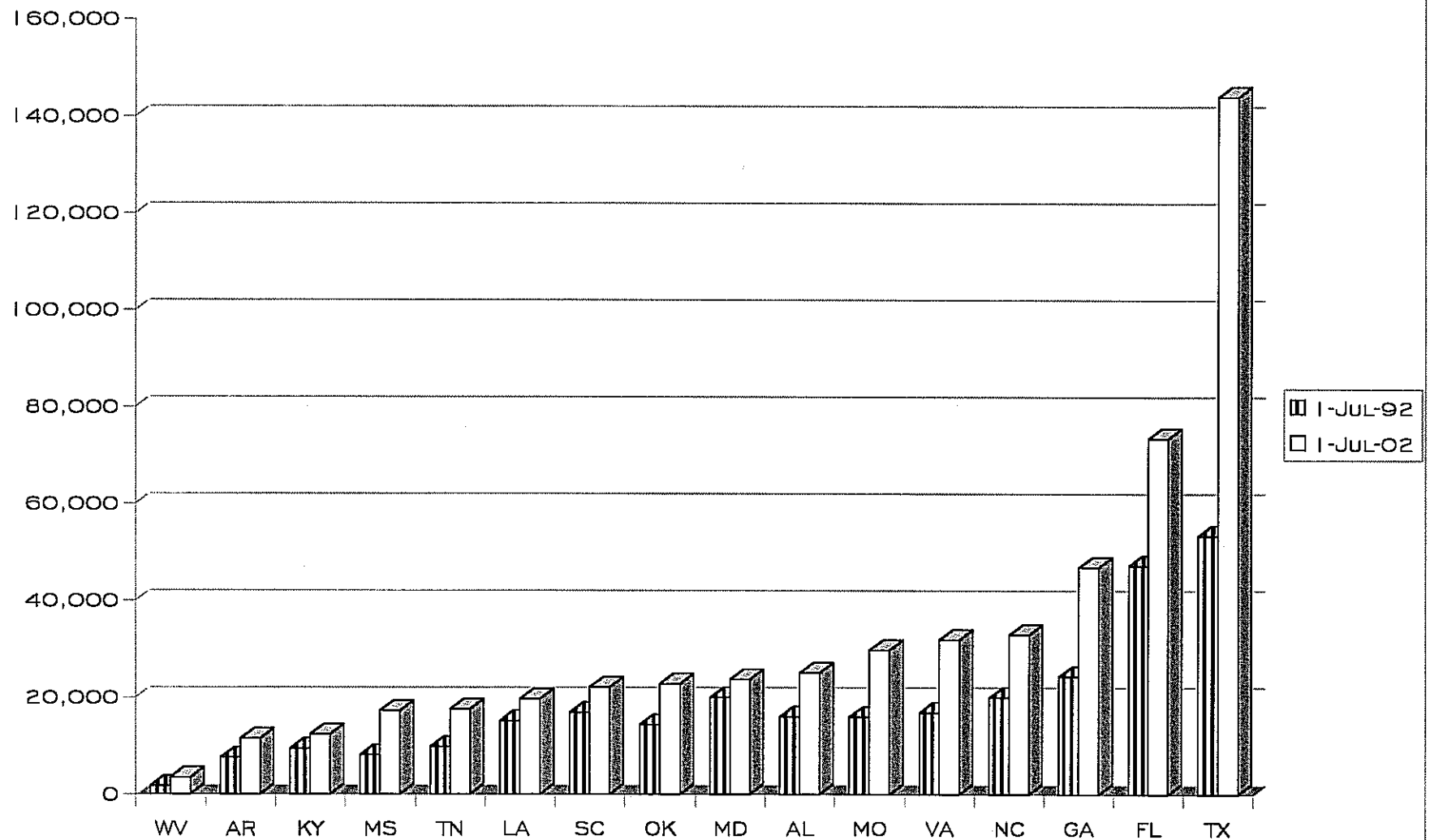
(b) Population data from Bureau of the Census, Population Division.

GROWTH OF ADULT  
INMATE POPULATION HOUSED IN STATE FACILITIES  
1992 TO 2002

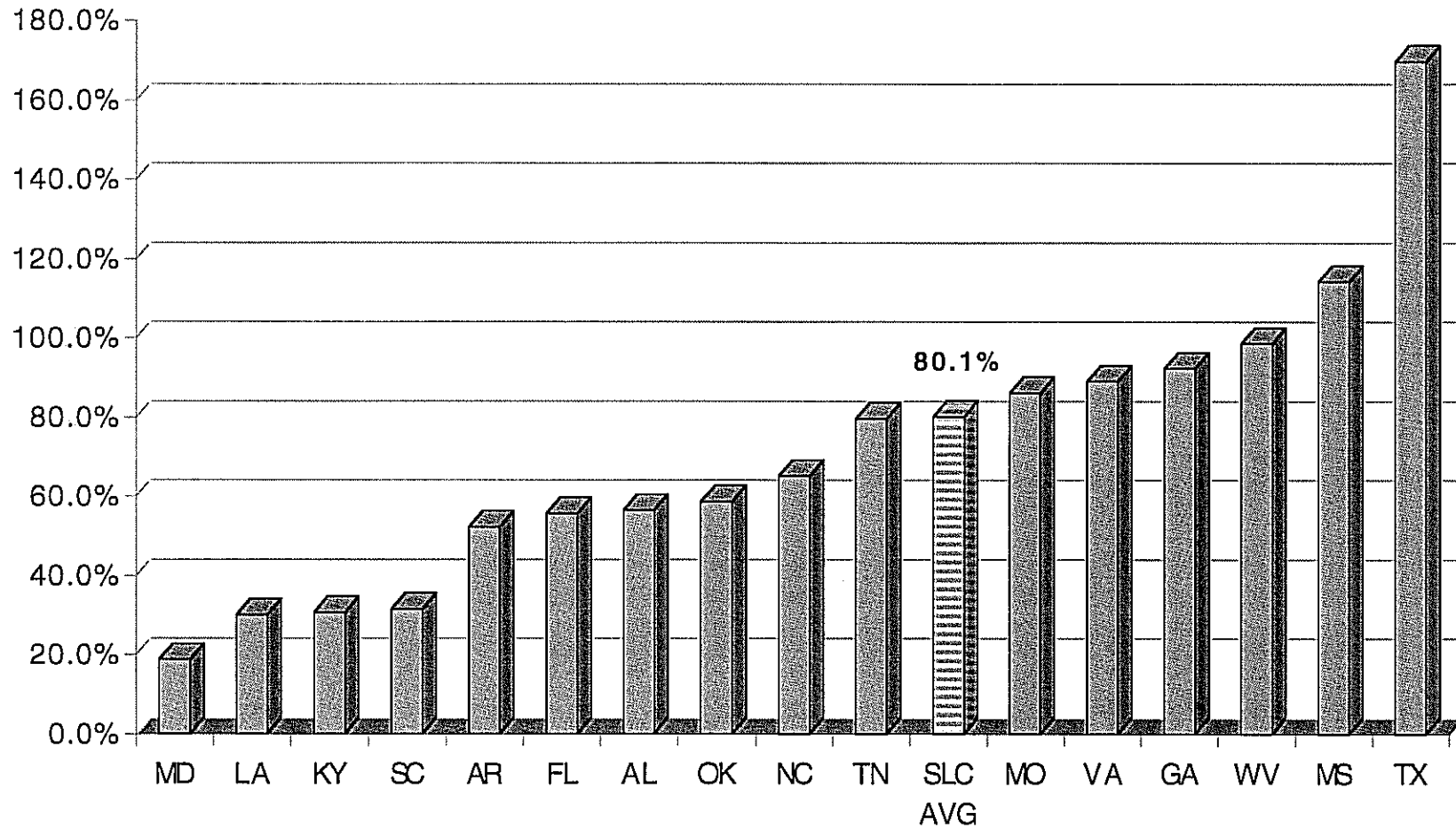
STATE	Inmate Population		Total Increase 1992-2002	Percent Increase
	1-Jul-92 (a)	1-Jul-02		
ALABAMA	16,039	25,090	9,051	56.4%
ARKANSAS	7,570	11,521	3,951	52.2%
FLORIDA	47,226	73,506	26,280	55.6%
GEORGIA	24,412	46,937	22,525	92.3%
KENTUCKY	9,433	12,320	2,887	30.6%
LOUISIANA	15,181	19,733	4,552	30.0%
MARYLAND	20,018	23,755	3,737	18.7%
MISSISSIPPI	8,067	17,279	9,212	114.2%
MISSOURI	15,997	29,771	13,774	86.1%
NORTH CAROLINA	20,000	33,021	13,021	65.1%
OKLAHOMA	14,404	22,843	8,439	58.6%
SOUTH CAROLINA	16,874	22,169	5,295	31.4%
TENNESSEE	9,766	17,533	7,767	79.5%
TEXAS	53,420	144,051	90,631	169.7%
VIRGINIA	16,881	31,907	15,026	89.0%
WEST VIRGINIA	1,749	3,473	1,724	98.6%
TOTAL	297,037	534,909	237,872	80.1%

(a) As reported in 1992 survey.

# GROWTH OF INMATE POPULATION (STATE FACILITIES ONLY, 1992-2002)



PERCENT INCREASE IN INMATE POPULATION  
(STATE FACILITIES ONLY, 1992-2002)



PROJECTED ADULT INMATE POPULATION (State Facilities)

STATE	1-Jul-02	<u>Projected</u>		<u>Percent of Increase</u>	
		2007	2012	2002 to 2007	2002 to 2012
ALABAMA	25,090	31,424	36,507	25.2%	45.5%
ARKANSAS	11,521	13,894	17,398	20.6%	51.0%
FLORIDA	73,506	81,365	N/A	10.7%	N/A
GEORGIA	46,937	N/A	N/A	N/A	N/A
KENTUCKY	12,320	19,585	N/A	59.0%	N/A
LOUISIANA	19,733	22,365	25,780	13.3%	30.6%
MARYLAND	23,755	N/A	N/A	N/A	N/A
MISSISSIPPI	17,279	21,827	22,627	26.3%	31.0%
MISSOURI	29,771	36,046	42,403	21.1%	42.4%
NORTH CAROLINA	33,021	37,404	N/A	13.3%	N/A
OKLAHOMA	22,843	24,133	24,693	5.6%	8.1%
SOUTH CAROLINA	22,169	24,396	N/A	10.0%	N/A
TENNESSEE	17,533	27,785	29,905	58.5%	70.6%
TEXAS	144,051	147,683	N/A	2.5%	N/A
VIRGINIA	31,907	39,960	N/A	25.2%	N/A
WEST VIRGINIA	3,473	5,330	5,868	53.5%	69.0%
TOTAL (a)	534,909	533,197	205,181	14.9%	39.3%

(a) These figures only reflect reporting states and do not reflect the SLC total.



# PRISON AND JAIL CAPACITIES

On July 1, 2002, the inmate population exceeded or equaled the maximum design capacity of the state correctional facilities in 6 of the sixteen states reporting. The percent of capacity ranged from 79 percent in Mississippi to 112 percent in Alabama, with the average for the region at 97 percent.

States were asked to ascertain the percentage of inmates housed in various levels of security. The levels ranged from one to three.

\*\*A Level One institution is an institution with maximum security inmates (extended lockdown and working cell blocks).

\*\*A Level Two institution consists of medium security inmates (working cell blocks).

\*\*A Level Three institution contains minimum security inmates only.

Of the inmates in state prisons, 20.6 percent are in Level One institutions, 43.6 percent are in Level Two institutions, 20.6 percent are in Level Three institutions, 3.7 percent are in Community Based Centers, and 11.5 percent are in other settings (excluding local jails).

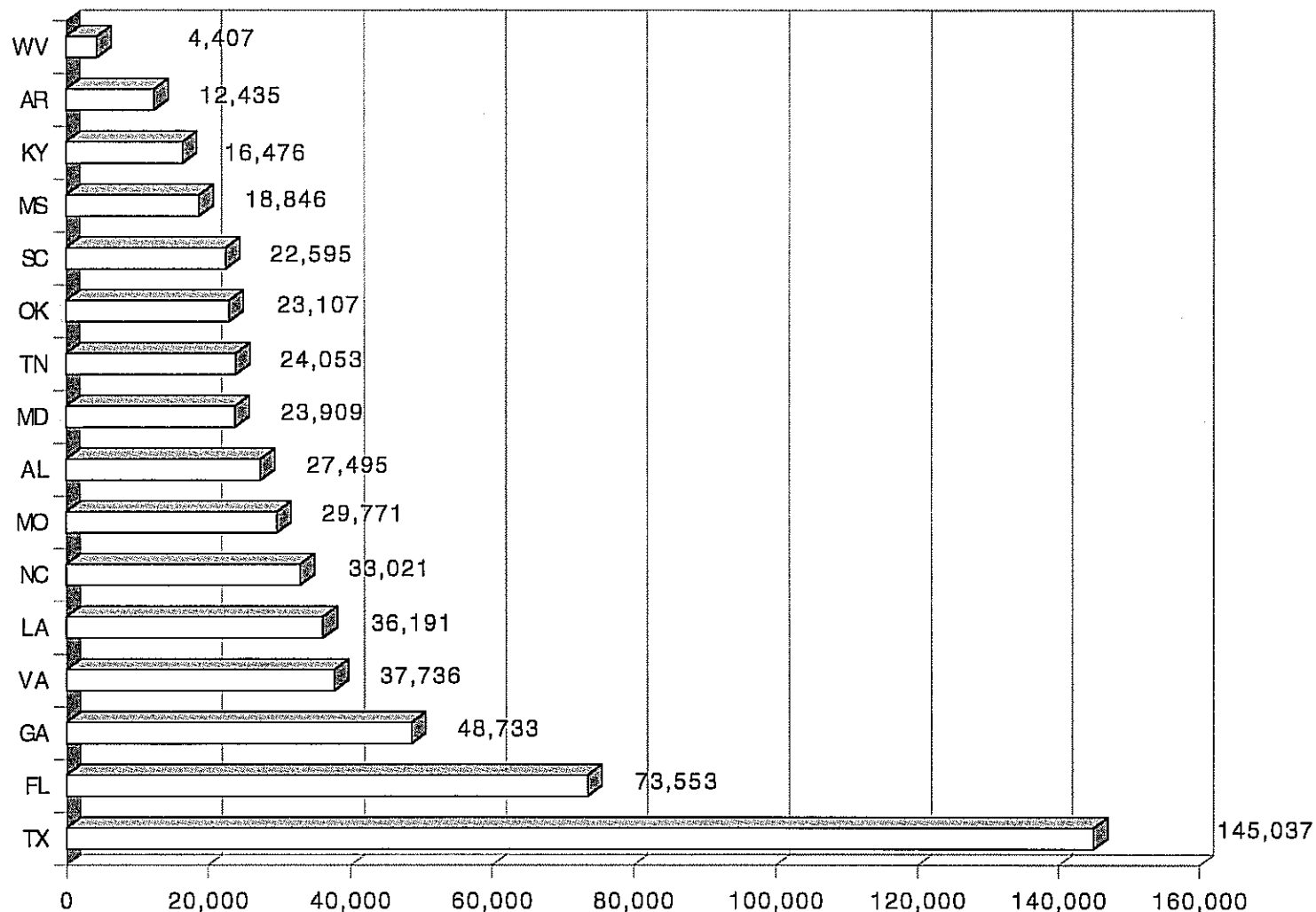
Of the sixteen states surveyed, fourteen confined inmates in local jails. The shifting of inmates to the local level has caused some jails to house inmates in excess of designed capacities. Of the six states reporting local jail capacity data, 31,760 state inmates filled approximately 19 percent of those beds. Local jail populations exceed or equaled reported capacity in three of the five states reporting total jail populations.

STATE INMATES HOUSED IN STATE AND LOCAL JAILS  
(As of July 1, 2002)

STATE	STATE INMATES		Total State Inmates	Total State Inmates Per 100,000 Pop. *	Rank in SLC
	State Facilities	Local Jails			
ALABAMA	25,090	2,405	27,495	615.9	5
ARKANSAS	11,521	914	12,435	461.9	10
FLORIDA	73,506	47	73,553	448.6	11
GEORGIA	46,937	1,796	48,733	581.3	6
KENTUCKY	12,320	4,156	16,476	405.3	14
LOUISIANA	19,733	16,458	36,191	810.5	1
MARYLAND	23,755	154	23,909	444.8	12
MISSISSIPPI	17,279	1,567	18,846	659.4	4
MISSOURI	29,771	0	29,771	528.9	8
NORTH CAROLINA	33,021	0	33,021	403.4	15
OKLAHOMA	22,843	264	23,107	667.8	3
SOUTH CAROLINA	22,169	426	22,595	556.1	7
TENNESSEE	17,533	6,520	24,053	419.0	13
TEXAS	144,051	986	145,037	680.1	2
VIRGINIA	31,907	5,829	37,736	525.1	9
WEST VIRGINIA	3,473	934	4,407	244.7	16
TOTAL	534,909	42,456	577,365	544.2	

\* Population data from Bureau of the Census, Population Division.

STATE INMATES HOUSED IN STATE AND LOCAL JAILS  
(AS OF JULY 1, 2002)



# POPULATION AND CAPACITY OF STATE CORRECTIONAL FACILITIES

(As of July 1, 2002)

STATE	Inmate Population	Maximum Design Capacity	Percent of Capacity
ALABAMA	25,090	22,406	112%
ARKANSAS	11,521	11,015	105%
FLORIDA	73,506	76,984	95%
GEORGIA	46,937	47,529	99%
KENTUCKY	12,320	12,162	101%
LOUISIANA	19,733	20,001	99%
MARYLAND	23,755	22,877	104%
MISSISSIPPI	17,279	21,799	79%
MISSOURI	29,771	30,326	98%
NORTH CAROLINA	33,021	34,799	95%
OKLAHOMA	22,843	23,142	99%
SOUTH CAROLINA	22,169	22,144	100%
TENNESSEE	17,533	18,418	95%
TEXAS	144,051	149,788	96%
VIRGINIA	31,907	31,709	101%
WEST VIRGINIA	3,473	3,600	96%
TOTAL	534,909	548,699	97%

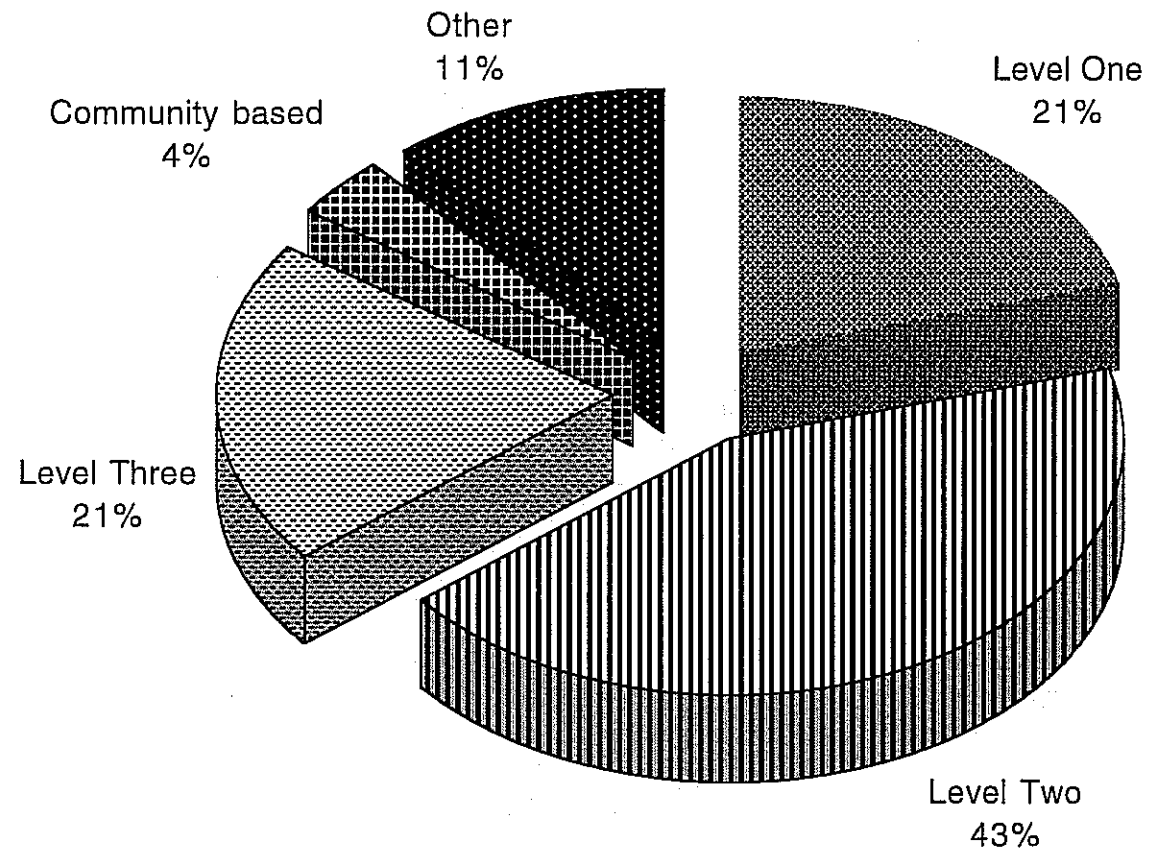
DISTRIBUTION OF ADULT INMATE POPULATION BY TYPE OF INSTITUTION  
(As of July 1, 2002)

STATE	Level One		Level Two		Level Three		Community Based		Other		Total
	Inmates	%	Inmates	%	Inmates	%	Inmates	%	Inmates	%	
ALABAMA	6,133	24.4%	11,372	45.3%	2,467	9.8%	3,601	14.4%	1,517	6.0%	25,090
ARKANSAS	2,429	21.1%	6,787	58.9%	1,807	15.7%	498	4.3%	0	0.0%	11,521
FLORIDA	3,165	4.3%	68,016	92.5%	0	0.0%	2,240	3.0%	85 (a)	0.1%	73,506
GEORGIA	n/a	n/a	n/a	n/a	n/a	n/a	907	1.9%	46,030	98.1%	46,937
KENTUCKY	790	6.4%	9,260	75.2%	1,705	13.8%	565	4.6%	0	0.0%	12,320
LOUISIANA	9,311	47.2%	7,742	39.2%	822	4.2%	1,290	6.5%	568	2.9%	19,733
MARYLAND	2,116	8.9%	13,756	57.9%	4,346	18.3%	2,824	11.9%	713	3.0%	23,755
MISSISSIPPI	1,885	10.9%	9,310	53.9%	4,426	25.6%	1,326	7.7%	332	1.9%	17,279
MISSOURI	10,072	33.8%	4,012	13.5%	10,934	36.7%	3,087	10.4%	1,666	5.6%	29,771
NORTH CAROLINA	5,575	16.9%	15,177	46.0%	11,471	34.7%	183	0.6%	615	1.9%	33,021
OKLAHOMA	2,184	9.6%	10,707	46.9%	7,427	32.5%	2,157	9.4%	368	1.6%	22,843
SOUTH CAROLINA	11,127	50.2%	6,812	30.7%	2,860	12.9%	0	0.0%	1,370	6.2%	22,169
TENNESSEE	3,880	22.1%	13,278	75.7%	375	2.1%	0	0.0%	0	0.0%	17,533
TEXAS	47,964	33.3%	44,914	31.2%	51,173	35.5%	0	0.0%	0	0.0%	144,051
VIRGINIA (b)	3,474	10.9%	10,298	32.3%	9,396	29.4%	901	2.8%	7,838	24.6%	31,907
WEST VIRGINIA	349	10.0%	2,019	58.1%	725	20.9%	60	1.7%	320	9.2%	3,473
TOTAL/Average %	110,454	20.6%	233,460	43.6%	109,934	20.6%	19,639	3.7%	61,422	11.5%	534,909

(a) Florida "other" represents substance abuse facilities

(b) Virginia's Dept. of Corrections is has a six level classification system. Levels 4, 5, and 6 were placed in Other.

# DISTRIBUTION OF ADULT INMATE POPULATION BY TYPE OF INSTITUTION



UTILIZATION OF LOCAL JAILS  
(AS OF JULY 1, 2002)

STATE	Total Local Jail Population	Max. Design Capacity	Percent of Capacity	No. of State Inmates	STATE PAYMENT PER	
					Inmate Day	Inmate Year
ALABAMA	N/A	N/A	N/A	2,405	\$1.75 (a)	\$639
ARKANSAS	N/A	N/A	N/A	914	\$28.00	\$10,220
FLORIDA	51,969	N/A (b)	N/A	47	\$36.74	\$13,410
GEORGIA	30,129	N/A	N/A	1,796	\$20.00 (c)	\$7,300
KENTUCKY	N/A	N/A	N/A	4,156	\$28.50 (d)	\$10,403
LOUISIANA	35,570	35,570	100.0%	16,458	\$23.26 (e)	\$8,490
MARYLAND	12,248	N/A	N/A	154	\$51.50 (f)	\$18,797
MISSISSIPPI	N/A	2,122	N/A	1,567	N/A	N/A
MISSOURI	N/A	N/A	N/A	0	N/A	N/A
NORTH CAROLINA	N/A	N/A	N/A	0	N/A	N/A
OKLAHOMA	355	N/A	N/A	264	\$24.00 (g)	\$8,760
SOUTH CAROLINA	9,786	9,494	103.1%	426	\$0.00 (h)	\$0
TENNESSEE	20,382	23,549	86.6%	6,520	\$43.92 (i)	\$16,031
TEXAS	63,686	79,844	79.8%	986	\$40.00	\$14,600
VIRGINIA	22,630	16,500 (j)	137.2%	5,829	\$22.00 (k)	\$8,030
WEST VIRGINIA	N/A	N/A	N/A	934	\$34.00 (l)	\$12,410
Total	246,755	167,079		42,456		
Average			101.3%		\$29.47	\$10,757

(a) Some localities receive an additional \$1.25 per day based on legislation.

(b) Effective July 1, 1996, the Florida Department of Corrections no longer rates capacity for local jails. Local facilities regulate it.

(c) Inmates are housed in jails only until space is available in the state prison system for the inmate. (Temporary, short-term option only.)

(d) All facilities are reimbursed at a flat rate, which is set by the legislature.

(e) All facilities are reimbursed at a flat rate of \$22.39 per day except for Work Release Facilities operated by the Sheriffs which are reimbursed at \$18.25, and four parishes who earn an additional \$7.00 per inmate per day through approved cooperative endeavors to provide and capitalize additional beds for the state. All parishes are also eligible to have approved extraordinary medical expenses reimbursed. Orleans parish is also reimbursed an additional per diem of \$2 for medical expenses for state inmates and \$7 for all inmates served by their mental health unit and \$3 per day for the Intensive Incarceration and Parole Supervision Program.

(f) The average reimbursement rate is \$51.50 per day; however, the rates vary among the facilities.

(g) \$31 is a negotiated rate for the inmates permanently housed in county jails. A \$24 rate is for jail backup and is set by statute.

(h) Inmates perform work duties at these facilities, therefore there is no reimbursement.

(i) TN uses four methods of reimbursement: contracted agreements, reasonable allowable (not to exceed \$35 per inmate per day), fixed rate, or a flat rate of \$25 per inmate per day. Of the \$35 reimbursement, \$3.30 is for extraordinary medical expenses.

(j) The Commonwealth of Virginia does not designate a "maximum designed bed capacity for local jails." All jails have a certified rated operating capacity, as determined by square foot measurements of cell, dayroom and dormitory housing areas.

(k) All full service local and regional jails are provided the same per diem rates (i.e. \$8 per diem for local inmates and \$14 per diem for state felons + personnel costs). Local jail farms, which hold minimum security inmates for various work programs receive \$22 for local inmates and \$28 for state felons as a per diem and no personnel money.

(l) There is a flat rate for regional jails and other local county jails.



# BUDGETARY ISSUES

Over the last ten years expenditures in the region have increased 79.26 percent. With all sixteen states reporting, the average annual cost of housing an inmate in an institution was \$16,683. Expenditures varied by type of confinement unit. The annual average cost of housing an inmate in a local jail was \$10,757 as compared to \$17,190 in a state-operated Level One institution, \$15,553 in a Level Two type institution, \$15,969 in a Level Three type institution, \$12,502 in Community Based type programs, and \$14,259 in other institutional settings. (It should be noted that these costs reflect only those services budgeted to and provided by the respective corrections agencies.)

Additionally, the average yearly expenditure per adult inmate for the southern states was \$17,356, with North Carolina spending the most at \$31,227 per inmate and Louisiana spending the least at \$7,725 per inmate. North Carolina also spent the most on adult corrections per capita (\$126), while West Virginia spent the least (\$53).

# ADULT CORRECTIONS OPERATING BUDGETS

(in thousands of dollars)

STATE	Corrections Expenditures		Actual Corrections Expenditures	Projected Corrections Expenditures	Percent Increase	
	FY 92-93	FY 97-98	FY 01-02	FY 02-03	FY 92-93 to FY 02-03	FY 97-98 to FY 02-03
ALABAMA	\$141,579	\$158,137	\$245,800	\$257,100	81.59%	62.58%
ARKANSAS	\$88,939	\$147,408	\$180,747	\$199,815	124.67%	35.55%
FLORIDA	\$782,897	\$1,295,537	\$1,677,717	\$1,726,467	120.52%	33.26%
GEORGIA	\$494,382	\$702,984	\$968,070	\$1,024,668	107.26%	45.76%
KENTUCKY	\$155,974	\$247,660	\$328,909	\$324,307	107.92%	30.95%
LOUISIANA	\$174,885	\$227,488	\$279,589	\$294,180	68.21%	29.32%
MARYLAND	\$396,200	N/A	N/A	N/A	N/A	N/A
MISSISSIPPI	\$67,273	\$154,353	N/A	N/A	N/A	N/A
MISSOURI	\$209,458	\$439,244	\$533,215	\$527,353	151.77%	20.06%
NORTH CAROLINA	\$418,957	\$705,943	\$1,031,150	\$1,042,265	148.78%	47.64%
OKLAHOMA	\$172,863	\$296,504	\$433,260	\$434,506	151.36%	46.54%
SOUTH CAROLINA	\$202,463	\$282,141	\$361,819	\$360,679	78.15%	27.84%
TENNESSEE	\$254,237	\$357,640	\$504,307	\$511,691	101.27%	43.07%
TEXAS	\$1,812,758	\$2,078,252	\$2,551,918	\$2,607,443	43.84%	25.46%
VIRGINIA	\$310,233	\$490,282	\$828,831	\$831,499	168.02%	69.60%
WEST VIRGINIA	\$28,500	\$46,000	\$96,019	\$96,780	239.58%	110.39%
TOTAL	\$5,711,598	\$7,629,573	\$10,021,351	\$10,238,753	79.26%	34.20%

**ANNUAL OPERATING COST PER INMATE BY TYPE OF INSTITUTION (a)**  
(FY 2001-02 Actual)

STATE		Level One	Level Two	Level Three	Community Based	Other	System Wide Annual Average Cost Per Inmate	System Wide Average Cost Per inmate Day
ALABAMA		N/A	N/A	N/A	N/A	N/A	\$9,837	\$26.95
ARKANSAS		\$21,159	\$15,841	\$14,242	\$13,574	\$0	\$15,545	\$42.59
FLORIDA	(b)	N/A	N/A	N/A	N/A	N/A	\$18,159	\$49.75
GEORGIA	(c)	N/A	N/A	N/A	N/A	N/A	\$18,100	\$49.59
KENTUCKY	(b)	N/A	N/A	N/A	N/A	N/A	\$17,849	\$48.90
LOUISIANA		\$16,773	\$13,358	\$12,912	\$6,579	\$8,496	\$11,925	\$32.67
MARYLAND	(c)	N/A	N/A	N/A	N/A	N/A	\$21,385	\$58.59
MISSISSIPPI	(b)	N/A	N/A	N/A	N/A	N/A	\$14,106	\$38.65
MISSOURI		\$12,523	\$12,439	\$15,395	\$13,242	\$14,140	\$13,059	\$35.78
NORTH CAROLINA	(b)	N/A	N/A	N/A	N/A	N/A	\$22,845	\$62.59
OKLAHOMA		\$21,138	\$18,332	\$18,077	\$15,813	\$16,610	\$17,818	\$48.82
SOUTH CAROLINA		\$13,380	\$12,034	\$10,818	N/A	\$0	\$12,681	\$34.74
TENNESSEE		\$17,046	\$19,371	\$18,147	\$0	\$16,656	\$17,383	\$47.62
TEXAS		\$14,234	\$13,162	\$13,661	\$0	\$15,391	\$14,543	\$39.84
VIRGINIA		N/A	N/A	N/A	N/A	N/A	\$20,024	\$54.86
WEST VIRGINIA		\$21,267	\$19,890	\$24,499	\$13,304	\$0	\$21,665	\$59.36
AVERAGE	(d)	\$17,190	\$15,553	\$15,969	\$12,502	\$14,259	\$16,683	\$45.71

(a) Annual operating costs include those attributed to each corrections department. Expenditures associated with non-corrections budget units for inmate support are not included.

(b) Florida, Kentucky, Mississippi and North Carolina did not report figures for 2001-02; therefore, 2000-01 actual figures were used.

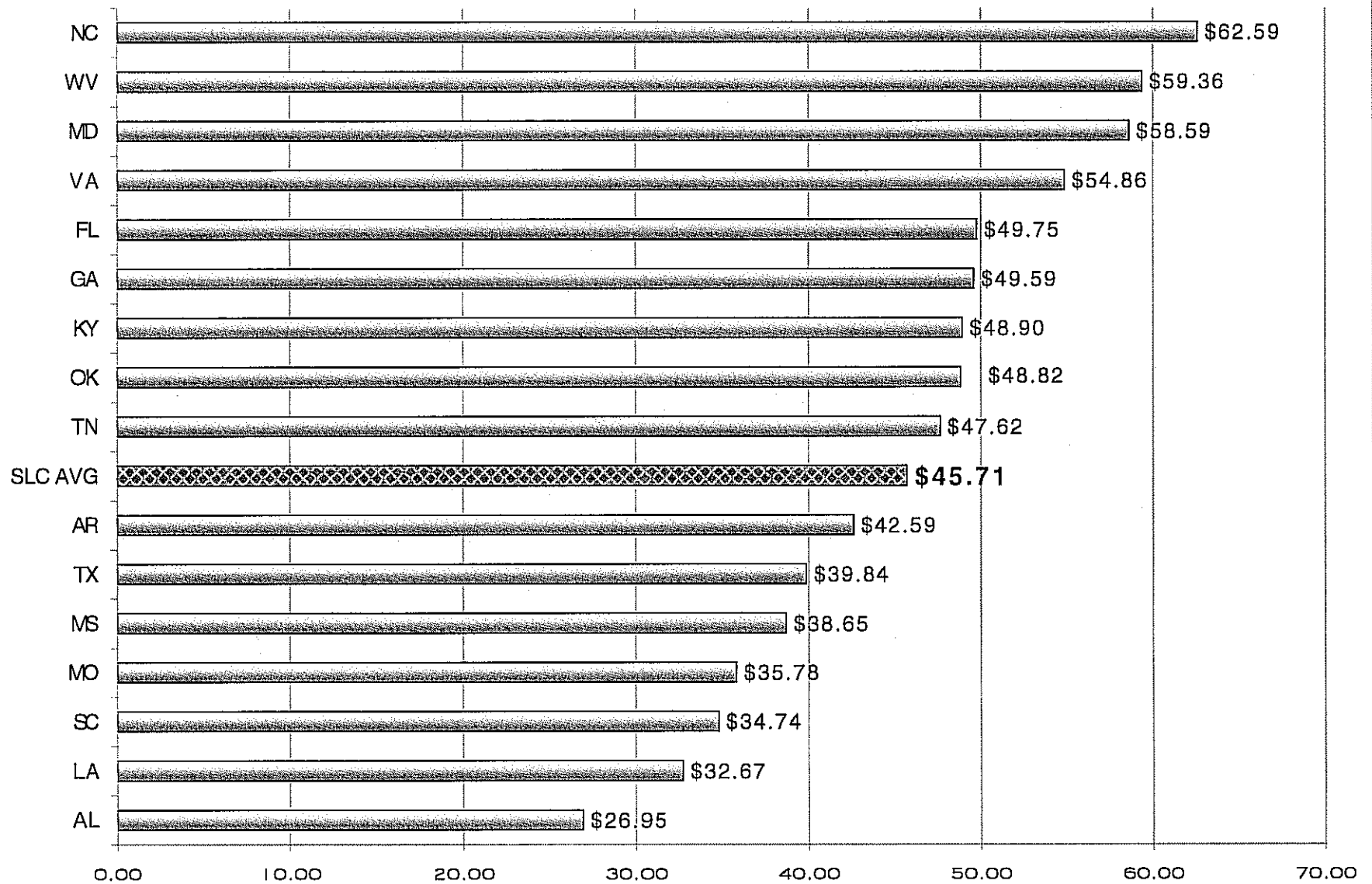
(c) Georgia and Maryland did not report figures for 2001-02; therefore, the most recent available figures were used.

(d) Average calculation includes only those states that provided cost data.

Note: A Level One Institution is an institution with maximum security inmates (extended lockdown and working cell blocks), medium and minimum security inmates.

A Level Two Institution consists of maximum security inmates (working cell blocks), medium and minimum security inmates or an institution with medium and minimum security inmates. A Level Three Institution contains minimum security inmates only.

# SYSTEM WIDE AVERAGE COST PER INMATE DAY



# ADULT CORRECTIONS EXPENDITURES FOR SOUTHERN STATES

STATE	Adult Corrections Expenditures FY 01-02	Total State Inmates FY 01-02 *	Expenditures Per Inmate FY 01-02	Rank	Population Est. 7/1/01	Expenditures Per Capita FY 01-02	Rank
ALABAMA	\$245,800,000	27,495	\$8,940	13	4,464,356	\$55	13
ARKANSAS	\$180,747,299	12,435	\$14,535	12	2,692,090	\$67	11
FLORIDA	\$1,677,716,752	73,553	\$22,810	2	16,396,515	\$102	6
GEORGIA	\$968,070,827	48,733	\$19,865	7	8,383,915	\$115	4
KENTUCKY	\$328,909,500	16,476	\$19,963	6	4,065,556	\$81	10
LOUISIANA	\$279,589,387	36,191	\$7,725	14	4,465,430	\$63	12
MARYLAND	N/A	23,909	N/A	N/A	5,375,156	N/A	N/A
MISSISSIPPI	N/A	18,846	N/A	N/A	2,858,029	N/A	N/A
MISSOURI	\$533,214,897	29,771	\$17,911	9	5,629,707	\$95	7
NORTH CAROLINA	\$1,031,150,376	33,021	\$31,227	1	8,186,268	\$126	1
OKLAHOMA	\$433,260,099	23,107	\$18,750	8	3,460,097	\$125	2
SOUTH CAROLINA	\$361,196,180	22,595	\$15,986	11	4,063,011	\$89	8
TENNESSEE	\$504,307,300	24,053	\$20,967	5	5,740,021	\$88	9
TEXAS	\$2,551,918,176	145,037	\$17,595	10	21,325,018	\$120	3
VIRGINIA	\$828,830,724	37,736	\$21,964	3	7,187,734	\$115	5
WEST VIRGINIA	\$96,018,906	4,407	\$21,788	4	1,801,916	\$53	14
TOTAL/AVERAGE	\$10,020,730,423	577,365	\$17,356		106,094,819	\$94	

\*State and Local Jail Inmates as of July 1, 2002.

Note: Expenditures are total operating expenditures for adult corrections.

# STAFFING PATTERNS AND INMATE CHARACTERISTICS

The states in the region were authorized employment of 105,647 security officers as of July 1, 2002. Approximately 92 percent of those positions were filled. There was an average of 5.5 inmates per security officer in the region. State staffing patterns varied from 3.3 in North Carolina to 11.1 inmates per security guard in Oklahoma. The average starting salary of a security officer was \$21,680, not including related benefits. Average training requirements were 249 hours of classroom work in the first year followed by 72 hours of on-the-job training. States require an average of 43 hours of in-service training each year thereafter.

For the year ending July 1, 2002, the states reported a total of 11,661 assaults on inmates by other inmates (21.83 assaults per 1,000 inmates) and 7,579 assaults on staff (14.19 per 1,000 inmates). There were 68 inmate deaths (0.13 per 1,000 inmates) and 3 staff deaths. A total of 150 inmates attempted escape from prison grounds (.28 per 1,000 inmates) and 6 of those inmates remained at-large as of July 1, 2002.

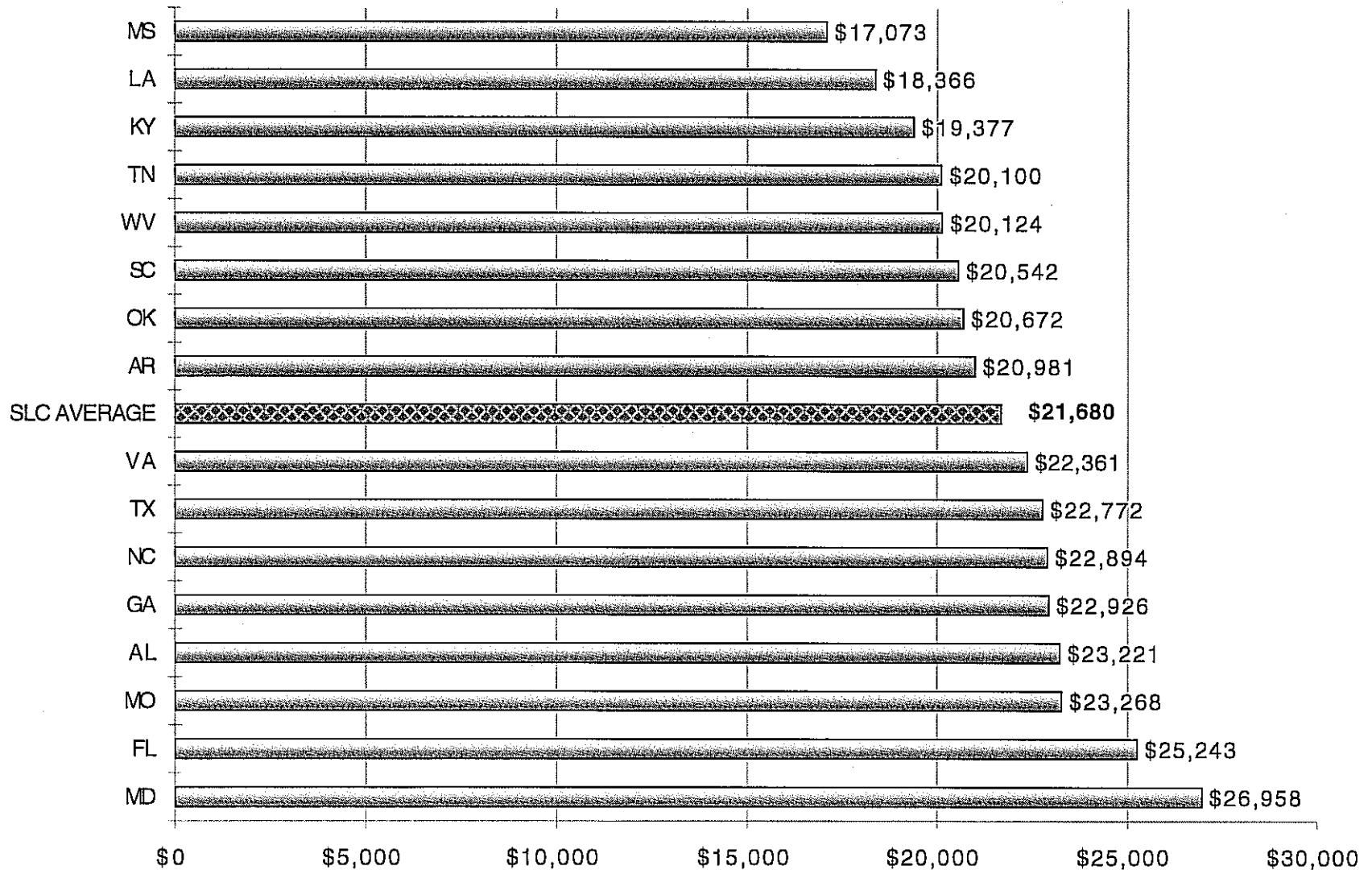


POSITIONS, STAFFING RATIOS, AND STARTING SALARIES \*  
(as of July 1, 2002)

STATE	Correctional Officer Positions		Percent Filled	Inmate Population 2002	Inmate to Filled Security Ratio	Starting Salaries	Salary Rank
	Established	Filled					
ALABAMA	2,803	2,565	91.5%	24,280	9.5	\$23,221	4
ARKANSAS	2,789	2,509	90.0%	11,521	4.6	\$20,981	9
FLORIDA	15,790	14,721	93.2%	73,506	5.0	\$25,243	2
GEORGIA	9,757	8,704	89.2%	46,937	5.4	\$22,926	5
KENTUCKY	2,024	1,890	93.4%	12,320	6.5	\$19,377	14
LOUISIANA	4,261	4,224	99.1%	19,733	4.7	\$18,366	15
MARYLAND	5,638	5,407	95.9%	23,755	4.4	\$26,958	1
MISSISSIPPI	2,534	2,335	92.1%	17,279	7.4	\$17,073	16
MISSOURI	4,904	4,770	97.3%	29,771	6.2	\$23,268	3
NORTH CAROLINA	11,045	10,115	91.6%	33,021	3.3	\$22,894	6
OKLAHOMA	2,507	2,057	82.1%	22,843	11.1	\$20,672	10
SOUTH CAROLINA	4,660	3,762	80.7%	22,169	5.9	\$20,542	11
TENNESSEE	2,477	2,449	98.9%	17,533	7.2	\$20,100	13
TEXAS	25,394	23,478	92.5%	144,051	6.1	\$22,772	7
VIRGINIA	8,201	7,444	90.8%	31,907	4.3	\$22,361	8
WEST VIRGINIA	863	826	95.7%	3,473	4.2	\$20,124	12
TOTAL/AVERAGE	105,647	97,256	92.1%	534,099	5.5	\$21,680	

\* Salary data is based on base annual salary and does not include retirement and other related benefits.

# CORRECTIONAL OFFICER STARTING SALARIES (W/O RETIREMENT AND RELATED BENEFITS)



HOURS OF TRAINING FOR ADULT CORRECTIONAL OFFICERS  
(AS OF JULY 1, 2002)

STATE	Hours of Classroom Training	First Year of Employment On-the-Job Training Hours		Total	In Service Each Year Thereafter
ALABAMA	480	96		576	40
ARKANSAS	200	40		240	40
FLORIDA	368	160		528	40
GEORGIA	184	56		240	20
KENTUCKY	40	0		40	150
LOUISIANA	160	0	(a)	160	40
MARYLAND	274	0	(b)	274	18
MISSISSIPPI	240	40		280	40
MISSOURI	256	80		336	40
NORTH CAROLINA	205	80		285	18
OKLAHOMA	344	0		344	40
SOUTH CAROLINA	200	15		215	40
TENNESSEE	280	80		360	40
TEXAS	200	100		300	40
VIRGINIA	320	80		400	40
WEST VIRGINIA	240	40		280	40
AVERAGE	249	72		304	43

(a) May be required on an individual unit basis.

(b) Varies from 0 to 240 hours.

VIOLENT INCIDENTS PER 1,000 INMATES  
(FY 2001-02)

STATE	<u>Assaults on</u>				<u>Deaths of</u>				<u>Escapes (a)</u>			
	Inmates		Staff		Inmates		Staff		Attempted		At-Large	
	No.	Per 1,000	No.	Per 1,000	No.	Per 1,000	No.	Per 1,000	No.	Per 1,000	No.	Per 1,000
ALABAMA (b)	941	38.76	0	0.00	0	0.00	0	0.00	22	0.91	2	0.08
ARKANSAS	534	46.35	265	23.00	1	0.09	0	0.00	9	0.78	0	0.00
FLORIDA	1,701	23.14	585	7.96	2	0.03	0	0.00	0	0.00	0	0.00
GEORGIA	1,239	26.40	488	10.40	3	0.06	1	0.02	29	0.62	0	0.00
KENTUCKY	62	5.03	110	8.93	37	3.00	0	0.00	30	2.44	0	0.00
LOUISIANA (c)	9	0.46	2	0.10	0	0.00	0	0.00	5	0.25	0	0.00
MARYLAND	1,497	63.02	383	16.12	3	0.13	0	0.00	6	0.25	0	0.00
MISSISSIPPI	1,042	60.30	439	25.41	1	0.06	0	0.00	7	0.41	1	0.06
MISSOURI	1,658	55.69	3,211	107.86	0	0.00	0	0.00	n/a	n/a	n/a	n/a
NORTH CAROLINA	621	18.81	692	20.96	4	0.12	0	0.00	n/a	n/a	n/a	n/a
OKLAHOMA	987	43.21	209	9.15	7	0.31	1	0.04	6	0.26	0	0.00
SOUTH CAROLINA	304	13.71	538	24.27	1	0.05	0	0.00	24	1.08	1	0.05
TENNESSEE	280	15.97	509	29.03	3	0.17	1	0.06	6	0.34	n/a	n/a
TEXAS	673	4.67	61	0.42	4	0.03	0	0.00	1	0.01	1	0.01
VIRGINIA	24	0.75	2	0.06	1	0.03	0	0.00	1	0.03	0	0.00
WEST VIRGINIA	89	25.63	85	24.47	1	0.29	0	0.00	4	1.15	1	0.29
TOTAL	11,661	21.83	7,579	14.19	68	0.13	3	0.01	150	0.28	6	0.01

(a) Escapes from prison grounds.

(b) This is total assaults on inmates and staff.

(c) Assault is defined as "with a weapon or with serious injury with or without a weapon."

SELECTED CHARACTERISTICS OF ADULT INMATES  
(as of July 1, 2002)

STATE	Avg. Age at Commitment	Avg. Sentence (Yrs.)	Avg. Time Served (Yrs.)	Race and Sex Distribution				
				% White	% Black	% Other	% Male	% Female
ALABAMA	32.0	6.0	2.6	35.5%	64.2%	0.3%	93.20%	6.80%
ARKANSAS	32.4	8.2	2.8	50.2%	49.4%	0.4%	93.60%	6.40%
FLORIDA	30.8	4.3	3.1	44.0%	53.0%	3.0%	94.00%	6.00%
GEORGIA	31.9	6.1	2.7	35.0%	65.0%	0.0%	93.00%	7.00%
KENTUCKY	32.0	6.0	2.0	67.0%	32.0%	1.0%	92.00%	8.00%
LOUISIANA	29.1	5.8	3.5	24.8%	75.0%	0.2%	93.00%	7.00%
MARYLAND	29.6	3.8	1.5	22.0%	77.0%	1.0%	95.00%	5.00%
MISSISSIPPI	30.7	6.0	2.2	29.0%	70.5%	0.5%	91.21%	8.79%
MISSOURI	32.0	5.9	3.1	41.8%	57.5%	0.7%	92.50%	7.50%
NORTH CAROLINA	32.0	2.7	1.2	32.9%	61.8%	5.3%	93.73%	6.27%
OKLAHOMA	33.2	6.5	2.3	57.0%	30.0%	13.0%	89.90%	10.10%
SOUTH CAROLINA	31.0	4.4	1.9	31.5%	67.6%	0.9%	93.20%	6.80%
TENNESSEE	32.5	5.4	4.1	47.0%	51.0%	2.0%	94.00%	6.00%
TEXAS	31.3	7.0	4.6	31.2%	41.2%	27.6%	92.30%	7.70%
VIRGINIA	32.5	3.3	3.5	32.9%	65.9%	1.2%	93.20%	6.80%
WEST VIRGINIA	N/A	10.9	1.6	84.2%	14.9%	0.9%	91.30%	8.70%
SLC AVERAGE	31.5	5.8	2.7	41.6%	54.7%	3.6%	92.82%	7.18%

SELECTED CHARACTERISTICS OF ADULT INMATES  
(as of July 1, 2002)

STATE	Inmates admitted who were Parole Violators	Inmates Serving 20 yrs. >	Number of Inmates Released from custody in FY 2002 for:							Inmates Serving Life (a)	Inmates Serving Death	Inmates Executed in FY 02
			Expiration	Parole	Goodtime	Probation	Deaths	Other	Total			
ALABAMA	668	9,191	3,750	1,541	0	3,177	58	0	8,526	1,281	192	1
ARKANSAS	2,931	2,470	752	383	0	5,448	38	110	6,731	436	42	0
FLORIDA	85	17,986	16,283	86	0	9,132	179	619	26,299	4,299	358	0
GEORGIA	2,736	6,432	5,202	9,927	0	1,388	97	0	16,614	294	119	6
KENTUCKY	1,777	3,253	3,717	3,353	0	1,309	44	320	8,743	209	37	0
LOUISIANA	9,180	4,651	957	1,372	12,048	699	83	101	15,260	3,780	91	1
MARYLAND	n/a	5,116	5,259	2,001	6,287	n/a	59	411	14,017	264	16	0
MISSISSIPPI	2	2,464	4,801	969	0	433	40	1,535	7,778	703	66	0
MISSOURI	4,418	5,563	1,699	8,197	47	3,958	66	917	14,884	825	61	7
NORTH CAROLINA	545	7,126	17,527	3,572	n/a	n/a	65	1,474	22,638	407	208	4
OKLAHOMA	151	5,805	2,784	1,909	0	2,595	66	603	7,957	431	115	7
SOUTH CAROLINA	1,320	3,125	5,838	3,025	(b)	2,687	65	601	12,216	439	73	1
TENNESSEE	1,858	3,419	4,191	3,007	n/a	4,326	65	1,296	12,885	195	96	0
TEXAS	9,554	42,317	5,719	14,596	20,124	628	449	n/a	41,516	n/a	455	18
VIRGINIA	n/a	n/a	1,625	3,106	0	5,615	71	2	10,419	1,864	23	4
WEST VIRGINIA	228	n/a	392	525	n/a	179	10	379	1,485	218	(c)	(c)
TOTAL	35,453	118,918	80,496	57,569	38,506	41,574	1,455	8,368	227,968	15,645	1,952	49

(a) Life without the possibility of parole.

(b) Expiration and probation inmates earn good time toward sentences.

(c) West Virginia does not have the death penalty.

# PROJECTED COSTS OF NEW PRISONS

Data was requested from each state on the projected cost of constructing and operating a new medium security prison. According to the information received, the average size of a planned facility is 1,048 beds and the average cost is \$62.8 million. This equates to an average construction cost per bed of approximately \$60,000. Costs per bed range from \$31,070 in Arkansas to \$142,511 in Maryland.

Operation of the hypothetical average-sized medium security institution of 1,048 beds would require 247 security officers, 90 support personnel, and an annual operating budget of \$15.1 million. This is an average operating cost per bed of \$13,160 per year. Projected operating costs per bed ranged from \$9,505 in Missouri to \$19,533 in Maryland.



SELECTED NEW MEDIUM SECURITY PRISONS: PROJECTED CONSTRUCTION COSTS  
(as of July 1, 2002)

	Capcy.	Construction	Design	Supervision	Contingencies	Equipment	Land	Other	Total Costs	Cost per Bed	Method of Financing
AL	n/a	n/a	n/a	n/a	n/a	n/a	n/a	n/a	n/a	n/a	n/a
AR	948	\$27,324,953	\$2,129,598	\$0	\$0	\$0	\$0	\$0	\$29,454,551	\$31,070	Bonds
FL	1,335	\$45,678,290	\$1,804,857	\$0	\$2,284,045	\$2,032,808	\$0	\$0	\$51,800,000	\$38,801	Cash
GA	100	\$3,900,000	\$180,000	\$0	\$408,000	\$0	\$0	\$0	\$4,488,000	\$44,880	Bonds
KY	894	\$70,021,400	\$9,001,100	\$0	\$7,851,200	\$3,047,500	\$102,100	\$384,700	\$90,408,000	\$101,128	Bonds
LA	420	\$12,687,500	\$761,250	\$75,000	\$761,250	\$1,649,375	\$500,000	\$0	\$16,434,375	\$39,129	Bonds
MD	1,024	\$128,228,976	\$5,867,260	\$3,050,037	\$6,430,497	\$954,000	\$0	\$1,400,000	\$145,930,770	\$142,511	Bonds
MS	n/a	n/a	n/a	n/a	n/a	n/a	n/a	n/a	n/a	n/a	n/a
MO	1,596	\$77,154,960	\$4,590,720	\$1,237,480	\$7,715,496	\$0	\$0	\$0	\$90,698,656	\$56,829	Cash
NC	n/a	n/a	n/a	n/a	n/a	n/a	n/a	n/a	n/a	n/a	n/a
OK	1,000	\$45,900,000	in construction	in construction	in construction	\$1,820,000	\$0	\$0	\$47,720,000	\$47,720	Bonds
SC	1,500	\$66,000,000	\$4,000,000	\$0	\$2,000,000	\$2,500,000	\$500,000	\$0	\$75,000,000	\$50,000	Bonds
TN	1,700	\$61,600,000	\$1,000,000	\$500,000	\$6,000,000	\$500,000	\$300,000	\$100,000	\$70,000,000	\$41,176	Cash
TX	1,000	\$44,279,000	\$4,324,000	\$4,804,000	\$2,402,000	\$3,763,000	\$0	\$247,000	\$59,819,000	\$59,819	Bonds
VA	1,056	\$61,076,133	\$4,825,448	\$1,943,136	\$117,926	\$2,076,000	\$0	\$2,337,576	\$72,376,219	\$68,538	Bonds
WV	n/a	n/a	n/a	n/a	n/a	n/a	n/a	n/a	n/a	n/a	n/a
AVG	1,048								\$62,844,131	\$59,980	

**SELECTED NEW MEDIUM SECURITY PRISONS: PROJECTED OPERATING COSTS**  
(AS OF JULY 1, 2002)

STATE	Maximum Design Capacity	# Positions			Inmates Per Guard	Annual Operating Cost	Average Op. Cost Per Bed
		Security	Non-Security	Total			
ALABAMA	n/a	n/a	n/a	n/a	n/a	n/a	n/a
ARKANSAS	948	176	49	225	5.4	\$13,365,000	\$14,098
FLORIDA	1,335	224	69	293	6.0	\$20,085,476	\$15,045
GEORGIA	1,000	325	90	415	3.1	n/a	n/a
KENTUCKY	894	304	0	304	2.9	n/a	n/a
LOUISIANA	420	309	71	380	1.4	\$6,639,423	\$15,808
MARYLAND	1,024	331	169	500	3.1	\$20,001,971	\$19,533
MISSISSIPPI	n/a	n/a	n/a	n/a	n/a	n/a	n/a
MISSOURI	1,596	313	148	461	5.1	\$15,169,841	\$9,505
NORTH CAROLINA	n/a	n/a	n/a	n/a	n/a	n/a	n/a
OKLAHOMA	1,000	152	102	254	6.6	\$13,554,951	\$13,555
SOUTH CAROLINA	1,500	375	125	500	4.0	\$28,500,000	\$19,000
TENNESSEE	1,700	294	158	452	5.8	\$23,268,750	\$13,688
TEXAS	1,000	193	87	280	5.2	\$10,263,000	\$10,263
VIRGINIA	1,056	210	99	309	5.0	\$15,062,204	\$14,263
WEST VIRGINIA	n/a	n/a	n/a	n/a	n/a	n/a	n/a
AVERAGE	1,036	247	90	336	4.2	\$15,082,783	\$13,160

# PROBATION AND PAROLE

Several states reported that the probation and/or parole functions are handled by agencies other than the corrections departments. There are 1,012,998 persons assigned to supervised probation in the region. Exclusive of Georgia, supervision is provided for 175,651 parolees in the region. Based on information provided by those agencies reporting, there are 15,909 probation and parole agents supervising the 1,188,246 total probationers and parolees reported in the region.

On average, there are 74.7 offenders per agent. The number of offenders per agent ranges from 153.2 in Arkansas to 43.7 in West Virginia. The average number of inmates and probationers per 100,000 population was 1,623 for the southern states. Texas ranks first with 2,335 per 100,000 population and West Virginia ranks last with 270 per 100,000 population. The average expenditure per offender is \$1,116 per year of which 92.56 percent is derived from state sources.

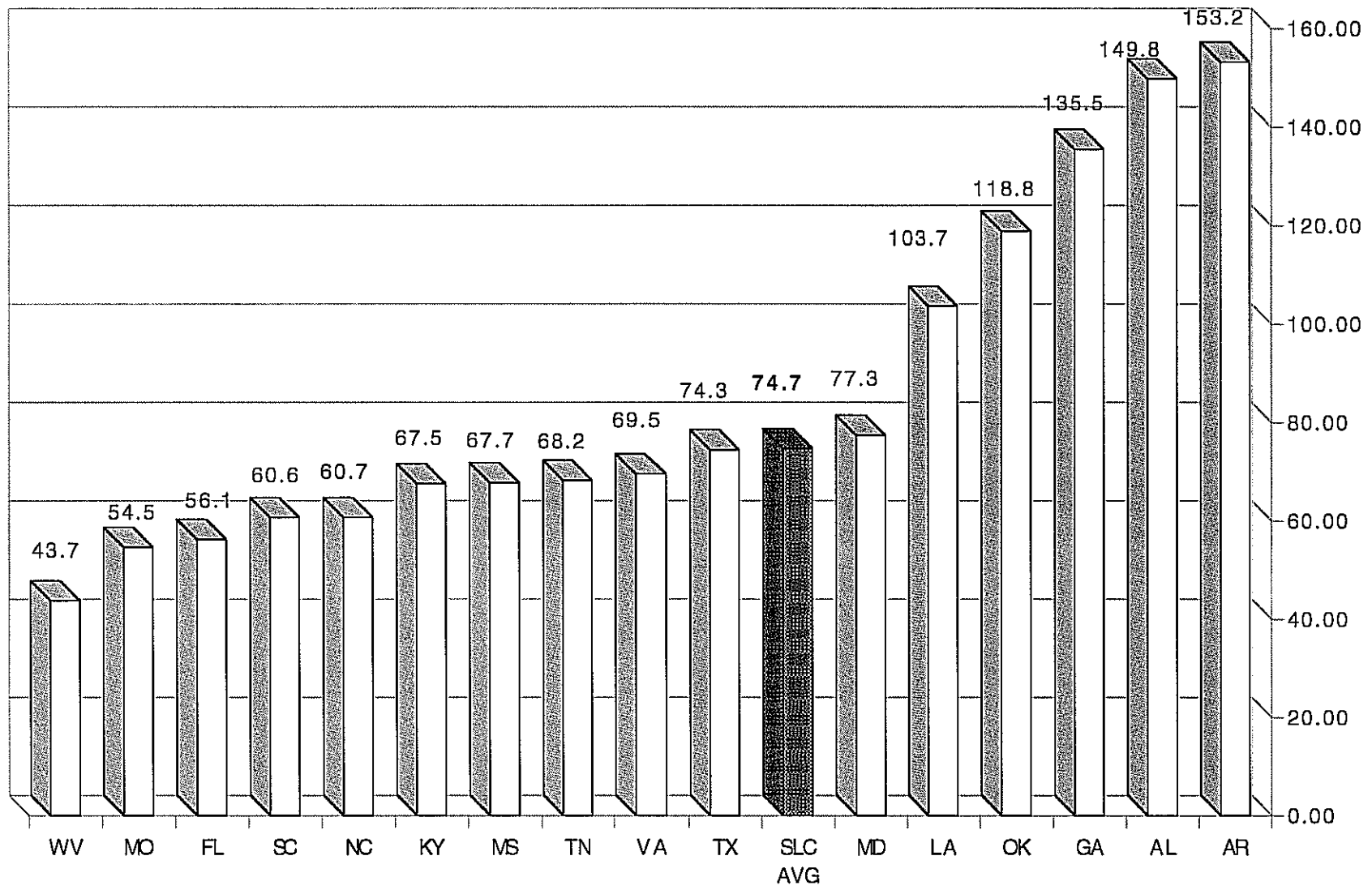
# PROBATION AND PAROLE POPULATION

		<u>Number of Offenders</u>		Total	Number of Agents	Offenders Per Agent
		Probationers	Parolees			
ALABAMA		31,537	4,726	36,263	242	149.8
ARKANSAS	(a)	28,454	10,913	39,367	257	153.2
FLORIDA		147,520	5,955	153,475	2,734	56.1
GEORGIA	(a)	121,501	n/a	121,098 (b)	894	135.5
KENTUCKY		17,415	5,669	23,084	342	67.5
LOUISIANA		36,444	22,336	58,780	567	103.7
MARYLAND		43,404	9,175	52,579	680	77.3
MISSISSIPPI		15,452	1,877	17,329	256	67.7
MISSOURI		51,221	12,419	63,640	1,167	54.5
NORTH CAROLINA		114,209	3,165	117,374	1,934	60.7
OKLAHOMA		27,586	3,902	31,488	265	118.8
SOUTH CAROLINA	(a)	28,620	3,293	31,913	527	60.6
TENNESSEE		35,000	7,837	42,837	628	68.2
TEXAS		274,880	79,026	353,906	4,755	74.4
VIRGINIA		39,138	4,577	43,715	629	69.5
WEST VIRGINIA		617	781	1,398	32	43.7
TOTAL		1,012,998	175,651	1,188,246	15,909	74.7

(a) Probation and parole services are provided by a separate agency.

(b) Figure is only for Probationers and does not include Parolees.

OFFENDERS PER PROBATION/PAROLE AGENT



TOTAL STATE INMATES AND PROBATIONERS PER 100,000  
POPULATION  
(As of July 1, 2002)

STATE	Total State Inmates	Total State Inmates Per 100,000 Pop.	Rank in SLC	Total Probationers	Total State Probationers Per 100,000 Pop.	Rank in SLC	Total Inmates & Probationers	Per 100,000 Pop.	Rank in SLC
ALABAMA	24,280	544	6	36,263	812	10	60,543	1,356	10
ARKANSAS	11,521	428	12	39,367	1,462	2	50,888	1,890	3
FLORIDA	73,506	448	8	153,475	936	8	226,981	1,384	9
GEORGIA	46,937	560	4	121,098	1,445	3	168,035	2,004	2
KENTUCKY	12,320	303	15	23,084	568	15	35,404	871	15
LOUISIANA	19,733	442	11	58,780	1,316	5	78,513	1,758	5
MARYLAND	23,755	442	10	52,579	978	7	76,334	1,420	8
MISSISSIPPI	17,279	605	3	17,329	606	14	34,608	1,211	12
MISSOURI	29,771	529	7	63,640	1,131	6	93,411	1,659	6
NORTH CAROLINA	33,021	403	13	117,374	1,434	4	150,395	1,837	4
OKLAHOMA	22,843	660	2	31,488	910	9	54,331	1,570	7
SOUTH CAROLINA	22,169	546	5	31,913	785	11	54,082	1,331	11
TENNESSEE	17,533	305	14	42,837	746	12	60,370	1,052	14
TEXAS	144,051	676	1	353,906	1,660	1	497,957	2,335	1
VIRGINIA	31,907	444	9	43,715	608	13	75,622	1,052	13
WEST VIRGINIA	3,473	193	16	1,398	78	16	4,871	270	16
TOTAL/AVG	534,099	503		1,185,398	1,117		1,722,345	1,623	

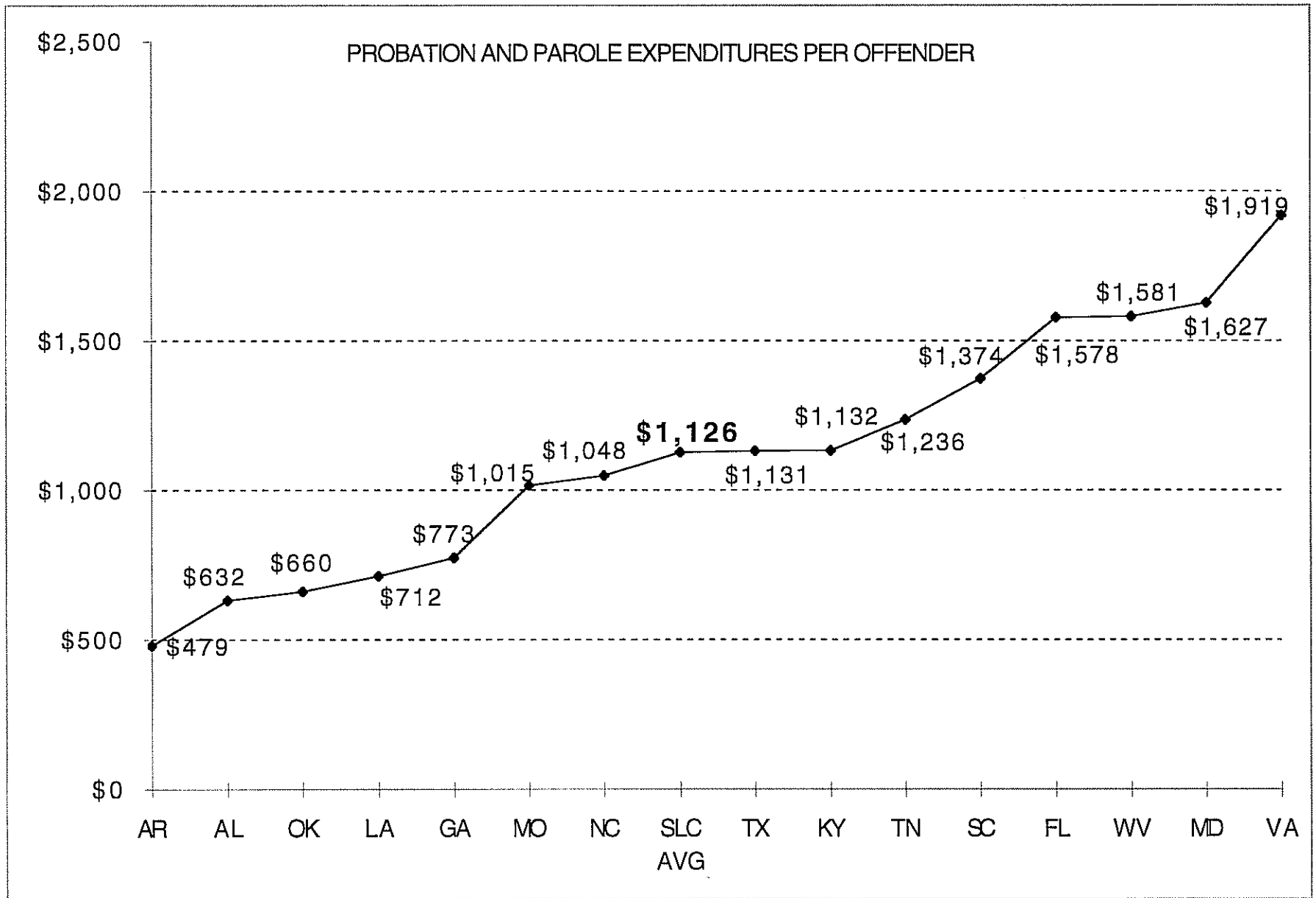
# PROBATION AND PAROLE FUNDING

STATE	State Funds	Supervision Fees	Other Funds	Total	Exp. Per Offender	Rank
ALABAMA	\$16,109,225	\$6,300,000	\$495,088	\$22,904,313	\$632	12
ARKANSAS (a)	\$11,925,236	\$6,339,556	\$594,433	\$18,859,225	\$479	16
FLORIDA	\$224,553,937	\$8,890,126	\$8,690,938	\$242,135,001	\$1,578	1
GEORGIA (a)	\$85,882,507	\$0	\$7,688,670	\$93,571,177	\$773 (b)	15
KENTUCKY	\$25,808,800	\$0	\$326,400	\$26,135,200	\$1,132	10
LOUISIANA	\$30,447,048	\$11,408,435	\$0	\$41,855,483	\$712	14
MARYLAND	\$82,199,828	\$0	\$3,349,318	\$85,549,146	\$1,627	2
MISSISSIPPI	N/A	N/A	N/A	N/A	N/A	N/A
MISSOURI	\$62,646,265	\$0	\$1,949,598	\$64,595,863	\$1,015	7
NORTH CAROLINA	\$123,000,000	\$0	\$0	\$123,000,000	\$1,048	8
OKLAHOMA	\$14,335,030	\$6,453,200	\$0	\$20,788,230	\$660	13
SOUTH CAROLINA (a)	\$22,629,437	\$4,541,731	\$16,669,164	\$43,840,332	\$1,374	6
TENNESSEE	\$50,945,834	\$1,835,177	\$153,120	\$52,934,131	\$1,236	9
TEXAS	\$391,144,393	\$8,985,000	\$0	\$400,129,393	\$1,131	5
VIRGINIA	\$80,424,286	\$1,500,000	\$1,946,919	\$83,871,205	\$1,919	4
WEST VIRGINIA	\$1,908,636	\$301,791	\$0	\$2,210,427	\$1,581	3
TOTAL	\$1,223,960,462	\$56,555,016	\$41,863,648	\$1,322,379,126	\$16,895	
Average	\$81,597,364	\$5,655,502	\$4,186,365	\$88,158,608	\$1,126	

(a) Probation and parole services are provided by a separate agency.

(b) Figure is only for probationers and does not include parolees.







# REHABILITATION

This is the seventh year data has been compiled regarding Rehabilitation. Fourteen states reported that they have Adult Basic Education and/or Literacy programs. Also, fourteen states provide some form of Vocational Education to inmates within their system. The number of inmates receiving their GED ranged from 100 in West Virginia to 5,534 in Texas. Thirteen states reported the percentage of the Corrections budget allocated to rehabilitation. They range from .04 percent in Arkansas to 10 percent in West Virginia.

# INMATE REHABILITATION

State	Average Monthly Enrollment					Number Receiving	% of Budget Allocated to	
	Adult Basic Education	Literacy Programs	Vocational Education	Religious Guidance	On-The-Job Training	GED FY 2002	Rehab Programs	
ALABAMA	n/a	n/a	n/a	n/a	n/a	n/a	n/a	(a)
ARKANSAS	2,539	1,015	329	38%	n/a	833	0.04%	
FLORIDA	4,883	1,409	3,667	21,964	397	1,588	2.80%	
GEORGIA	572	388	1,754	23,540	517	482	0.50%	
KENTUCKY	289	1,257	1,464	25	540	410	2.00%	
LOUISIANA	1,089	1,235	1,040	n/a	814	435	0.80%	
MARYLAND	1,508	258	657	n/a	1,300	926	n/a	(a)
MISSISSIPPI	600	22	424	17,430	n/a	224	n/a	
MISSOURI	7,857	1,449	568	6,605	1,350	1,527	7.60%	
N. CAROLINA	523	2,518	267	653	75	1,257	1.40%	
OKLAHOMA	819	578	598	n/a	n/a	1,090	7.50%	
S. CAROLINA	4,375	2,188	1,008	5,571	4,110	579	4.00%	
TENNESSEE	1,600	(b)	1,500	n/a	1,000	511	2.00%	
TEXAS	25,626	25,626	4,842	114,415	n/a	5,534	6.00%	(c)
VIRGINIA	n/a	n/a	n/a	n/a	n/a	n/a	4.00%	
W. VIRGINIA	350	380	400	500	500	100	10.00%	

(a) Funding for the rehabilitation programs is not provided by the Department of Corrections.

(b) Tennessee's Adult Basic Education and Literacy program figures are combined.

(c) This figure includes the Institutional Division, Community Justice Assistance Division, Parole Division and Windham School systems.



# PRISON INDUSTRIES

All sixteen states maintain a prison industries program. Total gross sales in all product lines was \$464 million for those programs operated by corrections departments. The operations employed 26,489 inmates, an average of 5.99 hours per day. Inmate reimbursement averaged \$.39 per hour ranging from \$0.00 to \$1.00 per hour. State use laws have been enacted by most of the states, with the exception of Arkansas, Florida, Georgia, Kentucky, Mississippi, and Tennessee.



**PRISON INDUSTRIES**

State	Total Sales	Net Profit	# Inmates Employed	Inmate Pay/Hr.	Hrs./Day/ Inmate	Largest Product Lines		State Use Law	
						Line	Gross Sales	Yes	No
ALABAMA	\$17,200,000	(\$125,000)	637	\$0.20	6.5	Printing Services Clothing Janitorial Chemicals Office Furniture Modular Furniture	\$1,590,000 \$1,110,000 \$950,000 \$670,000 \$510,000	x	
ARKANSAS	\$6,122,737	\$378,541	550	n/a	n/a	Clothing Furniture Janitorial Chair Operation Metal Fabrication	\$2,051,898 \$951,808 \$649,637 \$591,977 \$459,759		x
FLORIDA	\$62,093,958	(\$2,076,931)	4,160	\$0.50	5.75	Food & Food Products Textiles, Garments, Apparel Furniture License Plates Agricultural Commodities	\$14,400,000 \$13,000,000 \$11,500,000 \$6,500,000 \$5,500,000		x
GEORGIA	\$34,465,394	\$5,975,892	1,482	\$0.00	n/a	License Plates Garments Signs & Decals Chemicals Printing	\$8,098,939 \$5,684,196 \$4,226,099 \$3,533,317 \$2,861,629		x
KENTUCKY	\$13,759,058	\$253,755	800	\$ .45-\$ .95	6	Clothing License Tags Printing Wood Furniture Panel Systems	\$2,092,534 \$2,026,970 \$1,508,134 \$905,243 \$724,031		x
LOUISIANA	\$9,936,285	\$988,340	814	\$0.14	7.73	Garments License Tags Chemicals (Soap/Cleaning) Furniture Janitorial Services	\$2,798,226 \$2,220,747 \$1,201,341 \$1,052,221 \$987,418	x	
MARYLAND	\$42,291,013	3,165,975	1,400	\$0.72	5.8	Partitions Meat Upholstery Tags Metal	\$5,603,860 \$4,995,415 \$4,502,606 \$4,406,853 \$4,200,568	X	
MISSISSIPPI	\$5,236,000	\$346,000	450	\$0.29	7	Garment Printing Services Metal Fab Furniture	\$1,938,000 \$1,222,000 \$807,000 \$525,000 \$305,000		X

State	Total Sales	Net Profit	# Inmates Employed	Inmate Pay/Hr.	Hrs./Day/ Inmate	Largest Product Lines	Gross Sales	State Use Law	
						Line		Yes	No
MISSOURI	\$25,168,381	(\$3,191,328)	1,400	\$0.13-\$0.72	6.5	Furniture License plates/decals Laundry Services Clothing Metal Products/Signs	\$6,418,247 \$4,698,941 \$3,765,796 \$3,134,131 \$2,116,129	x	
N. CAROLINA	\$69,946,000	(\$2,876,000)	2,100	\$0.13-\$0.26	7	Meat Sewing Laundry Paint Signs	\$11,280,000 \$8,885,000 \$8,600,000 \$7,167,000 \$5,655,000	x	
OKLAHOMA	\$16,283,195	\$746,724	1,230	\$0.42	7.5	Modular Panel Systems Wood Furniture Upholstery Tags Modular Construction	\$2,331,011 \$2,252,674 \$1,870,077 \$1,426,677 \$1,268,230	x	
S. CAROLINA	\$18,818,060	\$1,464,807	\$2,000	\$0.25	6.5	Printing Apparel License Tags Tire Retreading Office Furniture	\$2,773,988 \$1,254,435 \$1,052,464 \$953,361 \$782,837	x	
TENNESSEE	\$20,400,000	\$583,243	840	\$1.00	6.5	Apparel/textiles License Plates Wood Furniture Printing Services Sports Ball Packaging	\$2,860,211 \$2,745,228 \$2,183,590 \$1,613,038 \$1,036,201		x
TEXAS	\$78,848,636	\$2,324,306	7,000	\$0.00	n/a	Metal Garment Modular Furniture Wood Furniture License/Sticker	\$11,665,485 \$26,313,816 \$4,019,390 \$4,845,485 \$9,736,358	x	
VIRGINIA	\$35,403,787	\$329,335	1,376	\$0.78	4.93	License Tags Office Furniture Wood Furniture Clothing Metal Furniture	\$7,472,966 \$6,516,627 \$6,433,002 \$5,809,532 \$2,902,046	X	
W. VIRGINIA	\$8,119,988	\$256,898	250	\$0.76	n/a	Printing Quick Copy License Plates Furniture Stock Room	\$1,734,991 \$1,524,769 \$974,052 \$841,092 \$667,681	X	
TOTAL/AVG	\$464,092,492	\$8,544,557	26,489	\$0.39	5.99				

# PRIVATIZATION

Privatization of Services for the SLC region encompasses a wide array of services. They include, but are not limited to the following: (1) Medical and Drug Treatment Services; (2) Halfway Houses, Community Rehabilitation Centers, and Work Release Centers; (3) Food Service; (4) Electronic Monitoring; and (5) Management of Prison Facilities. The total value of these services is approximately \$1.1 billion serving approximately 438,657 inmates.

PRIVATIZATION OF SERVICES  
(FY 2001-02)

State	Type of Services	Value of Service	Number of Inmates/Beds
Alabama	Medical Services	\$32,269,678	24,280
Arkansas	Medical/Dental Services	\$26,037,740	12,099
Florida	Food Services	\$51,463,995	64,409
	Health Services	\$118,915,734	73,506
	Substance Abuse	\$6,981,000	15,397
Georgia	Facility Operations	\$80,000,000	4,850
Kentucky	Management of two private facilities	\$15,000,000	1,300
Louisiana	Community Based Rehabilitation Centers	\$2,828,859	430
	Corrections Corp. of America-WNC	\$15,264,805	1,487
	Wackenhut Corporation-ALC	\$15,321,327	1,463
Maryland	Food Services	\$2,474,700	3,000
	Health Services	\$50,370,000	23,000
Mississippi*	Medical	\$25,897,777	4,967
	Private Prison	\$2,482,453	3,468
	County/Regional	\$18,475,689	2,035
	County Jails	\$13,167,441	1,133
Missouri	Medical/Mental Health Services	\$79,850,138	44,683
	Education	\$4,301,812	7,562
	Substance Abuse	\$6,369,816	11,061

\*Mississippi did not report figures for 2001-02; therefore, 2000-01 actual figures were used.

PRIVATIZATION OF SERVICES  
(FY 2001-02)

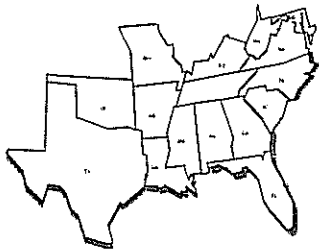
State	Type of Services	Value of Service	Number of Inmates/Beds
North Carolina	Drug/Alcohol Treatment	\$4,576,213	293
Oklahoma	Management of six facilities	\$90,918,814	5,810
South Carolina	Medical Services	\$16,588,530	22,000
Tennessee	Facility Operation	\$52,837,800	3,650
	Medical	\$31,064,700	15,379
	Mental Health	\$2,465,600	13,722
	Food Service	\$11,631,400	13,722
Texas	Private Non-Secure Facilities		
	County Jails	\$803,000	60
	Halfway House	\$12,034,678	1,082
	Substance Abuse	\$23,398,296	1,958
	Private Secure Facilities		
	Pre-Release Centers	\$49,476,743	4,078
	State Jail Facilities	\$80,807,708	7,297
	Private Secure	\$23,398,296	1,958
Virginia	County Leased Beds	\$36,332,231	2,491
	Medical Services	\$22,064,551	6,372
	Food Services	\$1,071,637	1,175
	Housing of Inmates in Private Facilities	\$17,584,059	1,573
	Substance Abuse Services	\$2,351,221	N/A
West Virginia	Pharmaceutical	\$13,102,042	31,907
	Medical Services	\$6,000,000	2,000
	Food Services	\$2,000,000	2,000
<b>Total</b>		<b>\$1,067,980,483</b>	<b>438,657</b>

# STATE PROFILES

The data collected from the individual survey responses was compiled into a "Corrections State Profile" for each state. These profiles include inmate demographics, the most frequently committed crimes in each state, HIV/AIDS information and statistics, methods utilized by the member states to relieve overcrowding, court order requirements in each state, and state initiatives. The initiatives discussed for 2002 include "The Elderly and Infirm Population in the Corrections System" and "Prison Based Substance Abuse Treatment Programs".

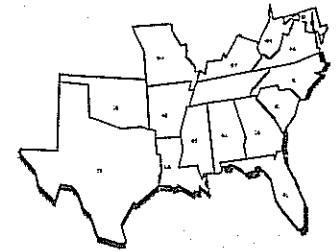
Comparisons of selected inmate characteristics in each state profile are found in the chapter entitled "Staffing Patterns and Inmate Characteristics." Also, a comparison is made in each profile of the number of drug offenders included in the total inmate population. For purposes of this survey, drug offenders are defined as those individuals sentenced for offenses related to possession, sale, use, growing, and manufacturing of narcotic drugs.





## STATE CORRECTIONS PROFILE

### SELECTED CHARACTERISTICS OF ADULT INMATES (AS OF JULY 1, 2002)



#### PROFILE QUESTION

AVERAGE AGE AT COMMITMENT:

TOTAL NUMBER OF INMATES 50 YEARS OR OLDER:

AVERAGE SENTENCE FOR NEW COMMITMENTS:  
(EXCLUDING LIFE SENTENCES)

AVERAGE TIME SERVED BY THOSE RELEASED:  
(EXCLUDING LIFE SENTENCES)

THE THREE (3) MOST FREQUENTLY COMMITTED CRIMES FOR WHICH  
INMATES ARE CURRENTLY SERVING TIME:

#### RACE AND SEX DISTRIBUTION:

PERCENTAGE WHITE

PERCENTAGE BLACK

PERCENTAGE OTHER

PERCENTAGE MALE

PERCENTAGE FEMALE

NUMBER OF INMATES SERVING LIFE

NUMBER OF INMATES SERVING LIFE (WITHOUT PAROLE)

NEW COMMITMENTS TO LIFE SENTENCES:

#### STATE RESPONSE:

32 YEARS

448 INMATES

6 YEARS

30.7 MONTHS

- A. THEFT OF PROPERTY/ROBBERY
- B. POSSESSION/DISTRIBUTION OF A  
CONTROLLED SUBSTANCE
- C. FORGERY

35.50%

64.20%

0.30%

93.20%

6.80%

3,321 INMATES

1,281 INMATES

208 INMATES

ALABAMA

# STATE CORRECTIONS PROFILE

## SELECTED CHARACTERISTICS OF ADULT INMATES (AS OF JULY 1, 2002)

### PROFILE QUESTION

INMATES SERVING DEATH SENTENCES:

INMATES EXECUTED IN FY 2002

INMATES SERVING TWENTY (20) YEARS OR MORE:

INMATES THAT HAVE ALREADY SERVED TWENTY (20)

YEARS OF THEIR CURRENT SENTENCE:

INMATES ADMITTED WHO WERE PAROLE VIOLATORS:

INMATES RELEASED FROM CUSTODY IN FY 02 FOR THE FOLLOWING:

EXPIRATION OF SENTENCE

PAROLE

GOODTIME

PROBATION

DEATH

OTHER

TOTAL

METHOD IN WHICH "GOODTIME" IS CALCULATED:

IS MEDICAL-EARLY OR COMPASSIONATE RELEASE ALLOWED:

NUMBER OF INMATES RELEASED IN FY 2002 BASED ON THE ABOVE:

INMATES BETWEEN THE AGES OF 17 AND 20:

### STATE RESPONSE:

192 INMATES

1 INMATE

9,191 INMATES

N/A

668 INMATES

3,750 INMATES

1,541 INMATES

0 INMATES

3,177 INMATES

58 INMATES

0 INMATES

8,526 INMATES

NO RESPONSE

NO

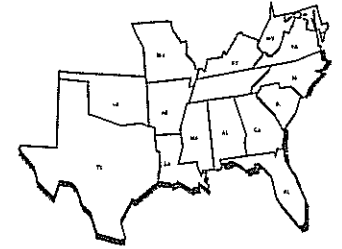
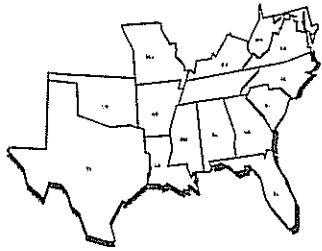
0 INMATES

1,518 INMATES

ALABAMA

## STATE CORRECTIONS PROFILE

### SELECTED CHARACTERISTICS OF ADULT INMATES (HIV/AIDS AS OF JULY 1, 2002)



#### PROFILE QUESTION

NUMBER OF AIDS CASES:

NUMBER OF INMATES TESTED FOR HIV ANTIBODIES

#### TESTING OF INMATES BY CATEGORY:

ADMISSION

RANDOM

INCIDENT

HIGH RISK GROUP

SYSTEMS FREQUENCY OF TESTING:

INMATES TESTING POSITIVE FOR HIV ANTIBODIES:

NOTE: ALABAMA STATE LAW REQUIRES THE SEPARATION OF ALL INMATES WITH SEXUALLY TRANSMITTED DISEASES.

#### STATE RESPONSE:

293 INMATES

ALL INMATES ARE TESTED.

THIS IS REQUIRED BY STATUTE.

ALL INMATES

N/A

N/A

N/A

ALL ENTRY/EXIT

93 INMATES

### COURT ORDER REQUIREMENTS

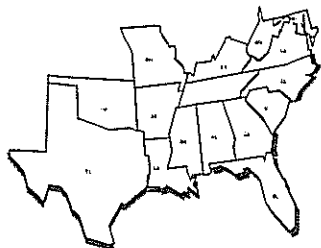
THE ALABAMA DEPARTMENT OF CORRECTIONS HAS INDICATED THAT THEY ARE UNDER A FEDERAL COURT ORDER SETTLEMENT SINCE 1999 AND A STATE COURT ORDER SINCE 1996. THESE COURT ORDER REQUIREMENTS INCLUDE: MENTAL HEALTH CARE, REMOVAL OF STATE READY INMATES FROM COUNTY JAILS, AND CREATION OF SECULAR SAP PROGRAM.

### STATE INITIATIVES

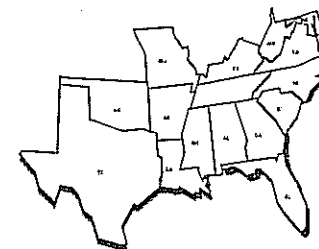
#### ELDERLY OR INFIRMED INMATES

THE ALABAMA DEPARTMENT OF CORRECTIONS HOUSES AGED AND INFIRMED INMATES AT THE HAMILTON PRISON FOR THE AGED AND INFIRMED IN HAMILTON, ALABAMA. THIS 300-BED PRISON IN NORTHWESTERN ALABAMA NEAR THE MISSISSIPPI LINE IS ONE OF ONLY A FEW IN THE NATION SPECIALIZING IN AGED AND DISABLED INMATES.

### ALABAMA

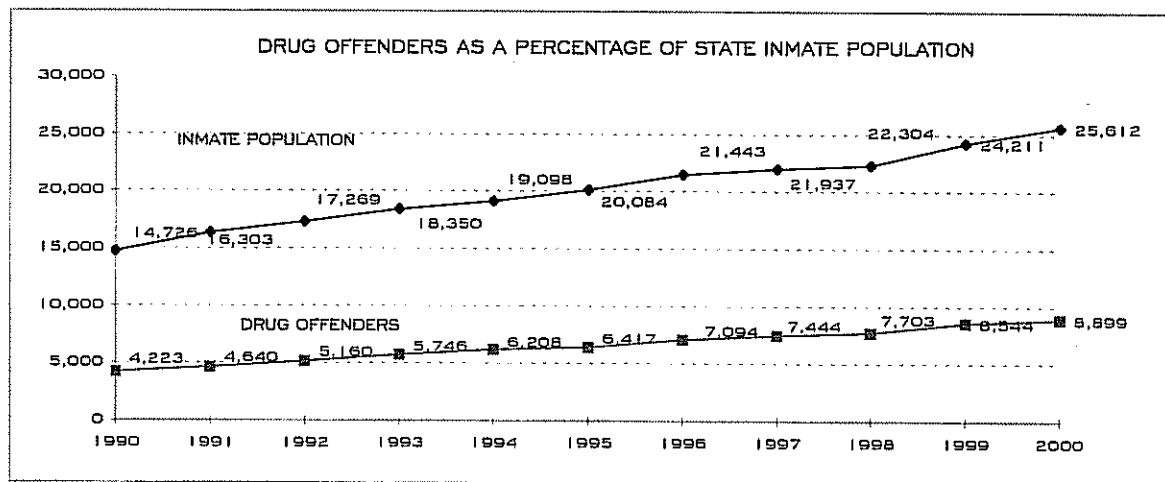


## STATE CORRECTIONS PROFILE



### PRISON BASED SUBSTANCE ABUSE TREATMENT PROGRAMS

ALABAMA HAS WITNESSED AN INCREASE IN THE CRIME RATE ESPECIALLY AS IT RELATES TO DRUG/ALCOHOL USE. REHABILITATION AND TREATMENT WILL HOPEFULLY ENABLE THE INMATE TO INTEGRATE BACK INTO FAMILY AND SOCIETY, BECOMING AN ASSET TO THE COMMUNITY, AND A WORKING TAXPAYER RATHER THAN A TAX LIABILITY. AN ADDITIONAL BENEFIT IS REALIZED IN A REDUCTION OF OVER CROWDING IN THE PRISON SYSTEM. ALABAMA WAS THE FIRST STATE IN THE NATION TO OPEN A PENAL FACILITY TOTALLY DEDICATED TO DRUG TREATMENT LOCATED AT VENTRESS CORRECTIONAL FACILITY IN CLAYTON, ALABAMA. INMATES HAVING BEEN ASSESSED ON ENTRY INTO THE ALABAMA DEPARTMENT OF CORRECTIONS AS NEEDING SUBSTANCE ABUSE TREATMENT ARE PLACED IN ONE OF THE FOLLOWING PROGRAMS: PRE-TREATMENT PHASE; 8 WEEK SUBSTANCE ABUSE PROGRAM; 15 WEEK DUAL DISORDERS PROGRAM; THERAPEUTIC COMMUNITY; AFTERCARE (CONTINUED RECOVERY); 6 MONTH CRIME BILL PROGRAM.

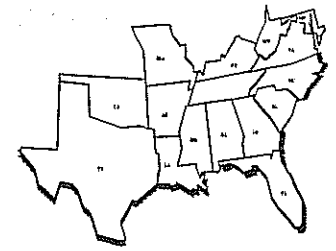
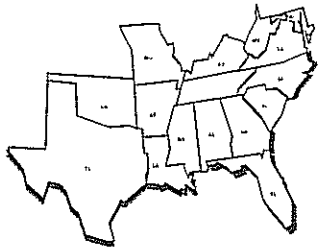


NOTE: THE NUMBER OF DRUG OFFENDERS RELATED TO THE TOTAL INMATE POPULATION FOR ALABAMA HAS INCREASED FROM 28.7% IN 1990 TO 34.7% IN 2000.

## ALABAMA

## STATE CORRECTIONS PROFILE

### SELECTED CHARACTERISTICS OF ADULT INMATES (AS OF JULY 1, 2002)



#### PROFILE QUESTION

AVERAGE AGE AT COMMITMENT:

TOTAL NUMBER OF INMATES 50 YEARS OR OLDER:

AVERAGE SENTENCE FOR NEW COMMITMENTS:  
(EXCLUDING LIFE SENTENCES)

AVERAGE TIME SERVED BY THOSE RELEASED:  
(EXCLUDING LIFE SENTENCES)

THE THREE (3) MOST FREQUENTLY COMMITTED CRIMES FOR WHICH  
INMATES ARE CURRENTLY SERVING TIME:

RACE AND SEX DISTRIBUTION:

PERCENTAGE WHITE

PERCENTAGE BLACK

PERCENTAGE OTHER

PERCENTAGE MALE

PERCENTAGE FEMALE

NUMBER OF INMATES SERVING LIFE

NUMBER OF INMATES SERVING LIFE (WITHOUT PAROLE)

NEW COMMITMENTS TO LIFE SENTENCES:

#### STATE RESPONSE:

32.4 YEARS

329 INMATES

8.2 YEARS

2.8 YEARS

A. CONTROLLED SUBSTANCE

B. THEFT OF PROPERTY

C. FORGERY

50.15%

49.37%

0.48%

93.60%

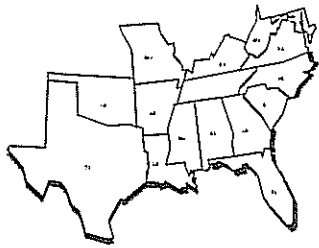
6.40%

708 INMATES

436 INMATES

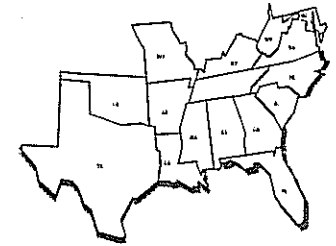
898 INMATES

ARKANSAS



## STATE CORRECTIONS PROFILE

### SELECTED CHARACTERISTICS OF ADULT INMATES (AS OF JULY 1, 2002)



#### PROFILE QUESTION

INMATES SERVING DEATH SENTENCES:

INMATES EXECUTED IN FY 2002

INMATES SERVING TWENTY (20) YEARS OR MORE:  
INMATES THAT HAVE ALREADY SERVED TWENTY (20)  
YEARS OF THEIR CURRENT SENTENCE:

INMATES ADMITTED WHO WERE PAROLE VIOLATORS:

INMATES RELEASED FROM CUSTODY IN FY 02 FOR THE FOLLOWING:

EXPIRATION OF SENTENCE

PAROLE

GOODTIME

PROBATION

DEATH

OTHER

TOTAL

#### STATE RESPONSE:

42 INMATES

0 INMATES

2,470 INMATES

1,183 INMATES

2,931 INMATES

752 INMATES

383 INMATES

0 INMATES

5448 INMATES

38 INMATES

110 INMATES

6731 INMATES

METHOD IN WHICH "GOODTIME" IS CALCULATED:

N/A

IS MEDICAL-EARLY OR COMPASSIONATE RELEASE ALLOWED:

Yes

NUMBER OF INMATES RELEASED IN FY 02 BASED ON THE ABOVE:

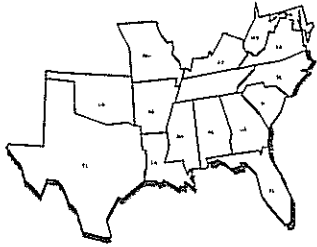
5 INMATES

INMATES BETWEEN THE AGES OF 17 AND 20:

686 INMATES

ARKANSAS

## STATE CORRECTIONS PROFILE



### SELECTED CHARACTERISTICS OF ADULT INMATES (HIV/AIDS AS OF JULY 1, 2002)

#### PROFILE QUESTION

NUMBER OF AIDS CASES:

NUMBER OF INMATES TESTED FOR HIV ANTIBODIES

#### TESTING OF INMATES BY CATEGORY:

ADMISSION

RANDOM

INCIDENT

HIGH RISK GROUP

SYSTEMS FREQUENCY OF TESTING:

INMATES TESTING POSITIVE FOR HIV ANTIBODIES:

THE ARKANSAS DEPARTMENT OF CORRECTIONS DOES INSTITUTE A FORM OF ISOLATION KNOWN AS MEDICAL ISOLATION, WHICH IS ADMINISTERED ONLY AS NECESSARY. SHOULD AN INMATE DEMONSTRATE ABHORRENT BEHAVIOR SUCH AS ASSAULT, ENGAGING IN SEX W/OTHER INMATES, OR BE CONVICTED OF "KNOWINGLY" TRANSMITTING HIV AN INMATE IS PLACED IN CLOSED CUSTODY SINGLE-CELL ISOLATION. OTHERWISE, HIV INFECTED INMATES MAY BE HOUSED IN GENERAL POPULATION.

#### STATE RESPONSE:

25 INMATES

ALL INMATES ARE TESTED.

ALL

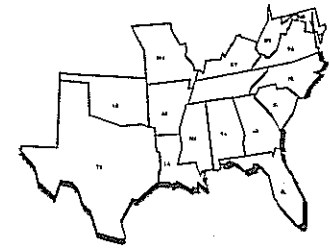
N/A

BITES AND FIGHTS

TB & SEXUALLY ACTIVE

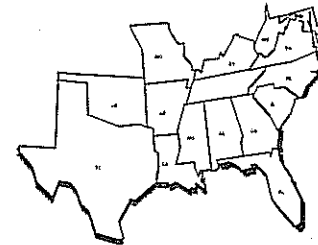
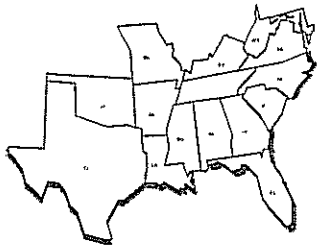
UPON INTAKE; THEREAFTER, UPON  
REASON OR REQUEST

58 INMATES



ARKANSAS

## STATE CORRECTIONS PROFILE



### METHODS OF RELIEVING OVERCROWDING

THE GENERAL ASSEMBLY OF ARKANSAS ESTABLISHED ACT 418 IN 1987, WHICH PROVIDES THE DEPARTMENT OF CORRECTIONS WITH THE "PRISON OVERCROWDING EMERGENCY POWERS ACT." UNDER AUTHORITY GRANTED BY THIS ACT, THE CORRECTIONS BOARD MAY DECLARE A "PRISON OVERCROWDING STATE OF EMERGENCY" WHEN THE PRISON POPULATION EXCEEDS 98% OF CAPACITY FOR THIRTY CONSECUTIVE DAYS. DURING SUCH AN EMERGENCY, THE BOARD MAY MOVE UP PAROLE ELIGIBILITY AND/OR DISCHARGE DATES BY UP TO NINETY DAYS FOR RELEASE. THE ACT MAY BE INVOKED EACH NINETY DAYS THEREAFTER IF THE BOARD DECLARES AN EMERGENCY. SINCE 1983, THE DEPARTMENT HAS FROZEN INTAKE ON VARIOUS OCCASIONS SO AS NOT TO OVERCROWD AND THUS INMATES WERE BACKED UP IN COUNTY JAILS. THEREFORE, THE DEPARTMENT'S UNITS HAVE NEVER BEEN OVERCROWDED.

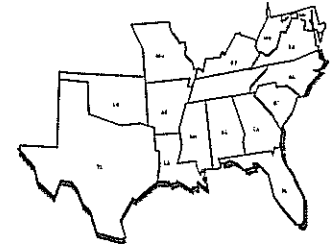
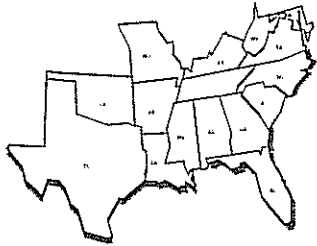
THE 1993 GENERAL ASSEMBLY ENACTED ACT 548 AND ACT 531, KNOWN AS THE COMMUNITY PUNISHMENT ACT TO PROMOTE AN ALTERNATIVE TO TRADITIONAL PRISONS BY OFFERING A WELL-ROUNDED APPROACH TO COMMUNITY PUNISHMENT THROUGH THE USE OF SUPERVISION, FACILITIES, AND PROGRAMS FOR LOW-RISK OFFENDERS.

IN ADDITION, ACT 549 CREATED THE DEPARTMENT OF COMMUNITY CORRECTIONS (JULY 1, 1993). THE DEPARTMENT IS COMPRISED OF ADULT PROBATION, PAROLE AND OTHER INTERMEDIATE SANCTIONS INCLUDING REGIONAL COMMUNITY CORRECTION CENTERS. THE CENTERS HOUSE NON-VIOLENT, LOW RISK OFFENDERS CONFINED AS A CONDITION OF PROBATION OR SENTENCED TO THE ARKANSAS DEPARTMENT OF CORRECTIONS FOR JUDICIAL TRANSFER TO THE DEPARTMENT OF COMMUNITY CORRECTIONS.

### ARKANSAS



## STATE CORRECTIONS PROFILE



### COURT ORDER REQUIREMENTS

THE ARKANSAS DEPARTMENT OF CORRECTIONS IS NOT CURRENTLY UNDER A FEDERAL OR STATE COURT ORDER DURING THE YEAR ENDING JUNE 30, 2002.

### STATE INITIATIVES

#### ELDERLY OR INFIRMED INMATES

THE ARKANSAS DEPARTMENT OF CORRECTIONS HAS SPECIAL HOUSING (SHELTERED LIVING UNITS) FOR 122 ELDERLY OR INFIRMED INMATES. HOWEVER, THERE IS NO SPECIAL LEGISLATION THAT ADDRESSES THIS ISSUE.

#### PRISON-BASED SUBSTANCE ABUSE TREATMENT PROGRAMS

THE ARKANSAS DEPARTMENT OF CORRECTIONS (ADC) SCREENS ALL INMATES FOR A HISTORY OF SUBSTANCE ABUSE AND DEVELOPS RECOMMENDATIONS FOR INDIVIDUAL TREATMENT. THESE RECOMMENDATIONS ARE FORWARDED TO THE APPROPRIATE UNITS WITHIN THE ADC.

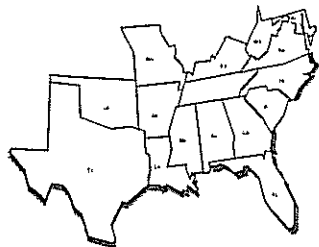
THE PROGRAMS ARE AS FOLLOWS:

(1) TECHNICAL PAROLE VIOLATOR PROGRAM - TPV (CAPACITY 64) - THIS IS A 60-DAY PROGRAM, WHICH DEALS WITH PAROLE REVOCATIONS. INTENSE DRUG AND ALCOHOL TREATMENT PROGRAM COMBINED WITH GROUP THERAPY, JOB PREPARATION, RELAPSE PREVENTION, PARENTING AND GED CLASSES FOR PAROLEES WHO RECEIVE A TECHNICAL PAROLE VIOLATION FROM A PAROLE HEARING OFFICER.

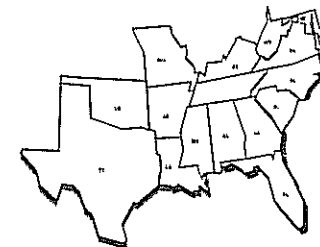
(2) SUBSTANCE ABUSE TREATMENT PROGRAM - SATP (TREATED 3,381 INMATES FROM JULY 2001 TO JUNE 2002) - THIS IS A 3-4 MONTH PROGRAM, WHICH IS A REVISION OF THE 30-DAY MINNESOTA MODEL PROGRAM THAT HAS BEEN THE MAINSTAY OF SUBSTANCE ABUSE TREATMENT IN THE DEPARTMENT. LONGER TREATMENT HAS BEEN NECESSITATED DUE TO THE UPSURGE IN POLY-DRUG ABUSE AND RESULTING MENTAL, PHYSICAL AND SOCIAL DYSFUNCTION OF THESE INDIVIDUALS. A BADAP YEARLY BLOCK GRANT AWARDED, \$193,000, FOR FOUR POSITIONS, CURRICULUM, EQUIPMENT, SUPPLIES, ETC.

COST:	<u>SATP/TPV</u>	
	STATE FUNDS	\$535,843.80
	<u>GRANT FUNDS</u>	<u>\$193,000.00</u>
	TOTAL	\$728,843.80

### ARKANSAS



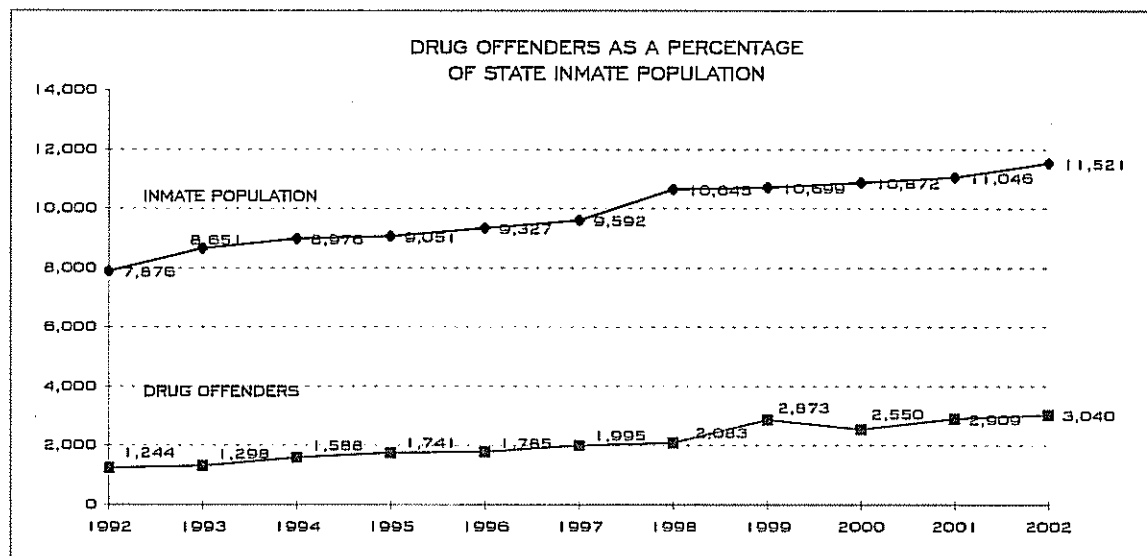
## STATE CORRECTIONS PROFILE



### STATE INITIATIVES (CONTINUED)

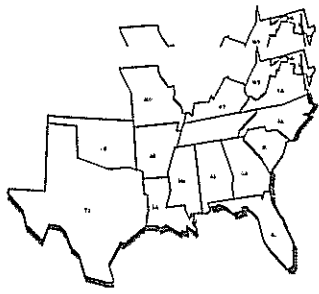
(3) COMPREHENSIVE SUBSTANCE ABUSE TREATMENT PROGRAM/THERAPEUTIC COMMUNITY - CSATP/TC (CAPACITY 190) - THIS IS A 9-12 MONTH MODIFIED THERAPEUTIC COMMUNITY APPROACH, THAT PROVIDES THE TREATMENT MODALITY FOR THIS COMPREHENSIVE DRUG AND ALCOHOL TREATMENT PROGRAM. THE LONG-TERM PROGRAM STARTED IN 1997 WITH A CRIMINAL JUSTICE GRANT AND IS CONSIDERED A RESIDENTIAL TREATMENT PROGRAM. A UNIQUE FEATURE OF THIS PROGRAM IS THAT IT IS DESIGNED TO ACTIVELY TRACK PARTICIPANTS INTO THE COMMUNITY TO PROVIDE INTENSIVE AFTERCARE SUPERVISION.

COST:	FEDERAL FUNDS	\$428,559.00
	STATE MATCH	\$70,500.00
	<u>DOC MATCH</u>	<u>\$72,353.00</u>
	TOTAL	\$571,412.00



NOTE: THE NUMBER OF DRUG OFFENDERS RELATED TO THE TOTAL INMATE POPULATION FOR ARKANSAS HAS INCREASED FROM 15.8% IN 1992 TO 26.4% IN 2002.

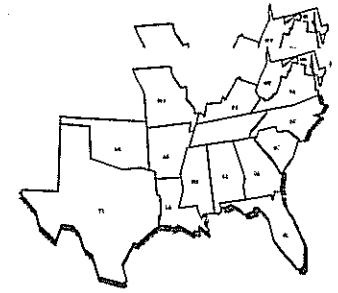
### ARKANSAS



## STATE CORRECTIONS PROFILE

### ARKANSAS DEPARTMENT OF COMMUNITY PUNISHMENT

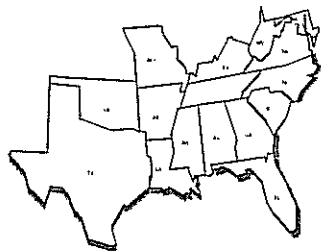
IN ADDITION TO THE ADULT INMATE POPULATION INCARCERATED AND REPORTED BY THE ARKANSAS DEPARTMENT OF CORRECTIONS, ARKANSAS CURRENTLY HAS IN OPERATION FOUR RESIDENTIAL BASED FACILITIES WHICH HOUSE MINIMUM-SECURITY INMATES WITH FELONY SENTENCES NOT EXCEEDING TWO YEARS. IN AN EFFORT TO INCLUDE THIS POPULATION IN THE SURVEY FOR INFORMATION PURPOSES ONLY, THE FOLLOWING DATA HAS BEEN SUBMITTED:



THIS POPULATION TOTALED 934 AS OF JULY 1, 2001 AND 966 AS OF JULY 1, 2002. THE PROJECTED INMATE POPULATION IS 1,465 IN YEAR 2007 AND 1,465 IN 2012. THE MAXIMUM DESIGNED CAPACITY WAS 965 ON JULY 1, 2001 AND 965 ON JULY 1, 2002. THE OPERATING BUDGET FOR FY 2001-02 IS \$16.2 MILLION WITH AN AVERAGE COST PER DAY PER INMATE OF \$38.68. THESE FIGURES EXCLUDE PROBATION AND PAROLE. ON JULY 1, 2002 THERE WERE 255 FILLED CORRECTIONAL OFFICER POSITIONS OUT OF 314 ESTABLISHED CORRECTIONAL OFFICER POSITIONS. THE ENTRY-LEVEL BASE ANNUAL SALARY OF A CORRECTIONAL OFFICER ON JULY 1, 2002 WAS \$20,981. ONE-HUNDRED AND SIXTY HOURS OF CLASSROOM TRAINING IS REQUIRED WITH AN ADDITIONAL 200 HOURS OF ON-THE-JOB TRAINING AND 40 HOURS OF IN-SERVICE TRAINING PER YEAR.

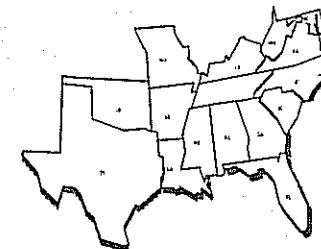
THE AVERAGE AGE AT COMMITMENT OF INMATES IS 29 YEARS WITH 32 INMATES BEING 50 YEARS OR OLDER. THE THREE MOST FREQUENTLY COMMITTED CRIMES FOR WHICH INMATES ARE CURRENTLY SERVING ARE #1 DRUG RELATED, #2 THEFT, AND #3 FORGERY. THE RACE AND SEX DISTRIBUTION IS 79% WHITE, 19% BLACK, AND 2% OTHER, OF WHICH 75% ARE MALES AND 25% ARE FEMALES. THE NUMBER OF INMATES RELEASED FROM CUSTODY IN FISCAL YEAR 2002 FOR EXPIRATION OF SENTENCE WAS 62, PAROLE 850, GOODTIME 200, PROBATION 525, AND DEATH 1, FOR A TOTAL OF 1,638. THERE WERE 4 AIDS CASES. THERE WERE 1,676 INMATES TESTED FOR HIV ANTIBODIES AND THERE WERE 5 CONFIRMED HIV CASES. THE NUMBER OF ASSAULTS ON INMATES BY OTHER INMATES WAS 60 AND 7 INMATE ASSAULTS ON STAFF. NO DEATHS RESULTED FROM VIOLENT INCIDENTS AND 4 ESCAPES WERE ATTEMPTED WITH 0 INMATES STILL AT LARGE.

ARKANSAS



## STATE CORRECTIONS PROFILE

### SELECTED CHARACTERISTICS OF ADULT INMATES (AS OF JULY 1, 2002)



#### PROFILE QUESTION

AVERAGE AGE AT COMMITMENT:

TOTAL NUMBER OF INMATES 50 YEARS OR OLDER:

AVERAGE SENTENCE FOR NEW COMMITMENTS:  
(EXCLUDING LIFE SENTENCES)

AVERAGE TIME SERVED BY THOSE RELEASED:  
(EXCLUDING LIFE SENTENCES)

THE THREE (3) MOST FREQUENTLY COMMITTED CRIMES FOR WHICH  
INMATES ARE CURRENTLY SERVING TIME:

#### RACE AND SEX DISTRIBUTION:

PERCENTAGE WHITE

PERCENTAGE BLACK

PERCENTAGE OTHER

PERCENTAGE MALE

PERCENTAGE FEMALE

NUMBER OF INMATES SERVING LIFE

NUMBER OF INMATES SERVING LIFE (WITHOUT PAROLE)

NEW COMMITMENTS TO LIFE SENTENCES:

#### STATE RESPONSE:

30.8 YEARS

3,160 INMATES

4.3 YEARS

3.1 YEARS

A. ROBBERY W/ FIREARM OR DEADLY WEAPON

B. BURGLARY

C. SALE, MANUFACTURING, DELIVERY OF COCAINE

44.00%

53.00%

3.00%

94.00%

6.00%

4,299 INMATES

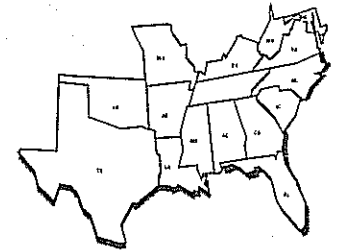
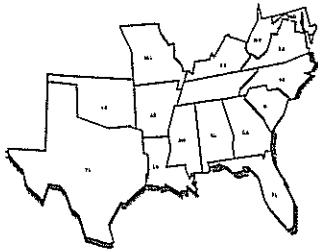
4,224 INMATES

427 INMATES

FLORIDA

# STATE CORRECTIONS PROFILE

## SELECTED CHARACTERISTICS OF ADULT INMATES (AS OF JULY 1, 2002)



### PROFILE QUESTION

INMATES SERVING DEATH SENTENCES:

INMATES EXECUTED IN FY 2002

INMATES SERVING TWENTY (20) YEARS OR MORE:  
INMATES THAT HAVE ALREADY SERVED TWENTY (20)  
YEARS OF THEIR CURRENT SENTENCE:

INMATES ADMITTED WHO WERE PAROLE VIOLATORS:

INMATES RELEASED FROM CUSTODY IN FY 02 FOR THE FOLLOWING:

EXPIRATION OF SENTENCE

PAROLE

GOODTIME

PROBATION

DEATH

OTHER

TOTAL

### STATE RESPONSE:

358 INMATES

0 INMATES

17,986 INMATES

1,348 INMATES

85 INMATES

16,283 INMATES

86 INMATES

SEE BELOW

9132 INMATES

179 INMATES

619 INMATES

26,299 INMATES

METHOD IN WHICH "GOODTIME" IS CALCULATED:

EARLY RELEASE VIA CONTROL RELEASE;

GOODTIME (GAIN TIME) IS APPLIED TO EACH INMATE ACCORDING TO THEIR  
RESPECTIVE SENTENCING GUIDELINES.

IS MEDICAL-EARLY OR COMPASSIONATE RELEASE ALLOWED:

YES

THE FLORIDA PAROLE COMMISSION IN CONJUNCTION WITH THE DEPARTMENT OF CORRECTIONS WILL CONSIDER AN INMATE  
ELIGIBLE FOR RELEASE UNDER THE CONDITIONAL MEDICAL RELEASE PROGRAM WHEN THE INMATE, BECAUSE OF AN EXISTING  
MEDICAL OR PHYSICAL CONDITION, IS DETERMINED TO BE PERMANENTLY INCAPACITATED OR TERMINALLY ILL.

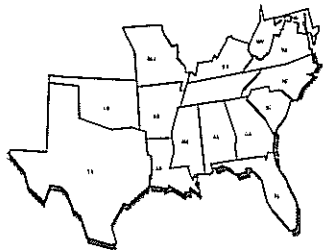
NUMBER OF INMATES RELEASED IN FY 2002 BASED ON THE ABOVE:

N/A

INMATES BETWEEN THE AGES OF 17 AND 20:

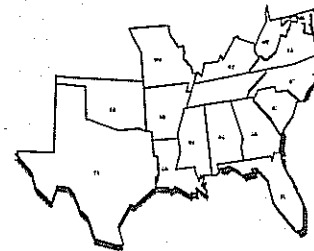
3,656 INMATES

FLORIDA



## STATE CORRECTIONS PROFILE

### SELECTED CHARACTERISTICS OF ADULT INMATES (HIV/AIDS AS OF JULY 1, 2002)



#### PROFILE QUESTION

#### STATE RESPONSE:

NUMBER OF AIDS CASES:

N/A

NUMBER OF INMATES TESTED FOR HIV ANTIBODIES

N/A

TESTING OF INMATES BY CATEGORY:

ADMISSION

N/A

RANDOM

N/A

INCIDENT

N/A

HIGH RISK GROUP

N/A

SYSTEMS FREQUENCY OF TESTING:

ON REQUEST OR WHEN MEDICALLY INDICATED

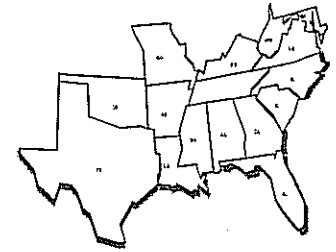
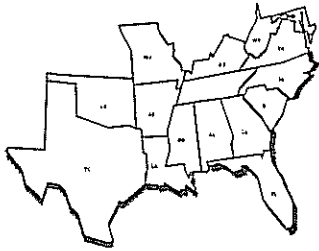
INMATES TESTING POSITIVE FOR HIV ANTIBODIES:

N/A

THE FLORIDA DEPARTMENT OF CORRECTIONS DOES NOT SEGREGATE OR ISOLATE HIV-INFECTED INMATES.

FLORIDA

## STATE CORRECTIONS PROFILE



### METHODS OF RELIEVING OVERCROWDING

THE FLORIDA DEPARTMENT OF CORRECTIONS HAS INDICATED THAT WHEN THE POPULATION OF THE STATE CORRECTIONAL SYSTEM EXCEEDS 100 PERCENT OF ITS TOTAL CAPACITY FOR 21 DAYS, THE GOVERNOR MAY USE HIS EMERGENCY POWERS TO REDUCE THE POPULATION OF THE STATE CORRECTIONAL SYSTEM BY TRANSFERRING INMATES TO FEDERAL JURISDICTIONS WHICH MAY HAVE A CONCURRENT OR CONSECUTIVE SENTENCE OR ANY ACTIVE DETAINER PLACED ON THE INMATE. NOTIFICATION OF THIS TRANSFER MUST BE MADE WITHIN 30 DAYS. NO PRISONER SHALL BE SO TRANSFERRED WHO IS CONVICTED OF A CAPITAL FELONY IN THE STATE NOR SHALL ANY TRANSFER TAKE PLACE TO ANY COUNTY OR MUNICIPAL JURISDICTION WITHIN THE STATE.

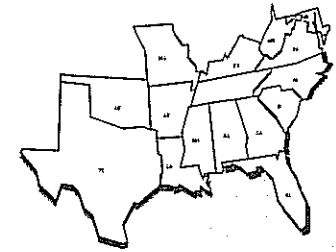
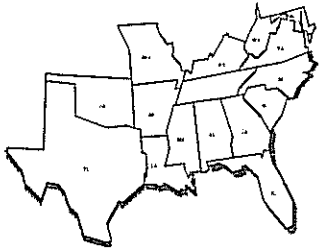
WHEN THE INMATE POPULATION OF THE STATE CORRECTIONAL SYSTEM IS PROJECTED, BASED UPON THE LAST CRIMINAL JUSTICE ESTIMATING CONFERENCE, TO EXCEED THE TOTAL CAPACITY, THE SECRETARY SHALL DEVELOP A PLAN TO ADDRESS THE PROJECTED BED-CAPACITY DEFICIENCY. THIS PLAN SHALL BE SUBMITTED TO THE GOVERNOR, THE PRESIDENT OF THE SENATE, AND THE SPEAKER OF THE HOUSE OF REPRESENTATIVES AT LEAST 30 DAYS PRIOR TO THE PROJECTED BED-CAPACITY DEFICIT OCCURRING. FLORIDA HAS ALSO EXPLORED ALTERNATIVES TO INCARCERATIONS, SUCH AS VARIOUS TYPES OF ELECTRONIC MONITORING, PROBATION, AND SUBSTANCE ABUSE TREATMENT.

### COURT ORDER REQUIREMENTS

THE FLORIDA DEPARTMENT OF CORRECTIONS IS NOT UNDER A FEDERAL OR STATE COURT ORDER DURING THE YEAR ENDING JUNE 30, 2002.

FLORIDA

## STATE CORRECTIONS PROFILE



### STATE INITIATIVES

#### ELDERLY OR INFIRMED INMATES

ACCORDING TO FLORIDA'S STATUTES, ELDERLY INMATES SHALL BE ELIGIBLE TO BE HOUSED AT RIVER JUNCTION CORRECTIONAL INSTITUTION. THE FLORIDA DEPARTMENT OF CORRECTIONS SHALL USE THE INFORMATION IN EXISTING DATABASES TO DETERMINE THE NUMBER OF OFFENDERS WHO WILL BE ELIGIBLE. THE LEGISLATURE DIRECTS THE DEPARTMENT TO CONSIDER A BROAD RANGE OF ELDERLY OFFENDERS FOR THE RIVER JUNCTION INSTITUTE WHO HAVE GOOD DISCIPLINARY RECORDS AND A MEDICAL GRADE THAT WILL PERMIT THEM TO PERFORM MEANINGFUL WORK ACTIVITIES, INCLUDING PARTICIPATION IN AN APPROPRIATE CORRECTIONAL WORK PROGRAM FACILITY, IF AVAILABLE.

#### PRISON BASED SUBSTANCE ABUSE TREATMENT PROGRAMS

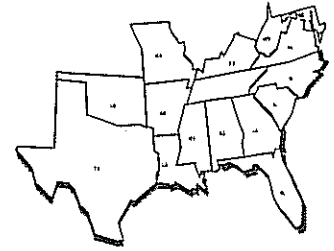
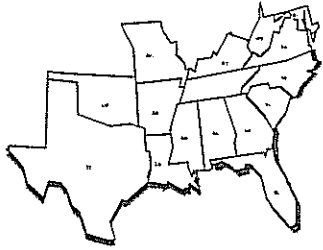
THE FLORIDA DEPARTMENT OF CORRECTIONS HAS DEVELOPED CORRECTIONAL SUBSTANCE ABUSE PROGRAMS AT INSTITUTIONAL AND COMMUNITY-BASED SITES THROUGHOUT THE STATE. ALL OF THESE PROGRAMS ARE LICENSED BY THE DEPARTMENT OF CHILDREN AND FAMILIES. THESE PROGRAMS SERVE OFFENDERS WITH SUBSTANCE INVOLVEMENT, ABUSE, DEPENDENCE, OR RELATED PROBLEMS. THE PROGRAMS' PRINCIPLE OBJECTIVES ARE TO IDENTIFY SUBSTANCE ABUSERS, ASSESS THE SEVERITY OF THEIR DRUG PROBLEMS, AND REFER THEM TO THE MOST APPROPRIATE TREATMENT MODALITY. OFFENDERS ASSESSED AS BEING IN NEED OF SERVICES ARE EITHER REFERRED TO APPROPRIATE PROGRAMMING OR PLACED ON A WAITING LIST PENDING AVAILABILITY OF SUCH PROGRAMMING. THE BUREAU OF SUBSTANCE ABUSE PROGRAM SERVICES IS RESPONSIBLE FOR THE COORDINATION AND DELIVERY OF SUBSTANCE ABUSE PROGRAM SERVICES FOR OFFENDERS UNDER COMMUNITY SUPERVISION AND IN PRISON.

OF THE APPROXIMATELY 68,000 OFFENDERS IN THE GENERAL PRISON POPULATION, AN ESTIMATED 63% NEED SUBSTANCE ABUSE SERVICES. INSTITUTIONAL SUBSTANCE PROGRAMS ARE PROVIDED TO THE INMATE POPULATION AT APPROXIMATELY 44 MAJOR INSTITUTIONS AND 24 WORK RELEASE CENTERS.

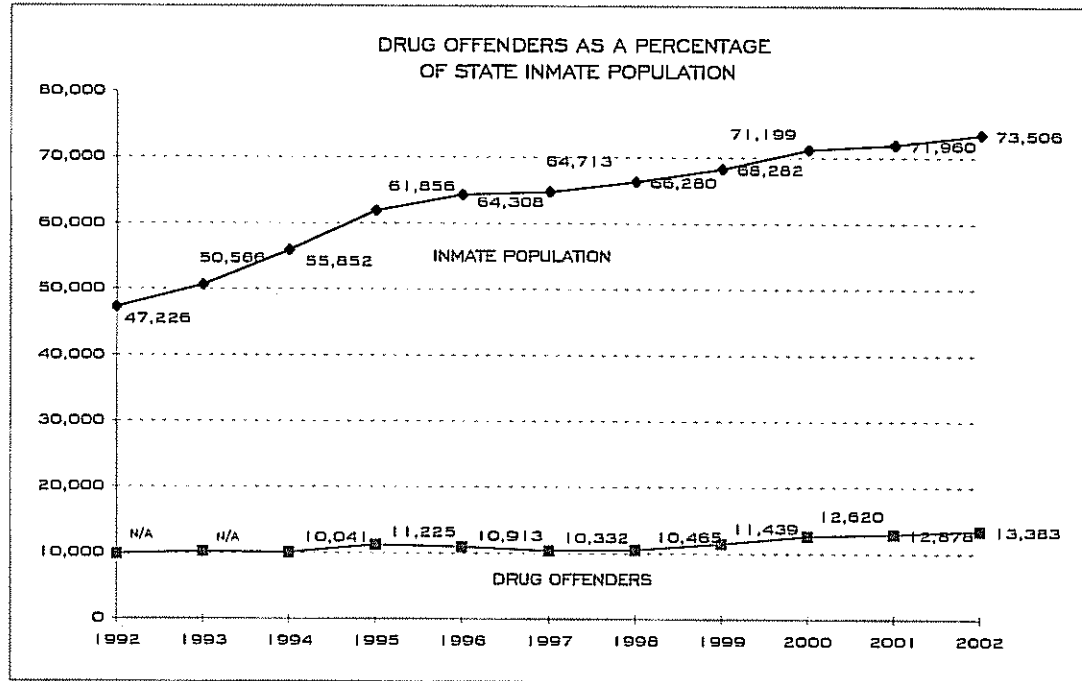
### FLORIDA



# STATE CORRECTIONS PROFILE

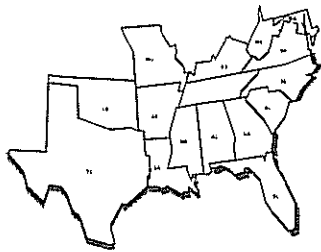


## STATE INITIATIVES (CONTINUED)



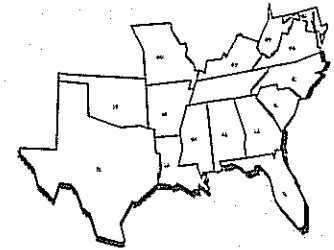
NOTE: THE NUMBER OF DRUG OFFENDERS RELATED TO THE TOTAL INMATE POPULATION FOR FLORIDA HAS DECREASED FROM 20.76% IN 1992 TO 18.21% IN 2002. FLORIDA ATTRIBUTES THIS DECLINE TO THE FOLLOWING: (1) THE EIGHTY-FIVE PERCENT RULE WHICH MEANS THAT 85% OF THE SENTENCE MUST BE SERVED; AND (2) OVERALL PRISON "ADMISSIONS" HAVE DECREASED SINCE 1990-91, WITH A SLIGHT INCREASE IN FY 1996-97.

## FLORIDA



## STATE CORRECTIONS PROFILE

### SELECTED CHARACTERISTICS OF ADULT INMATES (AS OF JULY 1, 2002)



#### PROFILE QUESTION

AVERAGE AGE AT COMMITMENT:

TOTAL NUMBER OF INMATES 50 YEARS OR OLDER:

AVERAGE SENTENCE FOR NEW COMMITMENTS:  
(EXCLUDING LIFE SENTENCES)

AVERAGE TIME SERVED BY THOSE RELEASED:  
(EXCLUDING LIFE SENTENCES)

THE THREE (3) MOST FREQUENTLY COMMITTED CRIMES FOR WHICH  
INMATES ARE CURRENTLY SERVING TIME:

#### RACE AND SEX DISTRIBUTION:

PERCENTAGE WHITE

PERCENTAGE BLACK

PERCENTAGE OTHER

PERCENTAGE MALE

PERCENTAGE FEMALE

NUMBER OF INMATES SERVING LIFE

NUMBER OF INMATES SERVING LIFE (WITHOUT PAROLE)

NEW COMMITMENTS TO LIFE SENTENCES:

#### STATE RESPONSE:

31.93 YEARS

4,486 INMATES

6.05 YEARS

2.65 YEARS

A. BURGLARY

B. ARMED ROBBERY

C. MURDER

35.00%

65.00%

0.00%

93.00%

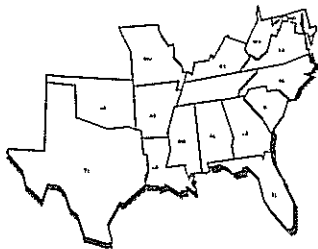
7.00%

6,071 INMATES

294 INMATES

271 INMATES

GEORGIA



## STATE CORRECTIONS PROFILE

### SELECTED CHARACTERISTICS OF ADULT INMATES (AS OF JULY 1, 2002)

#### PROFILE QUESTION

INMATES SERVING DEATH SENTENCES:

INMATES EXECUTED IN FY 2002:

INMATES SERVING TWENTY (20) YEARS OR MORE:

INMATES THAT HAVE ALREADY SERVED TWENTY (20)

YEARS OF THEIR CURRENT SENTENCE:

INMATES ADMITTED WHO WERE PAROLE VIOLATORS:

INMATES RELEASED FROM CUSTODY IN FY 02 FOR THE FOLLOWING:

EXPIRATION OF SENTENCE

PAROLE

GOODTIME

PROBATION

DEATH

OTHER

TOTAL

METHOD IN WHICH "GOODTIME" IS CALCULATED:

IS MEDICAL-EARLY OR COMPASSIONATE RELEASE ALLOWED:

(ONLY THE BOARD OF PARDONS AND PAROLES MAY GRANT MEDICAL REPRIEVES.)

NUMBER OF INMATES RELEASED IN FY 2002 BASED ON THE ABOVE:

INMATES BETWEEN THE AGES OF 17 AND 20:

#### STATE RESPONSE:

119 INMATES

6 INMATES

6,432 INMATES

498 INMATES

2,736 INMATES

5,202 INMATES

9,927 INMATES

N/A INMATES

1,388 INMATES

97 INMATES

N/A INMATES

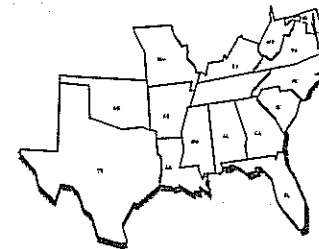
16,614 INMATES

N/A

Yes

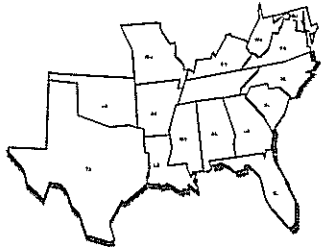
N/A

1,654 INMATES

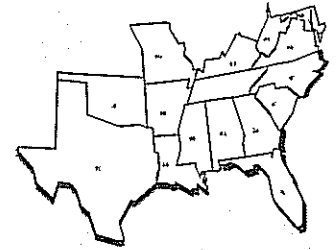


GEORGIA

## STATE CORRECTIONS PROFILE



### SELECTED CHARACTERISTICS OF ADULT INMATES (HIV/AIDS AS OF JULY 1, 2002)



#### PROFILE QUESTION

#### STATE RESPONSE:

NUMBER OF AIDS CASES:

N/A

NUMBER OF INMATES TESTED FOR HIV ANTIBODIES

N/A

TESTING OF INMATES BY CATEGORY:

ADMISSION

ALL INMATES

RANDOM

N/A

INCIDENT

N/A

HIGH RISK GROUP

N/A

SYSTEMS FREQUENCY OF TESTING:

UPON ADMISSION AND REQUEST

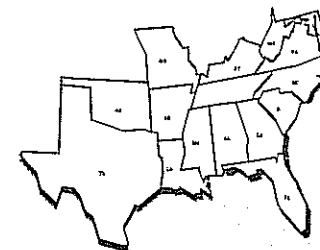
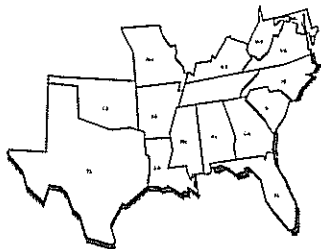
INMATES TESTING POSITIVE FOR HIV ANTIBODIES:

1,187 INMATES

THE GEORGIA DEPARTMENT OF CORRECTIONS DOES NOT ISOLATE HIV-INFECTED INMATES.  
HOWEVER, A SMALL PERCENTAGE WHO ARE CONSIDERED SEXUAL PREDATORS ARE PLACED  
IN SEPARATE HOUSING (~< 10%)

GEORGIA

## STATE CORRECTIONS PROFILE



### METHODS OF RELIEVING OVERCROWDING

BEGINNING IN 2000, THE STATE HAS FUNDED ADDITIONAL PROBATION DETENTION AND DIVERSION CENTER EXPANSION FOR LOW-LEVEL, NON-VIOLENT OFFENDERS TO RESERVE PRISON SPACE FOR VIOLENT AND REPEAT OFFENDERS.

THERE ARE CURRENTLY FIVE JUDICIAL CIRCUITS (OUT OF 48) USING DRUG COURTS.

THE GEORGIA PRISON SYSTEM TYPICALLY HAS A UTILIZATION RATE OF 98% - 99.5%. ABOVE 100% UTILIZATION IS THE DEFINITION OF "OVERCROWDED."

### COURT ORDER REQUIREMENTS

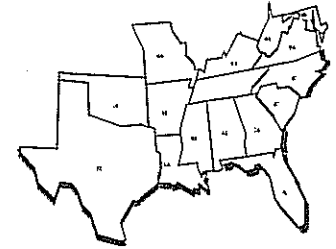
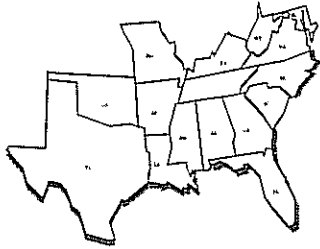
THE GEORGIA DEPARTMENT OF CORRECTIONS IS CURRENTLY UNDER A FEDERAL COURT ORDER FOR THE YEAR ENDING JUNE 30, 2002.

THE FEDERAL COURT ORDER REQUIRES A SET NUMBER OF INMATES AND A MINIMUM RATIO OF SECURITY OFFICERS TO INMATES AT ARRENDALE STATE PRISON.

GEORGIA

# STATE CORRECTIONS PROFILE

## STATE INITIATIVES



### ELDERLY OR INFIRMED INMATES

GEORGIA'S ELDERLY/INFIRMED INMATES ARE HOUSED AT MEN'S STATE PRISON AND SOME AT THE PRISON HOSPITAL IN AUGUSTA. COSTS OF PROVIDING MEDICAL CARE FOR THIS POPULATION IS NOT SEPARATED OUT FROM ALL OTHER COSTS. THERE IS NO LEGISLATION ENACTED ADDRESSING THIS ISSUE. THE GEORGIA DEPARTMENT OF CORRECTIONS HAS CONDUCTED A STUDY OF CHRONICALLY ILL INMATES TO DETERMINE THE NUMBER OF INMATES AND THEIR MEDICAL AND ASSISTED LIVING NEEDS.

### PRISON BASED SUBSTANCE ABUSE TREATMENT PROGRAMS

THE GEORGIA DEPARTMENT OF CORRECTIONS PROVIDES A 9 MONTH RESIDENTIAL SUBSTANCE ABUSE TREATMENT (RSAT) PROGRAM FOR OFFENDERS AT 5 INSTITUTIONS:

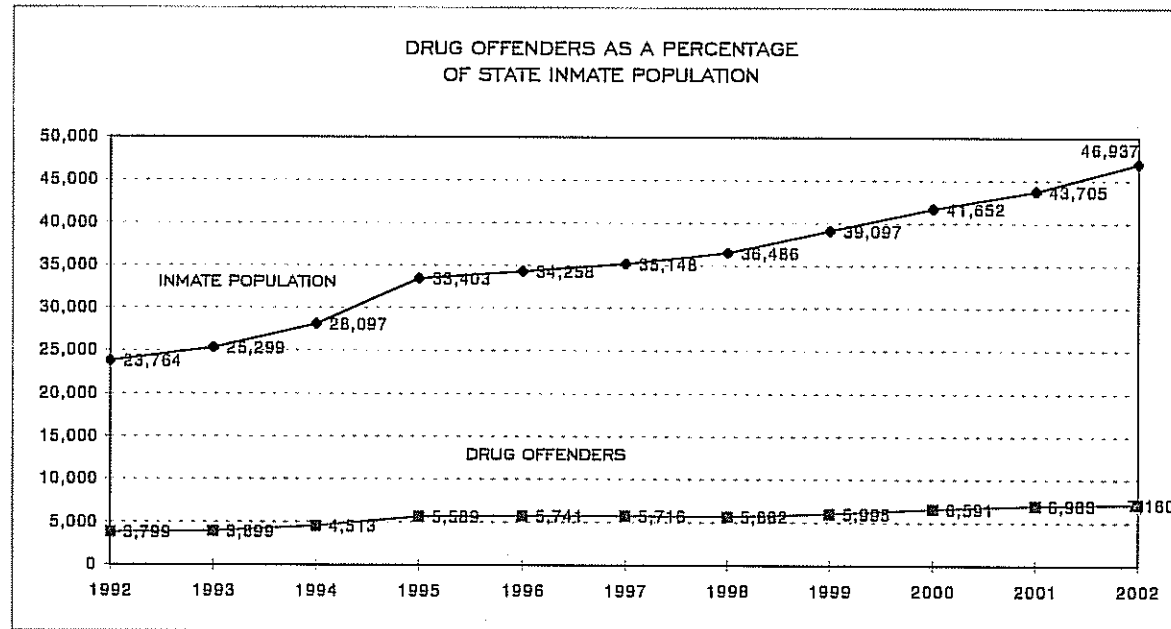
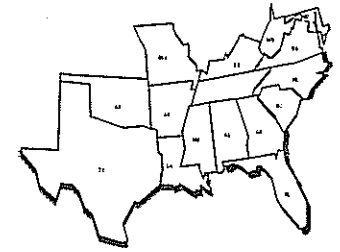
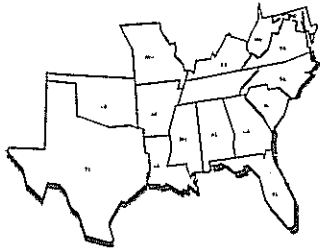
- BAINBRIDGE PROBATION SUBSTANCE ABUSE TRMT. CTR. - 192 BEDS FOR MALE PROBATIONERS
- HOMERVILLE STATE PRISON - 200 BEDS FOR MALE PAROLE REVOCTORS
- JOHNSON STATE PRISON - 192 BEDS FOR MALE INMATES (GRANT FUNDED)
- PULASKI STATE PRISON - 96 BEDS FOR FEMALE INMATES (GRANT FUNDED)
- SCOTT STATE PRISON - 240 BEDS FOR MALE INMATES (GRANT FUNDED)

A GRANT FROM THE NATIONAL INSTITUTE OF JUSTICE - CORRECTIONS PROGRAMS OFFICE, FUNDS 75% OF THE \$2,570,000 ANNUAL PROGRAM COST AT JOHNSON, PULASKI, AND SCOTT STATE PRISONS. THE 25% BALANCE (\$643,000) IS PAID BY STATE FUNDS. THE ANNUAL COST FOR HOMERVILLE AND BAINBRIDGE IS \$1,340,000 AND IS FUNDED BY THE STATE. THE DEPARTMENT CONTRACTS WITH SPECTRUM HEALTH SYSTEMS TO PROVIDE THE RSAT PROGRAM AT ALL SITES.

RSAT TARGETS OFFENDERS WITH A HISTORY OF SUBSTANCE ABUSE AS A CAUSATIVE FACTOR LEADING TO CORRECTIONAL SUPERVISION. RSAT OPERATES WITHIN A TREATMENT COMMUNITY WHERE OFFENDERS ARE SEPARATED FROM GENERAL POPULATION INMATES. THE DAILY PROGRAMMING INCLUDES PROCESS GROUPS, SKILLS TRAINING, PSYCHOEDUCATION GROUPS, AND RELAPSE PREVENTIONS. SUCCESSFUL COMPLETION OF THAT COMPONENT RESULTS IN A CERTIFICATE OF COMPLETION TO AID THE OFFENDER IN OBTAINING EMPLOYMENT UPON RELEASE. THE GOAL OF RSAT IS TO RETURN A SELF-SUPPORTING, LAW-ABIDING CITIZEN TO SOCIETY, THEREBY REDUCING RECIDIVISM.

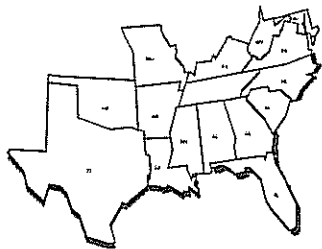
## GEORGIA

# STATE CORRECTIONS PROFILE



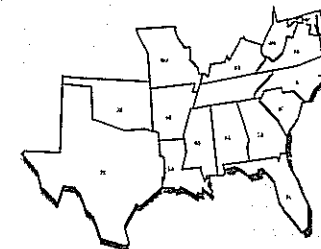
NOTE: THE NUMBER OF DRUG OFFENDERS RELATED TO THE TOTAL INMATE POPULATION FOR GEORGIA HAS  
HAS REMAINED AT APPROXIMATELY 15% TO 16% OVER THE LAST TEN YEARS.

GEORGIA



## STATE CORRECTIONS PROFILE

### SELECTED CHARACTERISTICS OF ADULT INMATES (AS OF JULY 1, 2002)



#### PROFILE QUESTION

AVERAGE AGE AT COMMITMENT:

TOTAL NUMBER OF INMATES 50 YEARS OR OLDER:

AVERAGE SENTENCE FOR NEW COMMITMENTS:

(EXCLUDING LIFE SENTENCES)

AVERAGE TIME SERVED BY THOSE RELEASED:

(EXCLUDING LIFE SENTENCES)

THE THREE (3) MOST FREQUENTLY COMMITTED CRIMES FOR WHICH  
INMATES ARE CURRENTLY SERVING TIME:

RACE AND SEX DISTRIBUTION:

PERCENTAGE WHITE

PERCENTAGE BLACK

PERCENTAGE OTHER

PERCENTAGE MALE

PERCENTAGE FEMALE

NUMBER OF INMATES SERVING LIFE

NUMBER OF INMATES SERVING LIFE (WITHOUT PAROLE)

NEW COMMITMENTS TO LIFE SENTENCES:

#### STATE RESPONSE:

32 YEARS

388 INMATES

6 YEARS

2 YEARS

A. ROBBERY I

B. POSS. OF CONTROLLED SUB.

C. TRAFFICKING I

67.00%

32.00%

1.00%

92.00%

8.00%

527 INMATES

209 INMATES

17 INMATES

KENTUCKY



# STATE CORRECTIONS PROFILE

SELECTED CHARACTERISTICS OF ADULT INMATES  
(AS OF JULY 1, 2002)

## PROFILE QUESTION

INMATES SERVING DEATH SENTENCES:

INMATES EXECUTED IN FY 2002:

INMATES SERVING TWENTY (20) YEARS OR MORE:  
INMATES THAT HAVE ALREADY SERVED TWENTY (20)  
YEARS OF THEIR CURRENT SENTENCE:

INMATES ADMITTED WHO WERE PAROLE VIOLATORS:

INMATES RELEASED FROM CUSTODY IN FY 02 FOR THE FOLLOWING:

EXPIRATION OF SENTENCE

PAROLE

GOODTIME

PROBATION

DEATH

OTHER

TOTAL

METHOD IN WHICH "GOODTIME" IS CALCULATED:

IS MEDICAL-EARLY OR COMPASSIONATE RELEASE ALLOWED:

NUMBER OF INMATES RELEASED IN FY 2002 BASED ON THE ABOVE:

INMATES BETWEEN THE AGES OF 17 AND 20:

## STATE RESPONSE:

37 INMATES

0

3,253 INMATES

29 INMATES

1,777 INMATES

3,717 INMATES

3,353 INMATES

0

1,309 INMATES

44 INMATES

320 INMATES

8,743 INMATES

NO RESPONSE

YES

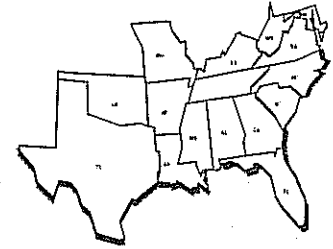
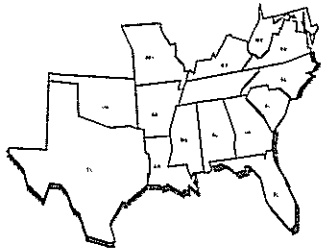
0

657 INMATES

KENTUCKY

## STATE CORRECTIONS PROFILE

### SELECTED CHARACTERISTICS OF ADULT INMATES (HIV/AIDS AS OF JULY 1, 2002)



#### PROFILE QUESTION

NUMBER OF AIDS CASES:

#### STATE RESPONSE:

10

NUMBER OF INMATES TESTED FOR HIV ANTIBODIES

N/A

#### TESTING OF INMATES BY CATEGORY:

ADMISSION

N/A

RANDOM

N/A

INCIDENT

N/A

HIGH RISK GROUP

N/A

SYSTEMS FREQUENCY OF TESTING:

UPON INTAKE OR REQUEST.

INMATES TESTING POSITIVE FOR HIV ANTIBODIES:

52

KENTUCKY ONLY SEGREGATES TERMINALLY ILL INMATES.

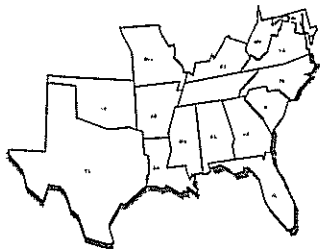
### METHODS OF RELIEVING OVERCROWDING

IN AN EFFORT TO ALLEVIATE OVERCROWDING, KENTUCKY HAS CONTINUED TO CONSTRUCT NEW FACILITIES, CONTRACT FOR PRIVATE PRISON BEDS, DOUBLE BUNK INMATES WHERE POSSIBLE, AND HOUSE INMATES IN COUNTY JAILS.

THE DEPARTMENT CONSIDERS INSTITUTIONAL POPULATION ABOVE OPERATIONAL CAPACITY (12,162) AS A QUANTITATIVE NUMBER FOR OVERCROWDING.

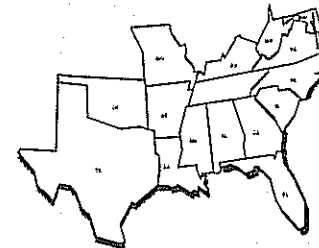
KENTUCKY

## STATE CORRECTIONS PROFILE



### COURT ORDER REQUIREMENTS

AS OF JUNE 30, 2002, THE KENTUCKY DEPARTMENT OF CORRECTIONS IS NOT UNDER A FEDERAL OR STATE COURT ORDER.



### STATE INITIATIVES

#### ELDERLY OR INFIRMED INMATES

IN 1995 THE KENTUCKY DEPARTMENT OF CORRECTIONS OPENED A LICENSED NURSING CARE FACILITY INSIDE ONE OF THEIR SECURE INSTITUTIONS. THE 58 BED UNIT IS FULLY STAFFED AND MEETS ALL THE NECESSARY LICENSURE REQUIREMENTS. THE DOC HAS RECENTLY CONVERTED A 30 BED UNIT TO A SHORT-TERM CARE FACILITY TO MEET THE NEEDS OF THE ELDERLY POPULATION. IN 1994 THE KENTUCKY STATE REFORMATORY'S MEDICAL STAFF CONSISTED OF 15 NURSES AND 1 DOCTOR. TODAY THE STAFF CONSISTS OF 89 NURSES, 4 DOCTORS, AND A NURSE PRACTITIONER.

A LARGE NUMBER OF ELDERLY INMATES ARE HOUSED AT THE KENTUCKY STATE REFORMATORY; HOWEVER, MANY ARE ALSO HOUSED IN ALMOST ALL STATE INSTITUTIONS. KENTUCKY ENACTED LEGISLATION THAT PERMITS PHYSICIANS TO RECOMMEND TO THE PAROLE BOARD THOSE INMATES WHO HAVE LESS THAN 1 YEAR LIFE EXPECTANCY OR WHO ARE TOTALLY DEPENDANT ON OTHERS FOR THEIR EVERY DAY NEEDS. SOME TERMINAL PATIENTS ARE PAROLED.

#### PRISON BASED SUBSTANCE ABUSE TREATMENT PROGRAMS

THE OFFICE OF ALCOHOL & OTHER DRUG ABUSE (AODA) PROGRAMS WITHIN THE DIVISION OF MENTAL HEALTH OVERSEES THE OPERATIONS OF FOUR, 6-MONTH RESIDENTIAL SUBSTANCE ABUSE TREATMENT PROGRAMS FOR THE KENTUCKY DEPARTMENT OF CORRECTIONS. THREE PROGRAMS ARE LOCATED IN MEDIUM-SECURITY FACILITIES (KENT STATE REFORMATORY, LUTHER LOCKETT CORRECTIONAL COMPLEX, AND GREEN RIVER CORRECTIONAL COMPLEX) AND ONE PROGRAM IS HOUSED IN A MINIMUM-SECURITY PRISON (KENTUCKY CORRECTIONAL INSTITUTE FOR WOMEN). A TOTAL OF 390 TREATMENT BEDS ARE AVAILABLE.

## KENTUCKY

## STATE CORRECTIONS PROFILE

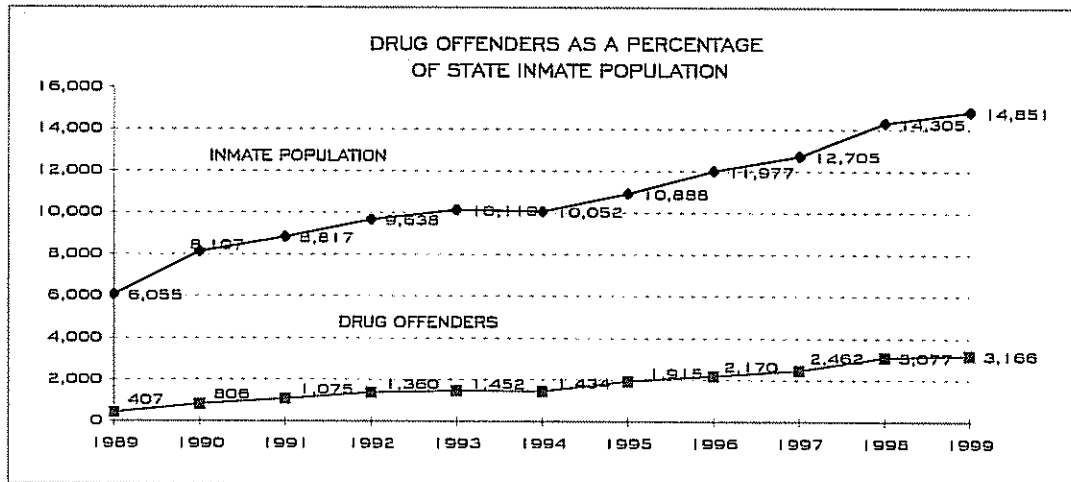
### PRISON BASED SUBSTANCE ABUSE TREATMENT PROGRAMS (CONTINUED)

IN 1997, 2 JAIL-BASED TREATMENT PROGRAMS WERE OPENED IN THE CHRISTIAN AND HARDIN COUNTY DETENTION CENTERS. THESE PROGRAMS ARE SPECIFICALLY FOR CLASS D OFFENDERS WHO, BY STATUTE, MUST SERVE THEIR SENTENCES IN LOCAL OR REGIONAL JAILS. THESE SIX-MONTH PROGRAMS EMPHASIZE RELAPSE PREVENTION AND CORRECTION OF CRIMINAL THINKING ERRORS. A TOTAL OF 53 TREATMENT SLOTS ARE AVAILABLE BETWEEN THE 2 LOCATIONS.

KENTUCKY ALSO CONTRACTS A PRIVATE MINIMUM SECURITY PRISON, MARION COUNTY ADJUSTMENT CENTER, WHICH PROVIDES TREATMENT SERVICES WITH 125 SLOTS.

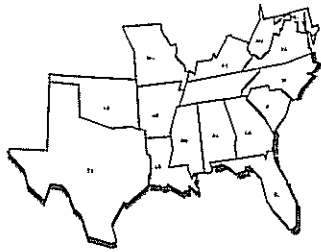
IN ADDITION TO THESE PRISON-BASED TREATMENT PROGRAMS, EACH INSTITUTION ALSO PROVIDES PRE-TREATMENT DRUG AND ALCOHOL EDUCATION CLASSES. THIS PROGRAM IS FOR INMATES WITH LESS SEVERE PROBLEMS. THE BOOT CAMP AT ROEDERER CC ALSO PROVIDES SUBSTANCE ABUSE TREATMENT PROGRAMMING TO COMPLEMENT ITS HIGHLY STRUCTURED REGIMEN.

A STATEWIDE COMMUNITY-BASED AFTERCARE PROGRAM WAS IMPLEMENTED IN 1995 TO PROVIDE CONTINUING SUBSTANCE ABUSE TREATMENT AND AFTERCARE SERVICES FOR PROBATIONERS AND PAROLEES WHO HAVE COMPLETED TREATMENT. THEY HAVE 413 SLOTS FOR THE COMMUNITY AFTERCARE PROGRAM AND 57 SLOTS FOR THE HALFWAY HOUSE AFTERCARE PROGRAM.



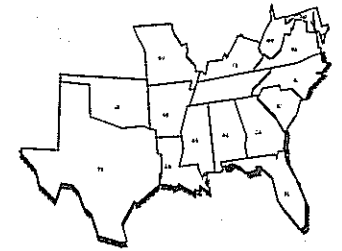
NOTE: THE NUMBER OF DRUG OFFENDERS RELATED TO THE TOTAL INMATE POPULATION FOR KENTUCKY HAS INCREASED FROM 6.72% IN 1989 TO 21.32% IN 1999.

KENTUCKY



## STATE CORRECTIONS PROFILE

### SELECTED CHARACTERISTICS OF ADULT INMATES (AS OF JULY 1, 2002)



#### PROFILE QUESTION

AVERAGE AGE AT COMMITMENT:

TOTAL NUMBER OF INMATES 50 YEARS OR OLDER:

AVERAGE SENTENCE FOR NEW COMMITMENTS:  
(EXCLUDING LIFE SENTENCES)

AVERAGE TIME SERVED BY THOSE RELEASED:  
(EXCLUDING LIFE SENTENCES)

THE THREE (3) MOST FREQUENTLY COMMITTED CRIMES FOR WHICH  
INMATES ARE CURRENTLY SERVING TIME:

#### RACE AND SEX DISTRIBUTION:

PERCENTAGE WHITE

PERCENTAGE BLACK

PERCENTAGE OTHER

PERCENTAGE MALE

PERCENTAGE FEMALE

NUMBER OF INMATES SERVING LIFE

(IN A RULING MADE BY THE SUPREME COURT, INMATES SERVING LIFE ARE NO LONGER  
ELIGIBLE FOR PAROLE IN LOUISIANA.)

NUMBER OF INMATES SERVING LIFE (WITHOUT PAROLE)

NEW COMMITMENTS TO LIFE SENTENCES:

#### STATE RESPONSE:

29.1 YEARS

1,395 INMATES

5.81 YEARS

3.5 YEARS

A. DRUG OFFENSES

B. ROBBERY

C. HOMICIDE

24.80%

75.00%

0.20%

93.00%

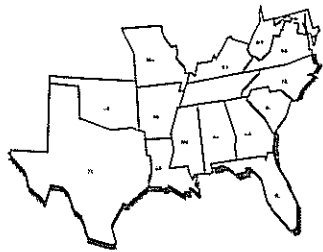
7.00%

0 INMATES

3,780 INMATES

143 INMATES

LOUISIANA



## STATE CORRECTIONS PROFILE

### SELECTED CHARACTERISTICS OF ADULT INMATES (AS OF JULY 1, 2002)

#### PROFILE QUESTION

INMATES SERVING DEATH SENTENCES:

INMATES EXECUTED IN FY 2002:

INMATES SERVING TWENTY (20) YEARS OR MORE:

INMATES THAT HAVE ALREADY SERVED TWENTY (20)  
YEARS OF THEIR CURRENT SENTENCE:

INMATES ADMITTED WHO WERE PAROLE VIOLATORS:

INMATES RELEASED FROM CUSTODY IN FY 2002 FOR THE FOLLOWING:

EXPIRATION OF SENTENCE

PAROLE

GOODTIME

PROBATION

DEATH

OTHER

TOTAL

#### STATE RESPONSE:

91 INMATES

1 INMATE

4,651 INMATES

331 INMATES

9,180 INMATES (1,096 NEW FELONY CONVICTIONS;  
4,450 TECHNICAL VIOLATIONS; 3,634 WAIVERS)

957 INMATES

1,372 INMATES

12,048 INMATES

699 INMATES

83 INMATES

101 INMATES

15,260 INMATES

METHOD IN WHICH "GOODTIME" IS CALCULATED:

RELEASE OF ANY INMATE CONVICTED OF A CRIME COMMITTED PRIOR TO JULY 1982 AND GENERALLY CALCULATED AS  
SERVING TWO-THIRDS OF THEIR SENTENCE.

IS MEDICAL-EARLY OR COMPASSIONATE RELEASE ALLOWED:

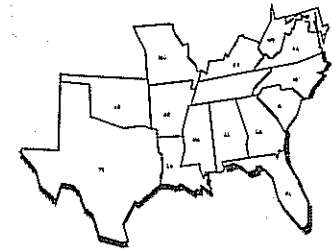
Yes

NUMBER OF INMATES RELEASED IN FY 2002 BASED ON THE ABOVE:

5 INMATES

INMATES BETWEEN THE AGES OF 17 AND 20:

1,716 INMATES



LOUISIANA

## STATE CORRECTIONS PROFILE

### SELECTED CHARACTERISTICS OF ADULT INMATES (HIV/AIDS AS OF JULY 1, 2002)

#### PROFILE QUESTION

NUMBER OF AIDS CASES:

NUMBER OF INMATES TESTED FOR HIV ANTIBODIES

SYSTEMS FREQUENCY OF TESTING:

INMATES TESTING POSITIVE FOR HIV ANTIBODIES:

THE LOUISIANA DEPARTMENT OF CORRECTIONS DOES NOT SEGREGATE OR ISOLATE  
HIV-INFECTED INMATES.

#### STATE RESPONSE:

137 INMATES

N/A

TEST ON AN "AS NEEDED" BASIS.

501 INMATES

### METHODS OF RELIEVING OVERCROWDING

THE LOUISIANA DEPARTMENT OF CORRECTIONS HAS ADDRESSED SYSTEM GROWTH BY UTILIZING CURRENT AND ANTICIPATED FEDERAL FUNDING FOR CONSTRUCTION OF NEW BEDS AND RENOVATION OF CERTAIN EXISTING HOUSING UNITS (WITH 10% MATCHING STATE FUNDS) AS AUTHORIZED UNDER THE VIOLENT CRIME CONTROL AND LAW ENFORCEMENT ACT OF 1994. THESE FUNDS ARE DEDICATED TO PROVIDE FOR INCREASING CAPACITIES OF FACILITIES. UNDER THESE FUNDS, AS WELL AS THROUGH OTHER AUTHORIZED APPROPRIATIONS, THE LADOC EXPECTS TO INCREASE POPULATION (OVER A FOUR-YEAR PERIOD) BY 2,060 STATE BEDS, AN AVERAGE OF 515 BEDS PER YEAR.

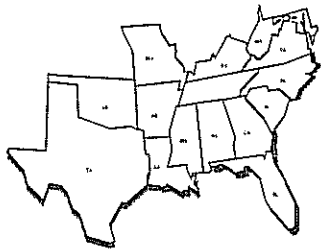
THREE LEGISLATIVE ACTS WERE PASSED DURING THE LOUISIANA 2001 REGULAR SESSION THAT ADDRESS ALTERNATIVES TO INCARCERATION:

ACT 403 (SB 239) - PROVIDES FOR REDUCTIONS IN THE MANDATORY MINIMUM AND MAXIMUM LENGTHS OF SENTENCES FOR CERTAIN NON-VIOLENT AND DRUG CRIMES.

ACT 1139 (SB 1011) - ESTABLISHES A PILOT PROGRAM OF HOME INCARCERATION AND ELECTRONIC MONITORING FOR CERTAIN NON-VIOLENT FIRST OFFENDERS.

ACT 1163 (HB 665) - PROVIDES FOR HOME INCARCERATION AND SUBSTANCE ABUSE TREATMENT FOR CERTAIN DWI OFFENDERS.

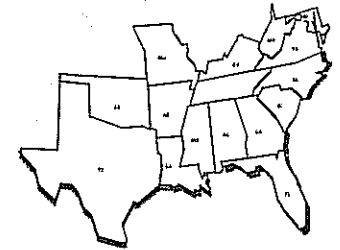
### LOUISIANA



## STATE CORRECTIONS PROFILE

### COURT ORDER REQUIREMENTS

THE LOUISIANA DEPARTMENT OF CORRECTIONS IS NOT UNDER A FEDERAL OR STATE COURT ORDER AS OF JUNE 30, 2002.



### STATE INITIATIVES

#### ELDERLY OR INFIRM INMATES

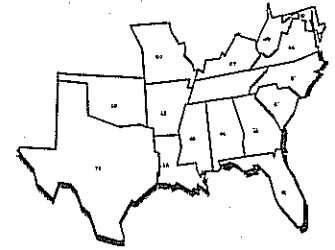
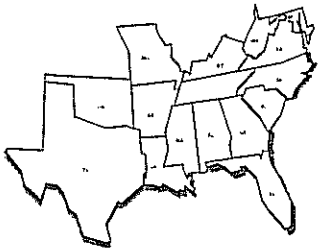
THE NUMBER OF SPECIAL NEEDS INMATES RESIDING IN THE POPULATION AND ENTERING PRISON HAS INCREASED OVER THE YEARS. MORE INMATES NOW ARRIVE WITH IMMUNOLOGICAL DEFICIENCIES AND OTHER CONTAGIOUS CONDITIONS, RENAL DISEASE AND OTHER SERIOUS HEALTH CONDITIONS. THE COMBINATION OF LONGER SENTENCES AND MORE LIMITED ELIGIBILITY FOR C190 OF SENTENCE WILL CAUSE THE NUMBER OF SPECIAL NEEDS INMATES IN THE POPULATION TO CONTINUE TO RISE.

THE DR. MARTIN L. FORCHT, JR. CLINICAL TREATMENT UNIT, A DIVISION OF DAVID WADE CORRECTIONAL CENTER, IS LOCATED IN RURAL, SOUTHERN CADDO PARISH. THE FACILITY'S LOCATION ALLOWS EASY ACCESS TO THE LSU HEALTH SCIENCES CENTER AND OTHER SPECIALTY SERVICES WHICH ARE LOCATED IN THE AREA. THE FACILITY ALSO FUNCTIONS AS A RECEPTION AND DIAGNOSTIC CENTER FOR NORTH LOUISIANA PARISHES. THE FACILITY OPENED IN OCTOBER 1996 AND CONTINUES TO BE UNDER RENOVATION AT THIS TIME. INMATE LABOR HAS BEEN UTILIZED IN THE RENOVATIONS EXCEPT WHERE LICENSED CONTRACTORS ARE REQUIRED. A FEDERAL VOI/TIS GRANT WAS OBTAINED WHICH FUNDED NINETY PERCENT OF THE RENOVATIONS WITH THE STATE MATCHING THE OTHER TEN PERCENT. THE UNIT CURRENTLY HOUSES A CAPACITY OF 592 INMATES. A NEW MEDICAL BUILDING HAS BEEN REQUESTED THROUGH CAPITAL OUTLAY FUNDS. RENOVATIONS TO A NEW CELLBLOCK UNIT WERE COMPLETED IN 2000 AND A KITCHEN WAS RENOVATED IN EARLY 2001. IN ADDITION, LOUISIANA STATE PENITENTIARY AT ANGOLA, LOUISIANA, MAINTAINS A 120 BED SKILLED NURSING UNIT FOR THE ELDERLY AND INFIRM INMATES, WHICH INCLUDES A HOSPICE PROGRAM.

### LOUISIANA



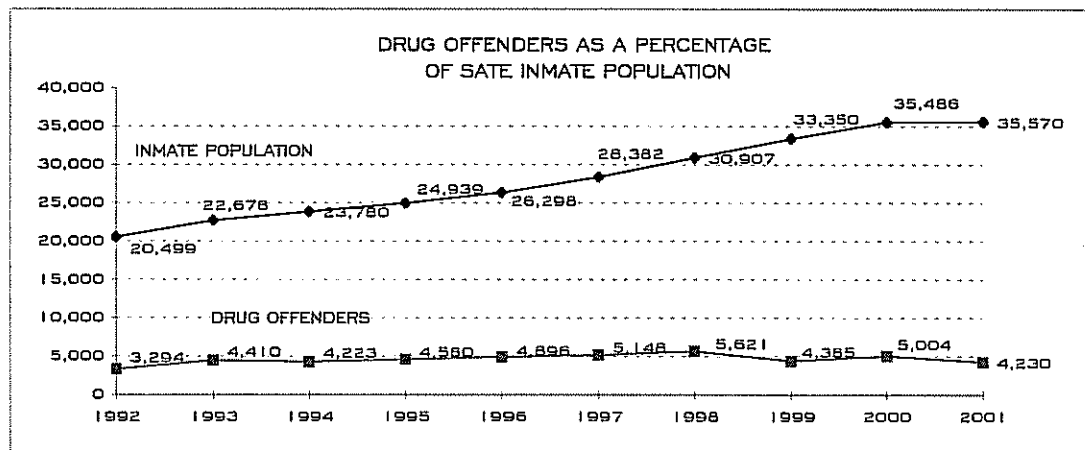
## STATE CORRECTIONS PROFILE



### PRISON BASED SUBSTANCE ABUSE TREATMENT PROGRAMS

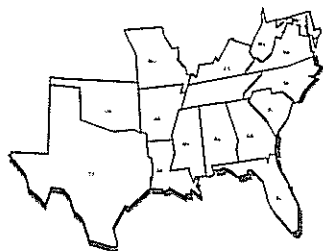
THE LOUISIANA DEPARTMENT OF CORRECTIONS HAS INDICATED THAT APPROXIMATELY 75% OF ALL ADULT INMATES COMMITTED TO STATE CUSTODY HAVE SOME LEVEL OF SUBSTANCE ABUSE HISTORY. EVERY INSTITUTION HAS SUBSTANCE ABUSE TREATMENT AND EDUCATION PROGRAMS. SOME OF THE PROGRAMS ARE: CHEMICAL DEPENDENCY TREATMENT, ALCOHOLICS ANONYMOUS, NARCOTICS ANONYMOUS. EACH INSTITUTION ALSO PROVIDES PRE-RELEASE COUNSELING SERVICES. PRESENTLY, THE DEPARTMENT IS TRACKING THE INMATES WHO PARTICIPATED IN THE BLUE WALTERS SUBSTANCE ABUSE TREATMENT PROGRAM THAT WAS CLOSED OCTOBER 3, 2000 DUE TO STATE FUNDING PROBLEMS. INMATES WHO ARE ELIGIBLE FOR THE PROGRAM WILL NOW BE SENT TO ORLEANS PARISH CRIMINAL SHERIFF'S SUBSTANCE ABUSE TREATMENT PROGRAM. THE IMPACT (INTENSIVE MOTIVATIONAL PROGRAM OF ALTERNATIVE CORRECTIONAL TREATMENT) PROGRAMS AT ELAYN HUNT CORRECTIONAL CENTER AND DAVID WADE CORRECTIONAL CENTER ARE RIGOROUS MULTIFACETED PROGRAMS THAT INCLUDE SUBSTANCE ABUSE COUNSELING.

IN ADDITION TO ADDRESSING THE SUBSTANCE ABUSE PROBLEMS OF THE INMATE, THE PROGRAM IS INTENDED TO DEVELOP THE INMATES' COGNITIVE, BEHAVIORAL, SOCIAL, VOCATIONAL, AND OTHER SKILLS TO SOLVE THE SUBSTANCE ABUSE AND RELATED PROBLEMS. CONTINUED DRUG AND ALCOHOL SCREENING AFTER RELEASE IS REQUIRED.



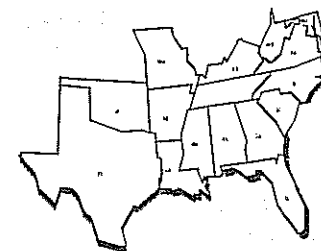
NOTE: THE NUMBER OF DRUG OFFENDERS RELATED TO THE TOTAL INMATE POPULATION FOR LOUISIANA HAS DECREASED FROM 16.07% IN 1992 TO 11.89% IN 2001. (PREVIOUS YEARS INFORMATION IS NOT AVAILABLE.)

## LOUISIANA



## STATE CORRECTIONS PROFILE

### SELECTED CHARACTERISTICS OF ADULT INMATES (AS OF JULY 1, 2002)



#### PROFILE QUESTION

AVERAGE AGE AT COMMITMENT:

TOTAL NUMBER OF INMATES 50 YEARS OR OLDER:

AVERAGE SENTENCE FOR NEW COMMITMENTS:  
(EXCLUDING LIFE SENTENCES)

AVERAGE TIME SERVED BY THOSE RELEASED:  
(EXCLUDING LIFE SENTENCES)

THE THREE (3) MOST FREQUENTLY COMMITTED CRIMES FOR WHICH  
INMATES ARE CURRENTLY SERVING TIME:

#### RACE AND SEX DISTRIBUTION:

PERCENTAGE WHITE

PERCENTAGE BLACK

PERCENTAGE OTHER

PERCENTAGE MALE

PERCENTAGE FEMALE

NUMBER OF INMATES SERVING LIFE

NUMBER OF INMATES SERVING LIFE (WITHOUT PAROLE)

NEW COMMITMENTS TO LIFE SENTENCES:

#### STATE RESPONSE:

29.6 YEARS

1,736 INMATES

3.8 YEARS

1.5 YEARS

- A. DRUGS
- B. MURDER
- C. ROBBERY

22.00%

77.00%

1.00%

95.00%

5.00%

1,883

264

56 INMATES

MARYLAND

# STATE CORRECTIONS PROFILE

## SELECTED CHARACTERISTICS OF ADULT INMATES (AS OF JULY 1, 2002)

### PROFILE QUESTION

INMATES SERVING DEATH SENTENCES:

INMATES EXECUTED IN FY 2002:

INMATES SERVING TWENTY (20) YEARS OR MORE:

INMATES THAT HAVE ALREADY SERVED TWENTY (20)

YEARS OF THEIR CURRENT SENTENCE:

INMATES ADMITTED WHO WERE PAROLE VIOLATORS:

INMATES RELEASED FROM CUSTODY IN FY 2002 FOR THE FOLLOWING:

EXPIRATION OF SENTENCE

PAROLE

GOODTIME

PROBATION

DEATH

OTHER

TOTAL

### STATE RESPONSE:

16 INMATES

NONE

7,263 INMATES

1,954 INMATES

N/A

5,259 INMATES

2,001 INMATES

6,287 INMATES

N/A INMATES

59 INMATES

411 INMATES

14,017 INMATES

METHOD IN WHICH "GOODTIME" IS CALCULATED:

NO RESPONSE

IS MEDICAL-EARLY OR COMPASSIONATE RELEASE ALLOWED:

YES

SINCE 1991, MARYLAND HAS ALLOWED INMATES WITH SERIOUS MEDICAL PROBLEMS TO BE RELEASED THROUGH THE MEDICAL PAROLE PROGRAM. INMATES WHO ARE GRANTED MEDICAL PAROLE HAVE SERIOUS MEDICAL PROBLEMS AND NO LONGER PRESENT ANY RISK TO PUBLIC SAFETY.

NUMBER OF INMATES RELEASED IN FY 2002 BASED ON THE ABOVE:

6 INMATES

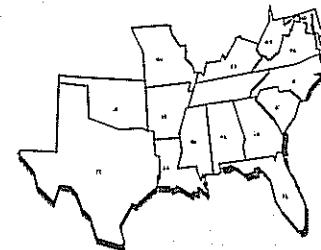
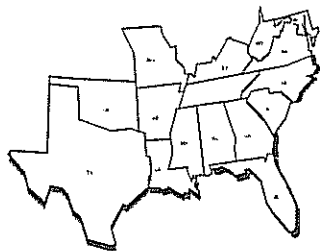
INMATES BETWEEN THE AGES OF 17 AND 20:

1,063 INMATES

MARYLAND

## STATE CORRECTIONS PROFILE

### SELECTED CHARACTERISTICS OF ADULT INMATES (HIV/AIDS AS OF JULY 1, 2002)



#### PROFILE QUESTION

NUMBER OF AIDS CASES:

NUMBER OF INMATES TESTED FOR HIV ANTIBODIES

#### TESTING OF INMATES BY CATEGORY:

ADMISSION

RANDOM

INCIDENT

HIGH RISK GROUP

SYSTEMS FREQUENCY OF TESTING:

INMATES TESTING POSITIVE FOR HIV ANTIBODIES:

THE MARYLAND DIVISION OF CORRECTIONS DOES NOT SEGREGATE OR ISOLATE HIV-INFECTED INMATES.

#### STATE RESPONSE:

441 INMATES

7,711 INMATES

7,691 INMATES

N/A

20 INMATES

N/A

1/2 OF ADMISSIONS AND 8% OF STANDING POP.  
OR ABOUT 41% OVERALL

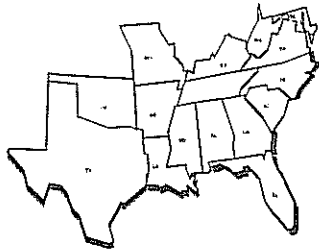
441 INMATES

### METHODS OF RELIEVING OVERCROWDING

THE MARYLAND DIVISION OF CORRECTIONS HAS PLANS FOR A 512 CELL MAXIMUM FACILITY INSTITUTION ADJACENT TO THE WESTERN CORRECTIONAL INSTITUTION. ADDITIONAL FACILITIES TO RELIEVE OVERCROWDING INCLUDE: THE HERMAN L. TOULSON CORRECTIONAL BOOT-CAMP, THE 550 CAPACITY HOME DETENTION UNIT, AND REMEDIAL DRUG PROGRAMS INCLUDING RSAT AND ROTC.

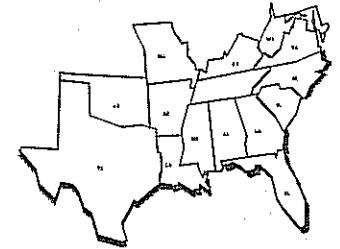
MARYLAND

# STATE CORRECTIONS PROFILE



## COURT ORDER REQUIREMENTS

THE MARYLAND DIVISION OF CORRECTIONS IS NOT CURRENTLY UNDER A FEDERAL OR STATE COURT ORDER DURING THE YEAR ENDING JUNE 30, 2002.



## STATE INITIATIVES

### ELDERLY OR INFIRMED INMATES

OLDER INMATES ARE HOUSED IN FIVE FACILITIES, USUALLY ONES THAT HAVE IN-PATIENT INFIRMARIES NEARBY. THEY ARE, HOWEVER, MAINSTREAMED. THE FACILITIES WHERE THEY ARE "COLLECTED" HAVE GENERALLY HOUSED THEM TOGETHER. THERE IS NO SPECIAL PROGRAMMING AS YET, EXCEPT FOR A SUPPORT GROUP AT ONE FACILITY AND A HOSPICE PROGRAM FOR THE TERMINALLY ILL. THUS THERE ARE NO SPECIAL HOUSING COSTS, THOUGH MEDICAL COSTS ARE ABOUT TWICE THE AVERAGE. THERE HAS BEEN NO SPECIAL LEGISLATION ADDRESSING THIS ISSUE. BECAUSE MARYLAND STILL GRANTS PAROLE TO CERTAIN INMATES, THEY HAVE THE CAPABILITY OF APPLYING FOR MEDICAL PAROLE IN SITUATIONS WHERE THE INMATE IS TERMINALLY ILL OR IN NEED OF CARE NOT AVAILABLE IN THE DEPARTMENT. MARYLAND HAS ABOUT 260 INMATES AGE 60 AND OLDER AND ANOTHER 100+ WHO ARE INFIRM.

### PRISON BASED SUBSTANCE ABUSE TREATMENT PROGRAMS

THE MARYLAND DEPARTMENT OF CORRECTIONS' ADDICTIONS TREATMENT SYSTEM IS KNOWN AS THE CLINICAL SERVICES PROGRAM (CSP). THE CSP HAS THREE COMPONENTS: THE ASSESSMENT UNIT, THE INPATIENT (PRISON-BASED) UNITS AT THE CENTRAL LAUNDRY FACILITY RSAT (CLF), PATUXENT INSTITUTION ROTC (PI), AND THE MARYLAND CORRECTIONAL INSTITUTION FOR WOMEN RSAT (MCIW), AND THE OUTPATIENT (COMMUNITY-BASED) UNITS. ON A DAILY BASIS, 3,700 MARYLAND PRISON INMATES RECEIVE SUBSTANCE ABUSE SERVICES.

MARYLAND INPATIENT SUBSTANCE ABUSE TREATMENT SERVICES:	DAILY CAPACITY
REGIMENTED OFFENDER TREATMENT AT PI - 6 WEEK PROGRAM	100
REGIMENTED OFFENDER TREATMENT AT PI - 8 WEEK PROGRAM	50
RESIDENTIAL SUBSTANCE ABUSE TREATMENT AT CLF - 6 MONTH PROGRAM	500
RESIDENTIAL SUBSTANCE ABUSE TREATMENT AT MCIW - 6 MONTH PROGRAM	50
DRUG FREE STATE PRISON DEMO PROJECT AT BOTH MARYLAND HOUSE OF CORRECTIONS AND HOUSE ANNEX - 1 MONTH WITH 4 WEEK FOLLOW-UP	80

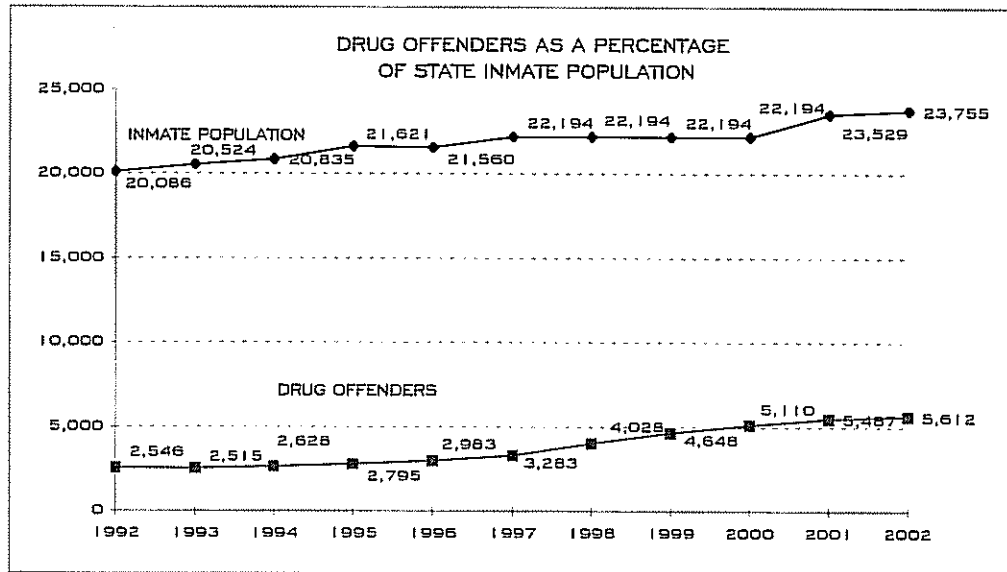
## MARYLAND

# STATE CORRECTIONS PROFILE

## STATE INITIATIVES (CONTINUED)

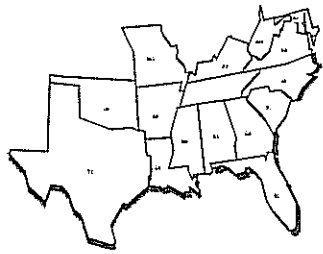
### PRISON BASED SUBSTANCE ABUSE TREATMENT PROGRAMS (CONTINUED)

MARYLAND INPATIENT SUBSTANCE ABUSE TREATMENT SERVICES:	DAILY CAPACITY
ACUPUNCTURE PROGRAM AT BALTIMORE DETENTION - 6 WEEK PROGRAM	75
PATUXENT DRUG RECOVERY PROGRAM FOR MEN	32
WOMEN'S INTENSIVE TREATMENT AT PATUXENT	12
PATUXENT HORTICULTURE PROGRAM	12
PATUXENT PROGRAM FOR MEN & WOMEN	332
PATUXENT DRUG RECOVERY PROGRAM FOR WOMEN - 18 MONTHS	24
HERMAN L. TOULSON BOOT CAMP	40
OTHER SELF-HELP GROUP PROGRAMS (NA/AA)	2,200



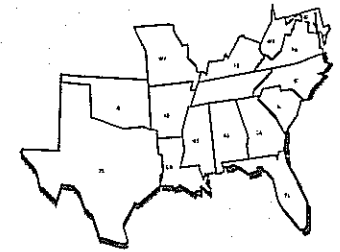
NOTE: THE NUMBER OF DRUG OFFENDERS RELATED TO THE TOTAL INMATE POPULATION FOR MARYLAND HAS INCREASED FROM 12.68% IN 1992 TO 23.62% IN 2002.

## MARYLAND



## STATE CORRECTIONS PROFILE

### SELECTED CHARACTERISTICS OF ADULT INMATES (AS OF JULY 1, 2002)



#### PROFILE QUESTION

AVERAGE AGE AT COMMITMENT:

TOTAL NUMBER OF INMATES 50 YEARS OR OLDER:

AVERAGE SENTENCE FOR NEW COMMITMENTS:  
(EXCLUDING LIFE SENTENCES)

AVERAGE TIME SERVED BY THOSE RELEASED:  
(EXCLUDING LIFE SENTENCES)

THE THREE (3) MOST FREQUENTLY COMMITTED CRIMES FOR WHICH  
INMATES ARE CURRENTLY SERVING TIME:

#### RACE AND SEX DISTRIBUTION:

PERCENTAGE WHITE

PERCENTAGE BLACK

PERCENTAGE OTHER

PERCENTAGE MALE

PERCENTAGE FEMALE

NUMBER OF INMATES SERVING LIFE

NUMBER OF INMATES SERVING LIFE (WITHOUT PAROLE)

NEW COMMITMENTS TO LIFE SENTENCES:

#### STATE RESPONSE:

30.71 YEARS

354 INMATES

6.01 YEARS

2.22 YEARS

A. COCAINE SALES

B. BURGLARY OF A RESIDENCE

C. FELONY DUI

28.95%

70.46%

0.59%

91.21%

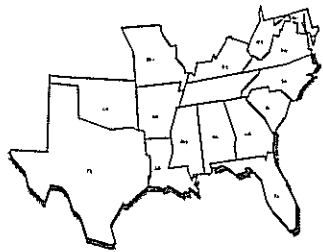
8.78%

992 INMATES

703 INMATES

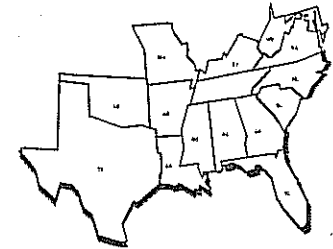
93 INMATES

MISSISSIPPI



## STATE CORRECTIONS PROFILE

### SELECTED CHARACTERISTICS OF ADULT INMATES (AS OF JULY 1, 2002)



#### PROFILE QUESTION

INMATES SERVING DEATH SENTENCES:

INMATES EXECUTED IN FY 2002:

INMATES SERVING TWENTY (20) YEARS OR MORE:

INMATES THAT HAVE ALREADY SERVED TWENTY (20)

YEARS OF THEIR CURRENT SENTENCE:

INMATES ADMITTED WHO WERE PAROLE VIOLATORS:

INMATES RELEASED FROM CUSTODY IN FY 2002 FOR THE FOLLOWING:

EXPIRATION OF SENTENCE

PAROLE

GOODTIME

PROBATION

DEATH

OTHER

TOTAL

#### STATE RESPONSE:

66 INMATES

0 INMATES

2,464 INMATES

227 INMATES

2 INMATES

4,801 INMATES

969 INMATES

N/A INMATES

433 INMATES

40 INMATES

1,535 INMATES

7,778 INMATES

METHOD IN WHICH "GOODTIME" IS CALCULATED:

N/A

IS MEDICAL-EARLY OR COMPASSIONATE RELEASE ALLOWED:

NO RESPONSE

NUMBER OF INMATES RELEASED IN FY 2002 BASED ON THE ABOVE:

N/A

INMATES BETWEEN THE AGES OF 17 AND 20:

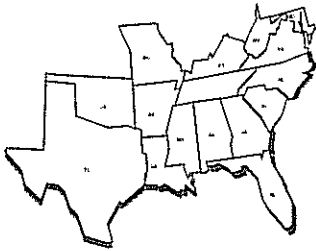
1,458 INMATES

MISSISSIPPI



## STATE CORRECTIONS PROFILE

### SELECTED CHARACTERISTICS OF ADULT INMATES (HIV/AIDS AS OF JULY 1, 2001) NO RESPONSE FOR 2002



#### PROFILE QUESTION

NUMBER OF AIDS CASES:

NUMBER OF INMATES TESTED FOR HIV ANTIBODIES

TESTING OF INMATES BY CATEGORY:

ADMISSION

RANDOM

INCIDENT

HIGH RISK GROUP

SYSTEMS FREQUENCY OF TESTING:

INMATES TESTING POSITIVE FOR HIV ANTIBODIES:

THE MISSISSIPPI DEPARTMENT OF CORRECTIONS HAS INDICATED THAT SEGREGATION BY CLASSIFICATION IS A CHOICE MADE BY ADMINISTRATION FOR CLASSIFICATION PURPOSES FOR HIV-INFECTED INMATES.

#### STATE RESPONSE:

58 INMATES

ALL

5,399 INMATES

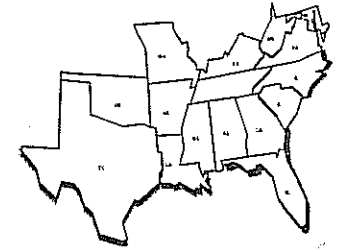
< 1% OF INMATES

< 1% OF INMATES

AS ORDERED BY MD

ADMISSION, AS NEEDED

203 INMATES



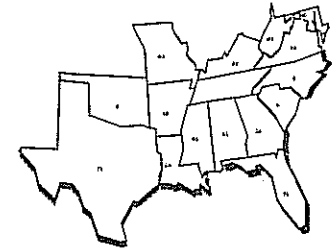
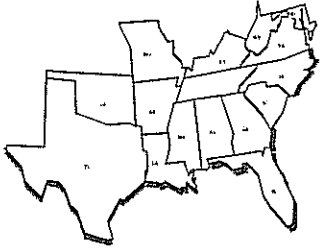
### METHODS OF RELIEVING OVERCROWDING

MISSISSIPPI STATUTES OFFER THE FOLLOWING PROGRAMMATIC OPTIONS AS ALTERNATIVES TO INCARCERATION:

INTENSIVE SUPERVISION PROGRAM- ALSO KNOWN AS HOUSE ARREST, THIS PROGRAM IS DESIGNED TO ALLOW CLOSE MONITORING OF INMATES WHO DO NOT REQUIRE INCARCERATION IN AN INSTITUTION, BUT NEED CLOSER MONITORING THAN A REGULAR PROBATIONER REQUIRES. INMATES ASSIGNED TO THIS PROGRAM ARE REQUIRED TO WEAR AN ELECTRONIC MONITORING DEVICE AT ALL TIMES.

MISSISSIPPI

## STATE CORRECTIONS PROFILE



### METHODS OF RELIEVING OVERCROWDING (CONTINUED)

NON-ADJUDICATED PROBATION - THIS IS A FORM OF PROBATION USED FOR ELIGIBLE 1ST TIME OFFENDERS. IF THIS PROGRAM PERIOD IS SUCCESSFULLY COMPLETED, THE CASE IS EXPUNGED AND THE DEFENDANT DOES NOT HAVE A FELONY RECORD. THERE ARE 2 NON-ADJUDICATED PROBATION STATUTES PRESENTLY BEING USED BY THE COURTS. ONE REFERS TO OFFENDERS WHO HAVE BEEN INDICTED FOR NON-DRUG OFFENSES, SUCH AS EMBEZZLEMENT, FORGERY, UTTERING FORGERY AND BURGLARY, ETC. AND ANOTHER REFERS TO CERTAIN DRUG CASES.

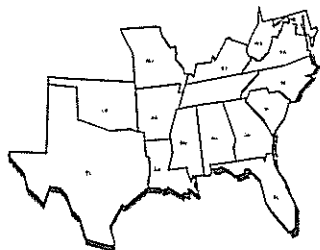
PRE-TRIAL DIVERSION PROGRAM - IT PROVIDES THE DEFENDANT WITH AN OPPORTUNITY TO AVOID A FELONY CONVICTION. ONCE A DEFENDANT HAS BEEN INDICTED, ARRAIGNED, AND ENTERED A GUILTY PLEA TO A FELONY CHARGE, THE DEFENSE ATTORNEY MAY REQUEST A REFERRAL FOR PLACEMENT IN THIS PROGRAM UNDER THE CONTROL OF THE DISTRICT ATTORNEY'S OFFICE. THE DEFENDANT IS INVESTIGATED AND IF THE DA APPROVES HIM FOR PLACEMENT IN THE PROGRAM, A DIVERSION OR REMAND ORDER WILL BE SIGNED BY THE CIRCUIT COURT JUDGE WHICH LISTS THE RULES AND REGULATIONS SET FORTH IN THE PROGRAM.

SUSPENDED SENTENCE PROBATION - IS AVAILABLE TO A DEFENDANT IF THE COURTS DETERMINE THAT IT IS IN THE BEST INTEREST OF JUSTICE AND THE PUBLIC, AND AFTER THE DEFENDANT HAS BEEN CONVICTED OR HAS ENTERED A GUILTY PLEA. THE JUDGE MAY SUSPEND EXECUTION OF THE SENTENCE AND PLACE THE DEFENDANT ON PROBATION. PROBATIONERS MUST COMPLY WITH ALL COURT ORDERED CONDITIONS. THEY MAY BE REQUIRED TO PAY ALL FINES, COURT COSTS, AND RESTITUTION. FAILURE TO COMPLY WITH THE TERMS OF PROBATION MAY RESULT IN REVOCATION PROCEEDINGS CONDUCTED BY THE SENTENCING JUDGE.

DRUG COURTS - DESIGNED TO QUICKLY ADDRESS A CRIME COMMITTED BY AN OFFENDER WHO HAS A SUBSTANCE ADDICTION. OFFENDERS IN THIS PROGRAM APPEAR BEFORE A JUDGE ON A REGULAR BASIS, AND REPORTS ARE GIVEN TO THE JUDGE ON THE OFFENDER. FAILURE TO APPEAR OR NON-COMPLIANCE WITH THE TREATMENT PROGRAM CAN MEAN INSTANT DISMISSAL FROM THE PROGRAM. THE JUDGE MAY THEN IMPOSE AN APPROPRIATE SENTENCE ON THE OFFENDER.

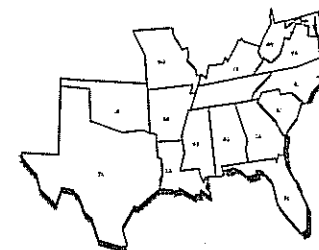
### MISSISSIPPI

## STATE CORRECTIONS PROFILE



### COURT ORDER REQUIREMENTS

THE MISSISSIPPI DEPARTMENT OF CORRECTIONS HAS BEEN UNDER A STATE COURT ORDER SINCE 1998 THAT REQUIRES A SET NUMBER OF STATE INMATES IN COUNTY JAILS, INMATES ACCESS TO COURT, HIV INMATE MEDICAL CARE, AND MUSLIM RELIGION CLASSES.



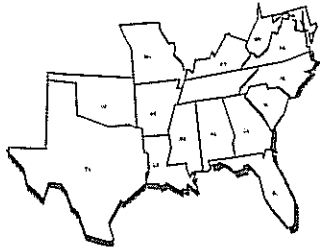
### STATE INITIATIVES

#### ELDERLY AND INFIRMED INMATES

THE MISSISSIPPI DEPARTMENT OF CORRECTIONS IS CURRENTLY EXPERIENCING AN INCREASE IN NUMBERS OF INMATES WHO WOULD BE CLASSED AS ELDERLY/INFIRM-THOSE PERSONS OVER 50 YEARS OF AGE AND THOSE WITH CHRONIC AND DISABLING DISEASE PROCESSES. IN ORDER TO ADDRESS THIS ISSUE, MDOC HAS HAD A LONG-STANDING POLICY OF MANDATORY PHYSICAL EVALUATION AND EXAMINATION FOR INMATES OVER 50 YEARS OF AGE. IN THE CASE OF PERSONS WITH CHRONIC DISEASES, MDOC PROVIDES CHRONIC CARE CLINICS FOR DIABETES, SEIZURES, HEART DISEASE AND HYPERTENSION, LUNG DISEASES AND ORTHOPEDICS. THE MDOC ALSO PROVIDES DISABILITY HOUSING FOR THOSE INMATES NEEDING PHYSICAL/MEDICAL/NURSING HELP OR SPECIALIZED EQUIPMENT.

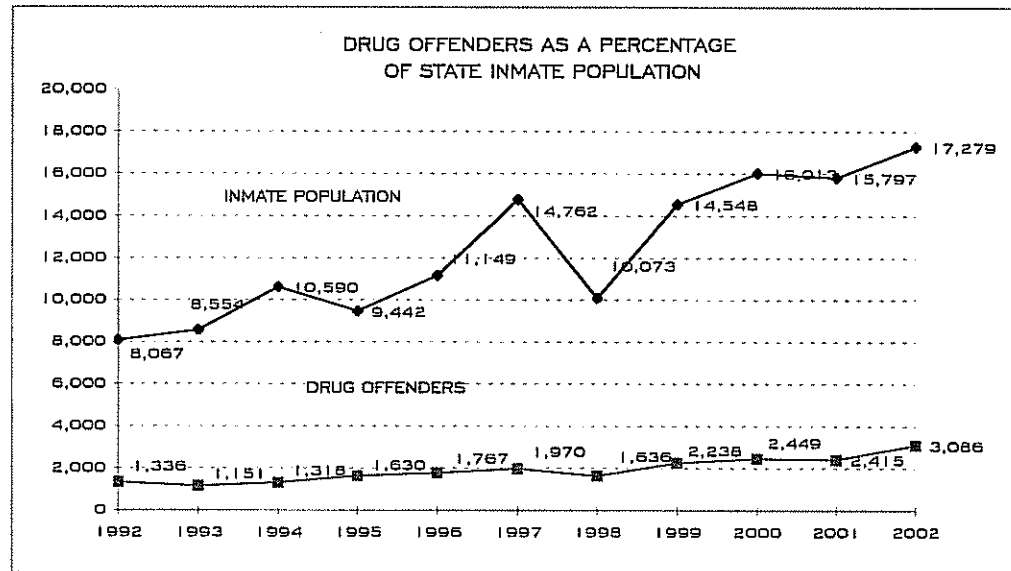
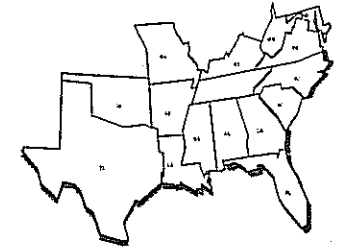
MDOC HAS NO CURRENT MEASUREMENT TOOL IN USE TO DETERMINE THE COSTS ASSOCIATED WITH THE ELDER POPULATION, NOR HAS ANY LEGISLATION BEEN PASSED ON THIS ISSUE. THESE ARE ISSUES THAT WILL BE ADDRESSED IN THE FUTURE, AS MDOC HAS REALIZED

### MISSISSIPPI



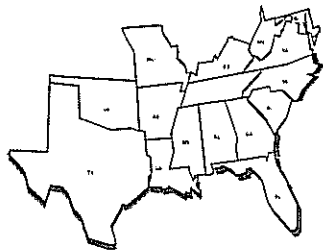
### PRISON BASED SUBSTANCE ABUSE TREATMENT PROGRAMS

THERE ARE ALCOHOL AND DRUG TREATMENT PROGRAMS AND ALSO PRE-RELEASE PROGRAMS THAT ARE FUNDED BY THE MISSISSIPPI DEPARTMENT OF MENTAL HEALTH, THE MISSISSIPPI DEPARTMENT OF CORRECTIONS, AND THROUGH RESIDENTIAL SUBSTANCE ABUSE TREATMENT GRANTS. WHILE THERE IS NOTHING IN PLACE CURRENTLY TO EVALUATE THE EFFECTIVENESS OF THESE PROGRAMS, NEGOTIATIONS HAVE BEGUN WITH A LOCAL UNIVERSITY TO ACCOMPLISH THIS TASK.



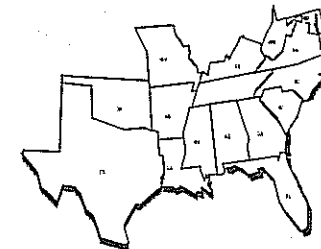
NOTE: THE NUMBER OF DRUG OFFENDERS RELATED TO THE TOTAL INMATE POPULATION FOR 2002 IN MISSISSIPPI IS 17.86%, WHICH IS AN INCREASE FROM THE 15% THEY REPORTED IN PREVIOUS YEARS.

## MISSISSIPPI



## STATE CORRECTIONS PROFILE

### SELECTED CHARACTERISTICS OF ADULT INMATES (AS OF JULY 1, 2002)



#### PROFILE QUESTION

AVERAGE AGE AT COMMITMENT:

TOTAL NUMBER OF INMATES 50 YEARS OR OLDER:

AVERAGE SENTENCE FOR NEW COMMITMENTS:  
(EXCLUDING LIFE SENTENCES)

AVERAGE TIME SERVED BY THOSE RELEASED:  
(EXCLUDING LIFE SENTENCES)

THE THREE (3) MOST FREQUENTLY COMMITTED CRIMES FOR WHICH  
INMATES ARE CURRENTLY SERVING TIME:

#### RACE AND SEX DISTRIBUTION:

PERCENTAGE WHITE

PERCENTAGE BLACK

PERCENTAGE OTHER

PERCENTAGE MALE

PERCENTAGE FEMALE

NUMBER OF INMATES SERVING LIFE

NUMBER OF INMATES SERVING LIFE (WITHOUT PAROLE)

NEW COMMITMENTS TO LIFE SENTENCES:

#### STATE RESPONSE:

32 YEARS

424 INMATES

5.94 YEARS

3.13 YEARS

A. DANGEROUS DRUGS

B. ROBBERY

C. HOMICIDE

41.80%

57.50%

0.70%

92.50%

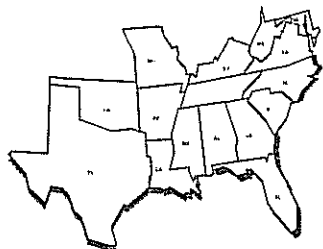
7.50%

1,481 INMATES

825 INMATES

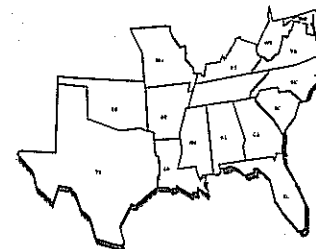
93 INMATES

MISSOURI



## STATE CORRECTIONS PROFILE

### SELECTED CHARACTERISTICS OF ADULT INMATES (AS OF JULY 1, 2002)



#### PROFILE QUESTION

INMATES SERVING DEATH SENTENCES:

INMATES EXECUTED IN FY 2002:

INMATES SERVING TWENTY (20) YEARS OR MORE:

INMATES THAT HAVE ALREADY SERVED TWENTY (20)

YEARS OF THEIR CURRENT SENTENCE:

INMATES ADMITTED WHO WERE PAROLE VIOLATORS:

INMATES RELEASED FROM CUSTODY IN FY 2002 FOR THE FOLLOWING:

EXPIRATION OF SENTENCE

PAROLE

GOODTIME

PROBATION

DEATH

OTHER

TOTAL

METHOD IN WHICH "GOODTIME" IS CALCULATED:

IS MEDICAL-EARLY OR COMPASSIONATE RELEASE ALLOWED:

NUMBER OF INMATES RELEASED IN FY 2002 BASED ON THE ABOVE:

INMATES BETWEEN THE AGES OF 17 AND 20:

#### STATE RESPONSE:

61 INMATES

7 INMATES

5,563 INMATES

487 INMATES

4,418 INMATES

1,699 INMATES

8,197 INMATES

47 INMATES

3,958 INMATES

66 INMATES

917 INMATES

14,884 INMATES

CREDIT FOR TIME SERVED

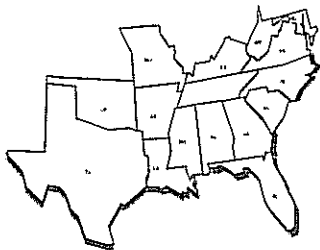
YES

29 INMATES

667 INMATES

MISSOURI

## STATE CORRECTIONS PROFILE



### SELECTED CHARACTERISTICS OF ADULT INMATES (HIV/AIDS AS OF JULY 1, 2002)

#### PROFILE QUESTION

NUMBER OF AIDS CASES:

NUMBER OF INMATES TESTED FOR HIV ANTIBODIES

#### TESTING OF INMATES BY CATEGORY:

ADMISSION

RANDOM

INCIDENT

HIGH RISK GROUP

SYSTEMS FREQUENCY OF TESTING:

INMATES TESTING POSITIVE FOR HIV ANTIBODIES:

THE MISSOURI DEPARTMENT OF CORRECTIONS DOES NOT SEGREGATE OR ISOLATE HIV-INFECTED INMATES.

#### STATE RESPONSE:

667 INMATES

61 INMATES

16,376 INMATES

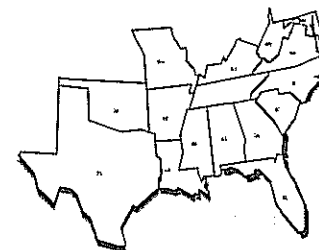
N/A

936 INMATES

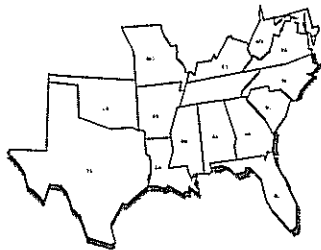
N/A

ADMISSION, RELEASE, EXPOSURE

176 INMATES



MISSOURI

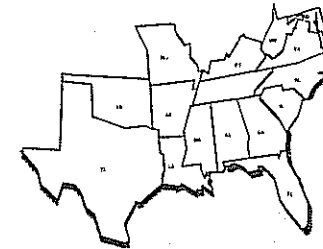


## STATE CORRECTIONS PROFILE

### METHODS OF RELIEVING OVERCROWDING

TO RELIEVE OVERCROWDING OR REDUCE THE PRISON POPULATION IN MISSOURI, THE DEPARTMENT OF CORRECTIONS HAS BUILT NEW PRISONS AND HAS ADDED ON TO EXISTING FACILITIES. ALSO, THE USE OF COMMUNITY DIVERSION PROGRAMS AND DRUG COURTS HAS HELPED ALLEVIATE OVERCROWDING.

AS ALTERNATIVES TO INCARCERATION, THE MISSOURI DEPARTMENT OF CORRECTIONS PROVIDES ELECTRONIC MONITORING, RESIDENTIAL FACILITIES, COMMUNITY RELEASE COURTS AND DRUG COURTS.



### COURT ORDER REQUIREMENTS

THE MISSOURI DEPARTMENT OF CORRECTIONS IS NOT CURRENTLY UNDER A FEDERAL OR STATE COURT ORDER DURING THE YEAR ENDING JUNE 30, 2002.

### STATE INITIATIVES

#### ELDERLY OR INFIRMED INMATES

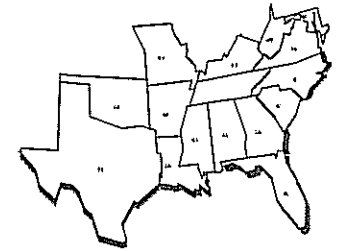
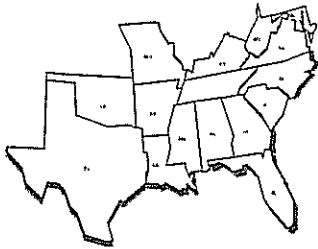
THE NUMBER OF ELDERLY INMATES IN THE MISSOURI DEPARTMENT OF CORRECTIONS IS VERY SMALL. IN A FEW FACILITIES, THERE ARE SEPARATE HOUSING QUARTERS FOR THE ELDERLY. THE MISSOURI BOARD OF PROBATION AND PAROLE HAS A MEDICAL PAROLE (COMPASSIONATE RELEASE) WHICH MIGHT APPLY TO ELDERLY OR INFIRM INMATES. MISSOURI STATUTES (RSMo 217.250) AUTHORIZES PAROLE OF INMATES WHO ARE ADVANCED IN AGE.

## MISSOURI



# STATE CORRECTIONS PROFILE

## STATE INITIATIVES



### PRISON BASED SUBSTANCE ABUSE TREATMENT PROGRAMS

A COMBINATION OF STATE-OPERATED PROGRAMS, INTERAGENCY AGREEMENTS AND CONTRACTED SERVICES ARE EMPLOYED TO MEET THE SUBSTANCE ABUSE SERVICES NEEDS OF THE OFFENDER POPULATION. THESE SERVICES INCLUDE: SUBSTANCE ABUSE SCREENING ASSESSMENT UTILIZING THE MULTIDIMENSIONAL ADDICTIONS AND PERSONALITY PROFILE (MAPP); DRUG TESTING FOR INSTITUTION AND FIELD POPULATIONS; INSTITUTIONAL SUBSTANCE ABUSE EDUCATION PROGRAMS; INSTITUTIONAL PARTIAL-DAY TREATMENT PROGRAMS; COMMUNITY BASED SUBSTANCE ABUSE TREATMENT PROGRAMS INCLUDING COMMUNITY RELEASE CENTER TREATMENT PRGMS AND DRUG COURT TREATMENT SERVICES; AND REQUIRED EDUCATION AND COMMUNITY TREATMENT (REACT).

IN FY 02, THE MODOC ADMINISTERED 19,205 SUBSTANCE ABUSE SCREENINGS, WITH THE TEXAS CHRISTIAN UNIVERSITY DRUG SCREEN PROGRAM. THE DISTRIBUTION OF IDENTIFIED OFFENDER TREATMENT NEEDS WERE AS FOLLOWS: REFER FOR ASSESSMENT - 49.8%, NO OTHER ACTION - 27.1% AND UNDETERMINED - 26.1%.

DRUG TESTING THROUGH URINALYSIS REDUCES DRUG USE BY INTERDICTION. THE DEPARTMENT CONDUCTS RANDOM AND TARGETED TESTING OF INSTITUTIONAL AND COMMUNITY OFFENDER POPULATIONS ON A MONTHLY BASIS. THERE WAS A TOTAL OF 34,039 (12.3%) TEST SAMPLES PERFORMED IN THE DEPARTMENT OF CORRECTIONS LABORATORIES FOR THE FY 2002.

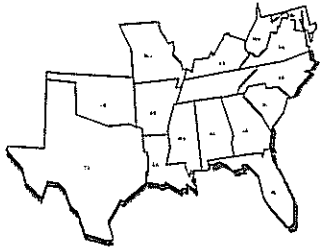
SINCE 1993, THE GROWTH IN INSTITUTIONAL TREATMENT CENTER BEDS HAS BEEN SIGNIFICANT. IN 1989, THE MISSOURI DOC OPERATED 220 INSTITUTIONAL TREATMENT BEDS. TODAY, 2,630 INSTITUTIONAL TREATMENT BEDS ARE AVAILABLE. OF THESE BEDS, 1,415 ARE DESIGNATED FOR LONG-TERM TREATMENT; THE REMAINING 1,215 ARE RESERVED FOR SHORT-TERM SUBSTANCE ABUSE TREATMENT.

IN FY 02, 11,061 OFFENDERS WERE PLACED IN INSTITUTIONAL TREATMENT CENTERS. IN FY 02. THE CENTERS HAD AN AVERAGE MONTHLY POPULATION OF 2,729 COMPARED WITH 2,782 FOR FY 01. THE OCCUPANCY RATE WAS 96.8% IN FY 02.

IN MISSOURI, THERE ARE APPROXIMATELY 30 SUBSTANCE ABUSE TREATMENT CONTRACTS THAT COVER MANY OF THE COUNTIES IN THE STATE. THERE ARE 30 DRUG COURTS, 22 OF WHICH ARE ADULT DRUG COURTS.

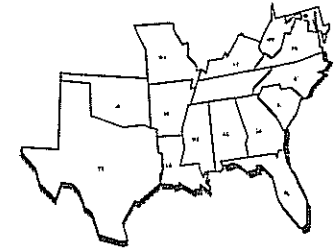
## MISSOURI

## STATE CORRECTIONS PROFILE

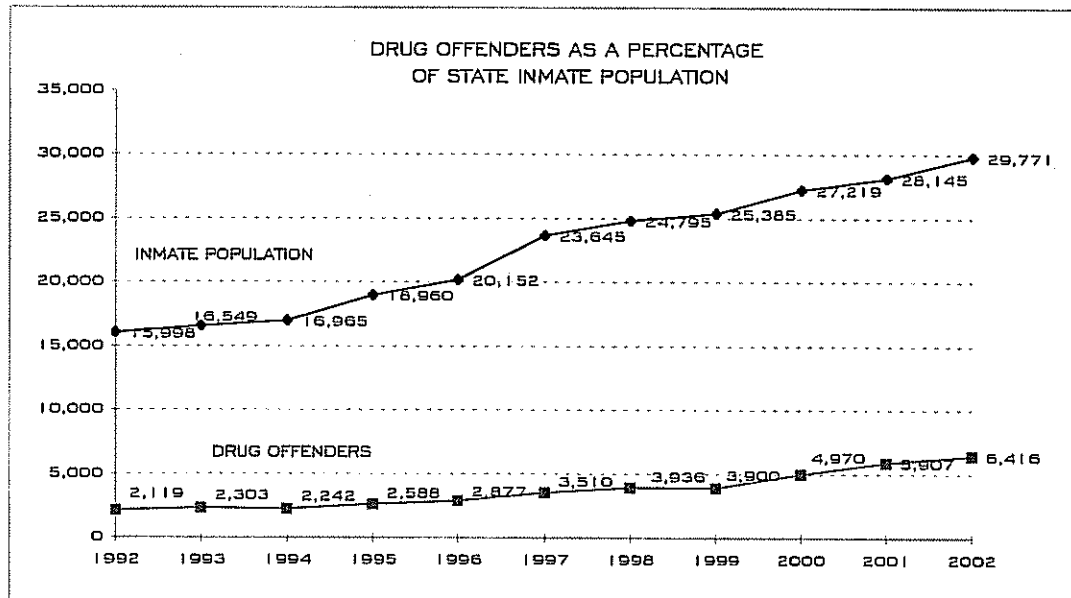


### PRISON BASED SUBSTANCE ABUSE TREATMENT PROGRAMS (CONT.)

71.2% OF OFFENDERS IN INSTITUTIONAL TREATMENT CENTERS SUCCESSFULLY COMPLETED TREATMENT IN FY 02, REPRESENTING A .3% INCREASE OVER THE FY 01 COMPLETION RATE OF 70.9%. THE MAJORITY OF THE OFFENDERS WHO SUCCESSFULLY COMPLETED INSTITUTIONAL TREATMENT WERE GRANTED PROBATION BY THE COURT; THE REMAINING NUMBER WERE PLACED ON PAROLE OR REINSTATED ON PAROLE.

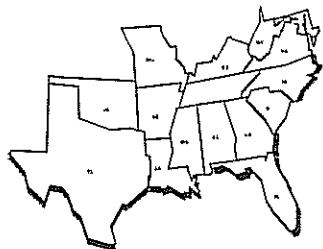


RECIDIVISM AND OUTCOME MEASURES ARE TRACKED FOR THE TREATMENT PROGRAMS. OUTCOME MEASURES INCLUDE TRACKING PROGRAM COMPLETION RATES, ARREST RATES AFTER COMPLETION, EMPLOYMENT AFTER THE PROGRAM AND EDUCATIONAL LEVELS ACHIEVED POST PROGRAM. SPECIFIC RESEARCH PROJECTS HAVE BEEN COMPLETED FOR TWO MODOC TREATMENT CENTERS.



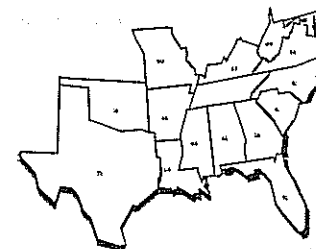
NOTE: THE NUMBER OF DRUG OFFENDERS RELATED TO THE TOTAL INMATE POPULATION FOR MISSOURI HAS INCREASED FROM 13.25% IN 1992 TO 21.55% IN 2002.

MISSOURI



## STATE CORRECTIONS PROFILE

### SELECTED CHARACTERISTICS OF ADULT INMATES (AS OF JULY 1, 2002)



#### PROFILE QUESTION

AVERAGE AGE AT COMMITMENT:

TOTAL NUMBER OF INMATES 50 YEARS OR OLDER:

AVERAGE SENTENCE FOR NEW COMMITMENTS:  
(EXCLUDING LIFE SENTENCES)

AVERAGE TIME SERVED BY THOSE RELEASED:  
(EXCLUDING LIFE SENTENCES)

THE THREE (3) MOST FREQUENTLY COMMITTED CRIMES FOR WHICH  
INMATES ARE CURRENTLY SERVING TIME:

#### RACE AND SEX DISTRIBUTION:

PERCENTAGE WHITE

PERCENTAGE BLACK

PERCENTAGE OTHER

PERCENTAGE MALE

PERCENTAGE FEMALE

NUMBER OF INMATES SERVING LIFE

NUMBER OF INMATES SERVING LIFE (WITHOUT PAROLE)

NEW COMMITMENTS TO LIFE SENTENCES:

#### STATE RESPONSE:

32 YEARS

1,058 INMATES

2.72 YEARS

1.2 YEARS

A. HABITUAL FELON

B. ROBBERY WITH A DANGEROUS WEAPON

C. MURDER - SECOND DEGREE

32.88%

61.79%

5.33%

93.73%

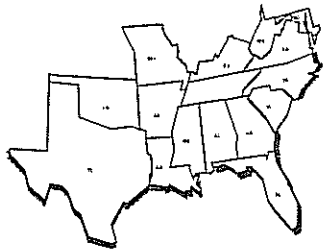
6.27%

2,875 INMATES

407 INMATES

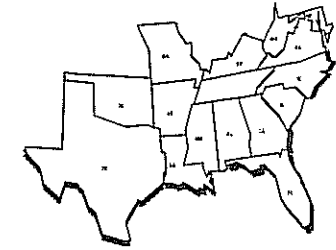
106 INMATES

NORTH CAROLINA



## STATE CORRECTIONS PROFILE

### SELECTED CHARACTERISTICS OF ADULT INMATES (AS OF JULY 1, 2002)



#### PROFILE QUESTION

INMATES SERVING DEATH SENTENCES:

INMATES EXECUTED IN FY 2002:

INMATES SERVING TWENTY (20) YEARS OR MORE:

INMATES THAT HAVE ALREADY SERVED TWENTY (20)

YEARS OF THEIR CURRENT SENTENCE:

INMATES ADMITTED WHO WERE PAROLE VIOLATORS:

INMATES RELEASED FROM CUSTODY IN FY 2002 FOR THE FOLLOWING:

EXPIRATION OF SENTENCE

PAROLE

GOODTIME

PROBATION

DEATH

OTHER

TOTAL

#### STATE RESPONSE:

208 INMATES

4 INMATES

7,126 INMATES

831 INMATES

545 INMATES

17,527 INMATES

3,572 INMATES

N/A INMATES

N/A INMATES

65 INMATES

1,474 INMATES

22,638 INMATES

METHOD IN WHICH "GOODTIME" IS CALCULATED:

N/A

IS MEDICAL-EARLY OR COMPASSIONATE RELEASE ALLOWED:

No

NUMBER OF INMATES RELEASED IN FY 2002 BASED ON THE ABOVE:

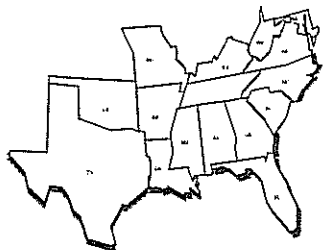
0 INMATES

INMATES BETWEEN THE AGES OF 17 AND 20:

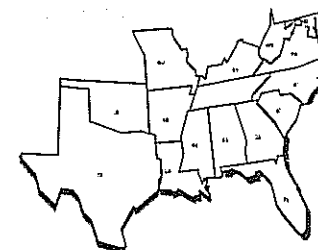
2,063 INMATES

NORTH CAROLINA

## STATE CORRECTIONS PROFILE



### SELECTED CHARACTERISTICS OF ADULT INMATES (HIV/AIDS AS OF JULY 1, 2002)



#### PROFILE QUESTION

#### STATE RESPONSE:

NUMBER OF AIDS CASES:

219 INMATES

NUMBER OF INMATES TESTED FOR HIV ANTIBODIES

12,693 INMATES

TESTING OF INMATES BY CATEGORY:

ADMISSION

VOLUNTARY WITH CONSENT

RANDOM

N/A

INCIDENT

N/A

HIGH RISK GROUP

AS ORDERED BY MD

SYSTEMS FREQUENCY OF TESTING:

INCIDENT, WITH INMATE CONSENT, AND  
HIGH RISK GROUPS

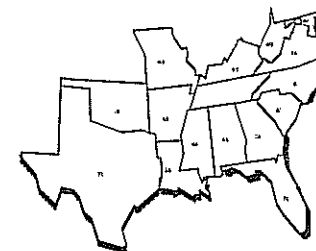
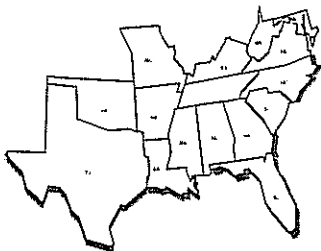
INMATES TESTING POSITIVE FOR HIV ANTIBODIES:

398 INMATES

THE NORTH CAROLINA DEPARTMENT OF CORRECTIONS DOES NOT SEGREGATE OR ISOLATE  
HIV-INFECTED INMATES.

NORTH CAROLINA

## STATE CORRECTIONS PROFILE



### METHODS OF RELIEVING OVERCROWDING

THE NORTH CAROLINA GENERAL ASSEMBLY HAS TAKEN SEVERAL STEPS TO RELIEVE PRISON OVERCROWDING. THE MOST SWEEPING CHANGE WAS THE IMPLEMENTATION OF STRUCTURED SENTENCING, EFFECTIVE OCTOBER 1, 1994. STRUCTURED SENTENCING ORGANIZES OFFENDERS INTO PUNISHMENT GRID CELLS BASED ON A COMBINATION OF OFFENSE GRAVITY AND PRIOR RECORD LEVEL. FOR CERTAIN COMBINATIONS OF OFFENSE CLASS AND PRIOR RECORD LEVEL, PRISON IS MANDATORY, WHEREAS FOR OTHERS, INCARCERATION IS NOT AN OPTION. PRISON BEDS ARE RESERVED FOR THE MOST SERIOUS OFFENDERS AND THOSE WITH MORE PRIOR OFFENSES, WHILE LESS SERIOUS OFFENDERS ARE DIVERTED INTO INTERMEDIATE AND COMMUNITY PUNISHMENTS. INTERMEDIATE AND COMMUNITY PUNISHMENTS MAY INCLUDE ONE OR MORE OF THE FOLLOWING: BOOT CAMP, ASSIGNMENT TO A RESIDENTIAL FACILITY, ELECTRONIC MONITORING, INTENSIVE, SUPERVISED, OR UNSUPERVISED PROBATION, OUT-PATIENT TREATMENT, COMMUNITY SERVICE, RESTITUTION OR FINES.

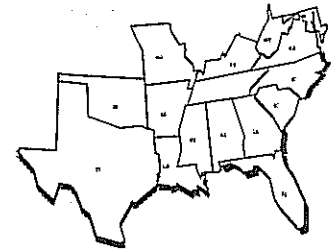
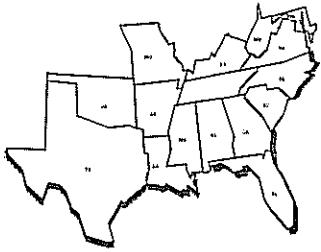
NORTH CAROLINA HAS ALSO EXPANDED PRISON CAPACITY TO PROVIDE ADEQUATE BED SPACE FOR OFFENDERS ALREADY IN PRISON AND FOR THOSE ENTERING UNDER STRUCTURED SENTENCING. THE STATE HAS EMBARKED UPON AN AGGRESSIVE CONSTRUCTION AND RENOVATION PROGRAM IN WHICH THEY HAVE SPENT APPROXIMATELY \$600 MILLION DOLLARS SINCE 1985-86. ALSO, NORTH CAROLINA HAS PASSED LEGISLATION AND APPROPRIATED FUNDS TO HOUSE PRISONERS IN PRIVATE, FOR-PROFIT FACILITIES IN NORTH CAROLINA, AND HAS ESTABLISHED CONTRACTS WITH COUNTIES TO INCARCERATE STATE PRISONERS.

### COURT ORDER REQUIREMENTS

THE NORTH CAROLINA DEPARTMENT OF CORRECTIONS IS NOT CURRENTLY UNDER A FEDERAL OR STATE COURT ORDER DURING THE YEAR ENDING JUNE 30, 2002.

### NORTH CAROLINA

## STATE CORRECTIONS PROFILE



### STATE INITIATIVES

#### SUBSTANCE ABUSE TREATMENT PROGRAMS

THE NORTH CAROLINA DEPARTMENT OF CORRECTIONS HAS THE FOLLOWING SUBSTANCE ABUSE TREATMENT PROGRAMS:

DRUG ALCOHOL RECOVERY TREATMENT (DART) - IN-PRISON INTENSIVE RESIDENTIAL TREATMENT (30-90 DAYS) FOR MEDIUM CUSTODY ADULT OFFENDERS. FOLLOWED UP WITH 8 WEEKS OF AFTERCARE UPON COMPLETION OF THE IRT PHASE. OFFENDERS THEN PARTICIPATE IN 12 WEEKS OF PRE-RELEASE COMMUNITY TRANSITION ACTIVITIES AT THE END OF THEIR SENTENCE. THE ANNUAL COST IS \$5.3 MILLION.

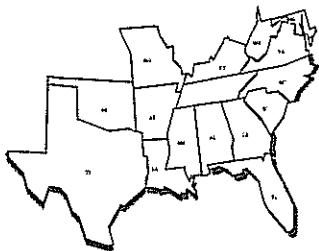
PRIVATE FACILITIES - INTENSIVE RESIDENTIAL TREATMENT (180-360 DAYS) FOR MINIMUM CUSTODY ADULT OFFENDERS. AT THE END OF TREATMENT, OFFENDERS ARE RELEASED TO THE COMMUNITY. THE ANNUAL COST IS \$4.6 MILLION.

DWI FACILITY - INTENSIVE RESIDENTIAL TREATMENT (30-90 DAYS) FOR PROBATION/PAROLE OFFENDERS WITH DWI CONVICTIONS. AT THE END OF THE PROGRAM, THE OFFENDERS RETURN TO THEIR COMMUNITIES. THE ANNUAL COST IS \$3.3 MILLION.

FEDERAL FUNDED PROGRAMS - INTENSIVE RESIDENTIAL TREATMENT (180-360 DAYS) OF TREATMENT PRIMARILY FOR YOUTHFUL OFFENDERS AND SOME ADULTS. SIX MONTHS IN INTENSIVE PROGRAMS; THREE MONTHS IN PRE-RELEASE COMMUNITY TRANSITION AND THREE MONTHS OF POST-RELEASE ACTIVITY. THE ANNUAL COST IS \$1.2 MILLION.

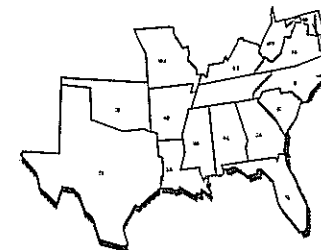
### NORTH CAROLINA

## STATE CORRECTIONS PROFILE

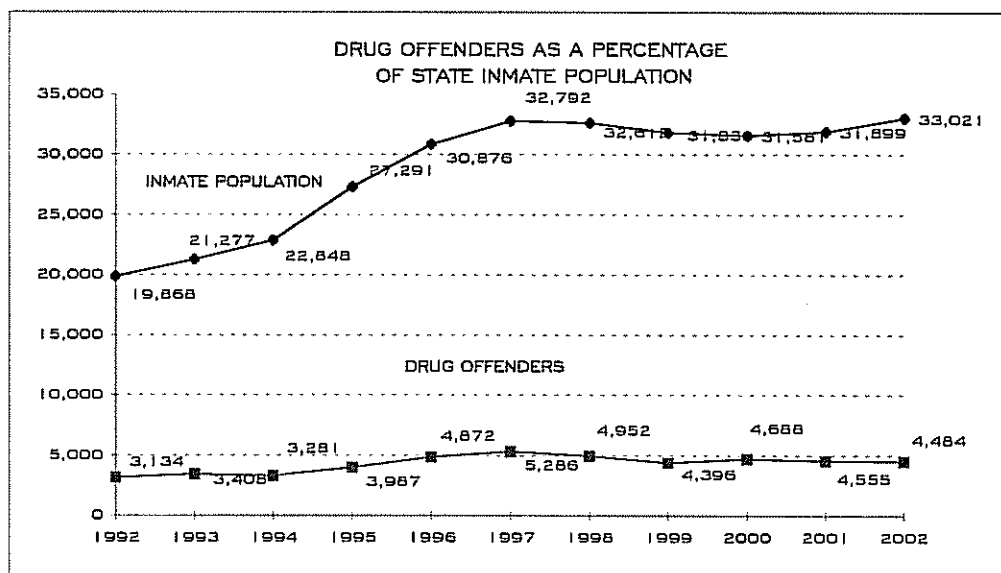


### SUBSTANCE ABUSE TREATMENT PROGRAMS (CONTINUED)

THE EFFECTIVENESS OF SUBSTANCE ABUSE PROGRAMS ARE MEASURED BY ASSESSING IF: SUBSTANCE ABUSE SERVICES ARE PROVIDED TO THE INMATES WHO ARE IDENTIFIED AS NEEDING TREATMENT; A SUFFICIENT NUMBER OF INMATES WHO ENTER THE PROGRAMS ACTUALLY COMPLETE THE PROGRAM; THE COMPLETERS ARE CONTINUING THEIR RECOVERY THROUGH GROUP MEETINGS AND OTHER ACTIVITIES; AND THE INMATES WHO COMPLETE THE PRE-RELEASE COMMUNITY TRANSITION PROGRAMS STILL ACTIVE IN THE RECOVERY PROCESS UPON RELEASE FROM THE DEPARTMENT.



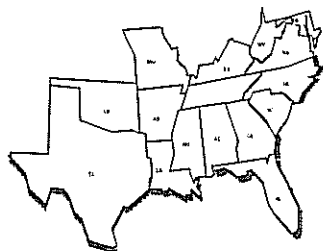
ADDITIONALLY, PARTICIPANTS ARE TRACKED IN THE PROGRAMS THROUGH A SEPARATE TREATMENT SUBSTANCE ABUSE MODULE, ACD, WHICH INTERFACES WITH THE INMATE TRACKING SYSTEM USED BY PRISONS, OPUS. THE NORTH CAROLINA SENTENCING COMMISSION COMPARED THE RECIDIVISM RATES FOR THOSE IN SUBSTANCE ABUSE PROGRAMS TO THOSE INMATES IN THE GENERAL POPULATION.



NOTE: THE NUMBERS OF DRUG OFFENDERS RELATED TO THE TOTAL INMATE POPULATION FOR NORTH CAROLINA HAS REMAINED RELATIVELY CONSTANT OVER THE LAST TEN YEARS.

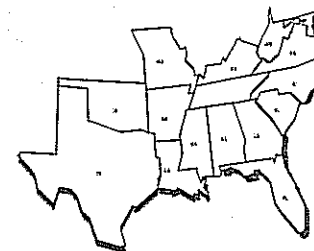
NORTH CAROLINA





## STATE CORRECTIONS PROFILE

### SELECTED CHARACTERISTICS OF ADULT INMATES (AS OF JULY 1, 2002)



#### PROFILE QUESTION

AVERAGE AGE AT COMMITMENT:

TOTAL NUMBER OF INMATES 50 YEARS OR OLDER:

AVERAGE SENTENCE FOR NEW COMMITMENTS:  
(EXCLUDING LIFE SENTENCES)

AVERAGE TIME SERVED BY THOSE RELEASED:  
(EXCLUDING LIFE SENTENCES)

THE THREE (3) MOST FREQUENTLY COMMITTED CRIMES FOR WHICH  
INMATES ARE CURRENTLY SERVING TIME:

#### RACE AND SEX DISTRIBUTION:

PERCENTAGE WHITE

PERCENTAGE BLACK

PERCENTAGE OTHER

PERCENTAGE MALE

PERCENTAGE FEMALE

NUMBER OF INMATES SERVING LIFE

NUMBER OF INMATES SERVING LIFE (WITHOUT PAROLE)

NEW COMMITMENTS TO LIFE SENTENCES:

#### STATE RESPONSE:

33.2 YEARS

424 INMATES

6.45 YEARS

2.28 YEARS

- A. DRUG POSSESSION
- B. DRUG DISTRIBUTION
- C. LARCENY

57.00%

30.00%

13.00%

89.90%

10.10%

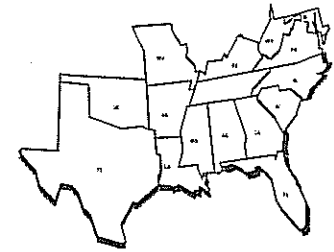
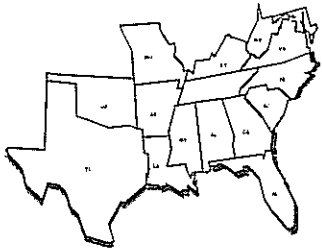
1,397 INMATES

431 INMATES

99 INMATES (LIFE AND LIFE W/O PAROLE)

OKLAHOMA

STATE CORRECTIONS PROFILE  
SELECTED CHARACTERISTICS OF ADULT INMATES  
(AS OF JULY 1, 2002)



PROFILE QUESTION

INMATES SERVING DEATH SENTENCES:

INMATES EXECUTED IN FY 2002:

INMATES SERVING TWENTY (20) YEARS OR MORE:

INMATES THAT HAVE ALREADY SERVED TWENTY (20)  
YEARS OF THEIR CURRENT SENTENCE:

INMATES ADMITTED WHO WERE PAROLE VIOLATORS:

INMATES RELEASED FROM CUSTODY IN FY 2002 FOR THE FOLLOWING:

EXPIRATION OF SENTENCE

PAROLE

GOODTIME

PROBATION

DEATH

OTHER

TOTAL

STATE RESPONSE:

115 INMATES

7 INMATES

5,805 INMATES

870 INMATES

151 INMATES

2,784 INMATES

1,909 INMATES

0 INMATES

2,595 INMATES

66 INMATES

603 INMATES

7,957 INMATES

METHOD IN WHICH "GOODTIME" IS CALCULATED:

INMATES RECEIVE EARNED CREDITS AND ACHIEVEMENT CREDITS  
THROUGHOUT INCARCERATION IF ELIGIBLE. MOST INMATES HAVE RECEIVED  
SOME FORM OF CREDIT BY THE TIME THEY ARE RELEASED FROM CUSTODY.

IS MEDICAL-EARLY OR COMPASSIONATE RELEASE ALLOWED:

Yes

EARLY MEDICAL RELEASE CAN ONLY BE CONSIDERED AND ALLOWED BY THE STATE PARDON AND PAROLE BOARD, NOT THE  
DEPARTMENT OF CORRECTIONS. DOC MAY REQUEST ADDITIONS TO THE PARDON AND PAROLE BOARD DOCKETS.

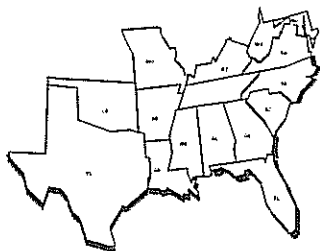
NUMBER OF INMATES RELEASED IN FY 02 BASED ON THE ABOVE:

26 INMATES

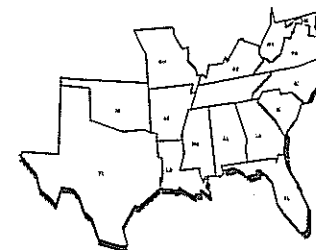
INMATES BETWEEN THE AGES OF 17 AND 20:

575 INMATES

OKLAHOMA



STATE CORRECTIONS PROFILE  
SELECTED CHARACTERISTICS OF ADULT INMATES  
(HIV/AIDS AS OF JANUARY 1, 2002)



PROFILE QUESTION

NUMBER OF AIDS CASES:

NUMBER OF INMATES TESTED FOR HIV ANTIBODIES

TESTING OF INMATES BY CATEGORY:

ADMISSION

RANDOM

INCIDENT

HIGH RISK GROUP

SYSTEMS FREQUENCY OF TESTING:

INMATES TESTING POSITIVE FOR HIV ANTIBODIES:

THE OKLAHOMA DEPARTMENT OF CORRECTIONS DOES NOT SEGREGATE OR ISOLATE HIV-INFECTED INMATES.

METHODS OF RELIEVING OVERCROWDING

THE OKLAHOMA DEPARTMENT OF CORRECTIONS HAS A COMMUNITY SENTENCING ACT (EFFECTIVE JULY 1, 2000) TO USE FOR ALTERNATIVES TO INCARCERATION.

COURT ORDER REQUIREMENTS

THE OKLAHOMA DEPARTMENT OF CORRECTIONS IS NOT CURRENTLY UNDER A FEDERAL OR STATE COURT ORDER DURING THE YEAR ENDING JUNE 30, 2002.

STATE INITIATIVES

ELDERLY OR INFIRMED INMATES

ELDERLY INMATES IN OKLAHOMA ARE TREATED COMPARABLY TO OTHER INMATES. ACCOMMODATIONS AND MEDICAL ATTENTION IS PROVIDED WHERE INDICATED. DURING THE 1997 LEGISLATIVE SESSION, DEPARTMENT STAFF ATTEMPTED, UNSUCCESSFULLY, TO INITIATE LEGISLATION THAT WOULD ALLOW THE DEPARTMENT TO ESTABLISH A FACILITY THAT WOULD HOUSE ELDERLY AND HANDICAPPED OR DISABLED OFFENDERS.

OKLAHOMA

STATE RESPONSE:

15 INMATES

8,117 INMATES

8,117 INMATES

N/A

N/A

N/A

MANDATORY UPON INTAKE, MEDICAL  
AND/OR INMATE REQUEST

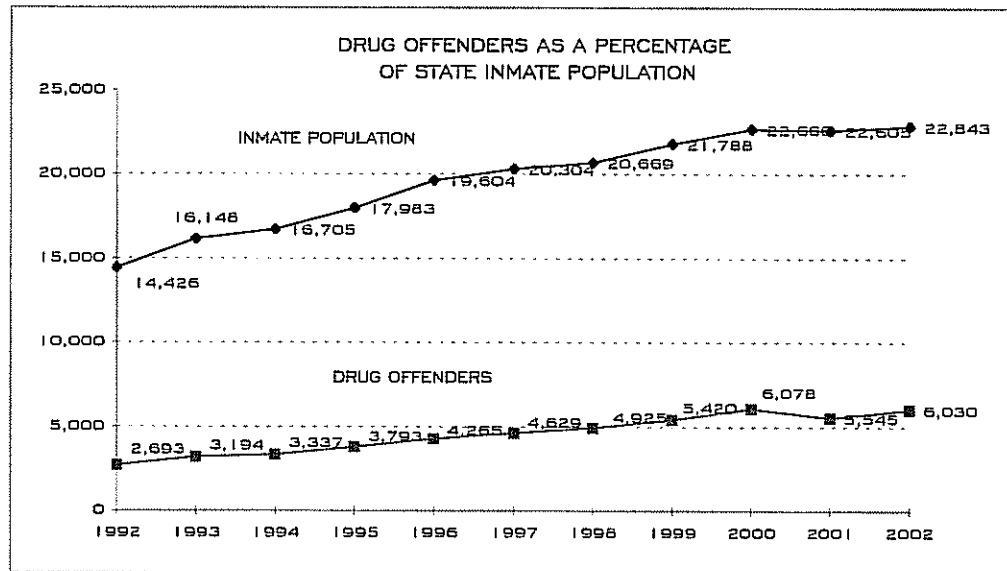
130 INMATES

## STATE CORRECTIONS PROFILE

### PRISON BASED SUBSTANCE ABUSE TREATMENT PROGRAMS

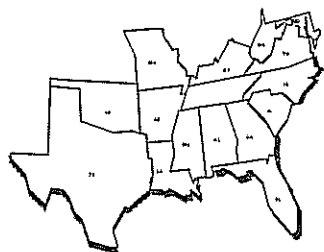
THE OKLAHOMA DEPARTMENT OF CORRECTIONS PROVIDES SEVERAL PROGRAMS FOR THE TREATMENT OF SUBSTANCE ABUSE. THE PRISON BASED TREATMENT PROGRAMS CONSIST OF FIVE LEVELS OF TREATMENT (HALFWAY HOUSE, 6 MONTHS, 12 MONTHS, REGIMENTED TREATMENT PROGRAMS, AND THERAPEUTIC COMMUNITY). THE COST OF THESE PROGRAMS IS \$1.4 MILLION EXCLUDING PERSONNEL COSTS. THE FUNDING SOURCES ARE RESIDENTIAL SUBSTANCE ABUSE TREATMENT GRANTS, SPECIAL POPULATION TREATMENT UNIT, AND PRIVATE PRISON CONTRACTS.

THE OKLAHOMA DEPARTMENT OF CORRECTIONS DETERMINES EFFECTIVENESS BY RECIDIVISM OF THOSE OFFENDERS THAT HAVE COMPLETED TREATMENT AND RELEASED AND HAVE NOT BEEN RE-INCARCERATED. TREATMENT PROCESS IS EVALUATED BY USING THE CORRECTION PROGRAM ASSESSMENT INVENTORY (CPAI). THEY BEGAN TRACKING PROGRAM PARTICIPATION IN LATE 1999 AND BELIEVE THAT IT WILL TAKE A MINIMUM OF 5 YEARS TO ASSESS THE EFFECTIVENESS BASED ON RECIDIVISM RATES.



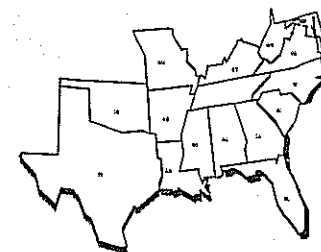
NOTE: THE NUMBER OF DRUG OFFENDERS RELATED TO THE TOTAL INMATE POPULATION FOR OKLAHOMA HAS INCREASED FROM 18.67% IN 1992 TO 26.40% IN 2002.

OKLAHOMA



## STATE CORRECTIONS PROFILE

### SELECTED CHARACTERISTICS OF ADULT INMATES (AS OF JULY 1, 2002)



#### PROFILE QUESTION

AVERAGE AGE AT COMMITMENT:

TOTAL NUMBER OF INMATES 50 YEARS OR OLDER:

AVERAGE SENTENCE FOR NEW COMMITMENTS:  
(EXCLUDING LIFE SENTENCES)

AVERAGE TIME SERVED BY THOSE RELEASED:  
(EXCLUDING LIFE SENTENCES)

THE THREE (3) MOST FREQUENTLY COMMITTED CRIMES FOR WHICH  
INMATES ARE CURRENTLY SERVING TIME:

#### RACE AND SEX DISTRIBUTION:

PERCENTAGE WHITE

PERCENTAGE BLACK

PERCENTAGE OTHER

PERCENTAGE MALE

PERCENTAGE FEMALE

NUMBER OF INMATES SERVING LIFE

NUMBER OF INMATES SERVING LIFE (WITHOUT PAROLE)

NEW COMMITMENTS TO LIFE SENTENCES:

#### STATE RESPONSE:

31 YEARS

515 INMATES

4.42 YEARS

1.92 YEARS

A. DRUGS

B. BURGLARY

C. HOMICIDE

31.50%

67.60%

0.90%

93.20%

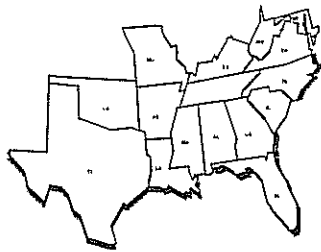
6.80%

1,468 INMATES

439 INMATES

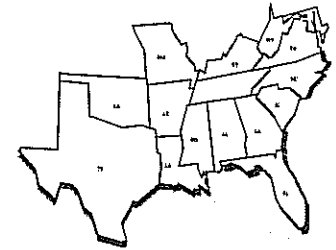
72 INMATES

SOUTH CAROLINA



## STATE CORRECTIONS PROFILE

### SELECTED CHARACTERISTICS OF ADULT INMATES (AS OF JULY 1, 2002)



#### PROFILE QUESTION

INMATES SERVING DEATH SENTENCES:

INMATES EXECUTED IN FY 2002:

INMATES SERVING TWENTY (20) YEARS OR MORE:

INMATES THAT HAVE ALREADY SERVED TWENTY (20)

YEARS OF THEIR CURRENT SENTENCE:

INMATES ADMITTED WHO WERE PAROLE VIOLATORS:

INMATES RELEASED FROM CUSTODY IN FY 02 FOR THE FOLLOWING:

EXPIRATION OF SENTENCE

PAROLE

GOODTIME

PROBATION

DEATH

OTHER

TOTAL

#### STATE RESPONSE:

73 INMATES

1 INMATE

3,125 INMATES

389 INMATES

1,320 INMATES

5,838 INMATES

3,025 INMATES

\* INMATES

2,687 INMATES

65 INMATES

601 INMATES

12,216 INMATES

METHOD IN WHICH "GOODTIME" IS CALCULATED:

\* EXPIRATION AND PROBATION INMATES EARNED  
GOOD TIME TOWARD SENTENCES.

IS MEDICAL-EARLY OR COMPASSIONATE RELEASE ALLOWED:

Yes

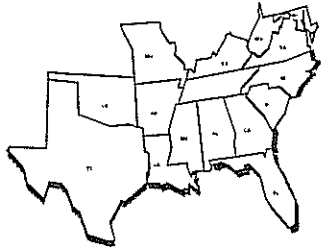
THE SOUTH CAROLINA DEPARTMENT OF CORRECTIONS INSTITUTES A POLICY KNOWN AS THE "MEDICAL FURLOUGH PROGRAM FOR TERMINALLY ILL INMATES". THE POLICY STATES THAT ANY INMATE THAT HAS BEEN DIAGNOSED BY A SOUTH CAROLINA DEPARTMENT OF CORRECTIONS STAFF PHYSICIAN AS HAVING A TERMINAL ILLNESS AND WHO IS NOT ELIGIBLE FOR EARLY PAROLE MAY APPLY FOR A MEDICAL FURLOUGH, WHICH, IF APPROVED WILL ALLOW THE INMATE TO SPEND APPROXIMATELY HIS/HER LAST YEAR AT HOME WITH HIS/HER FAMILY.

INMATES BETWEEN THE AGES OF 17 AND 20:

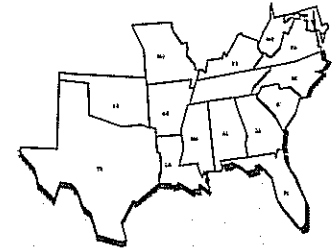
1,754 INMATES

SOUTH CAROLINA

## STATE CORRECTIONS PROFILE



### SELECTED CHARACTERISTICS OF ADULT INMATES (HIV/AIDS AS OF JULY 1, 2002)



#### PROFILE QUESTION

#### STATE RESPONSE:

NUMBER OF AIDS CASES:

239 INMATES

NUMBER OF INMATES TESTED FOR HIV ANTIBODIES

N/A

TESTING OF INMATES BY CATEGORY:

ADMISSION

YES

RANDOM

N/A

INCIDENT

N/A

HIGH RISK GROUP

N/A

SYSTEMS FREQUENCY OF TESTING:

ON ADMISSION, POST-EXPOSURE  
AND CLINICAL INDICATIONS

INMATES TESTING POSITIVE FOR HIV ANTIBODIES:

571 INMATES

INMATES FOUND TO BE POSITIVE FOR HIV ANTIBODIES ARE INCARCERATED IN ONE FACILITY.

MALE HIV POPULATION IS ASSIGNED TO BROAD RIVER CORRECTIONAL INSTITUTION, COLUMBIA, SC.

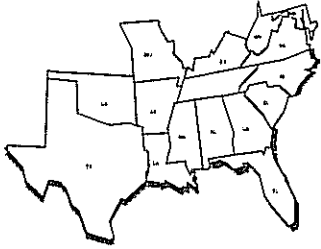
FEMALE HIV POPULATION IS ASSIGNED TO WOMEN'S CORRECTIONAL INSTITUTION, COLUMBIA, SC.

#### COURT ORDER REQUIREMENTS

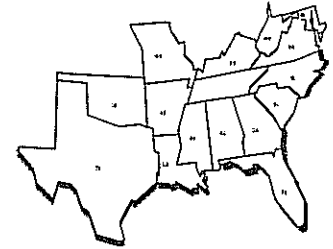
THE SOUTH CAROLINA DEPT. OF CORRECTIONS WAS NOT UNDER A FEDERAL COURT ORDER  
AS OF JULY 1, 2002.

SOUTH CAROLINA

# STATE CORRECTIONS PROFILE



## STATE INITIATIVES



### ELDERLY OR INFIRMED INMATES

THE SOUTH CAROLINA DEPARTMENT OF CORRECTIONS GENERALLY DEFINES ANY INMATES OVER THE AGE OF 55 AS "ELDERLY INMATES." CURRENTLY, SCDC PLACES ALL ELDERLY INMATES IN GENERAL POPULATION AT ALL INSTITUTIONS UNLESS THE INMATE HAS SPECIAL NEEDS (I.E., MEDICAL NEEDS, MENTAL HEALTH NEEDS). SOME ELDERLY INMATES ARE PLACED IN A 20-BED ASSISTED LIVING UNIT LOCATED AT PERRY CORRECTIONAL INSTITUTION. TERMINALLY ILL INMATES WHO A PHYSICIAN DETERMINES HAS LESS THAN ONE YEAR TO LIVE MAY APPLY FOR A MEDICAL FURLOUGH FOR TERMINALLY ILL INMATES. A SPONSOR WILL PROVIDE RESIDENCE AND ASSUME COMPLETE FINANCIAL RESPONSIBILITY FOR LIVING EXPENSES AND MEDICAL CARE FOR THE INMATE. THE REQUEST MUST ALSO INCLUDE A SIGNED STATEMENT FROM A COMMUNITY PHYSICIAN AGREEING THEY WILL PROVIDE MEDICAL CARE FOR THE FURLOUGHED INMATE AND THAT SCDC WILL NOT BE LIABLE FOR ANY COSTS. ALL REQUESTS REQUIRE THE AGENCY DIRECTOR'S APPROVAL.

### PRISON BASED SUBSTANCE ABUSE TREATMENT PROGRAMS

CURRENTLY, THE SOUTH CAROLINA DEPARTMENT OF CORRECTIONS PROVIDES A MODALITY OF PRISON-BASED SUBSTANCE ABUSE TREATMENT PROGRAMS REFERRED TO AS A THERAPEUTIC COMMUNITY. THERAPEUTIC COMMUNITIES WITHIN THE DEPARTMENT OF CORRECTIONS ARE FORMED FOR MUTUAL ADVANTAGE FOR OFFENDERS WHO ARE CHEMICALLY DEPENDENT. THE COMMON GOAL OF THESE PROGRAMS IS CHANGE. IN ADDITION TO THE RESIDENTIAL PROGRAMMING, THE SCDC ALSO OFFERS NON-RESIDENTIAL LEVELS OF PROGRAMMING TO INCLUDE THOSE THAT ARE CONSIDERED LOW INTENSITY (EDUCATIONAL), AND LOW/MODERATE (EDUCATIONAL & GROUP).

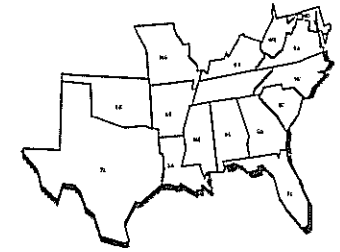
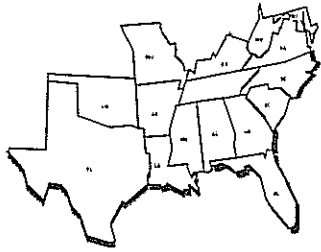
THE S.C. DEPARTMENT OF CORRECTIONS HAS THE FOLLOWING SUBSTANCE ABUSE TREATMENT PROGRAMS:

<u>PROGRAM NAME</u>	<u>FEDERAL FUNDS</u>	<u>STATE FUNDS</u>	<u>TOTAL FUNDS</u>	<u>FUNDING SOURCE</u>
GOODMADN CI	\$0	\$141,480	\$141,480	STATE FUNDED
LEATH CI	\$335,843	\$181,739	\$517,582	RES. SUB. ABUSE TREATMENT GRANT
LEE CI	\$1,115,647	\$123,960	\$1,239,608	VIOLENT OFFENDER INCR. / TRUTH IN SENTENCING GRANT
TURBEVILLE CI	\$679,705	\$389,924	\$1,069,629	RES. SUB. ABUSE TREATMENT GRANT
<u>STATE INSTITUTION</u>	<u>\$0</u>	<u>\$70,000</u>	<u>\$70,000</u>	<u>STATE FUNDED</u>
TOTAL	\$2,131,195	\$907,103	\$3,038,299	

## SOUTH CAROLINA

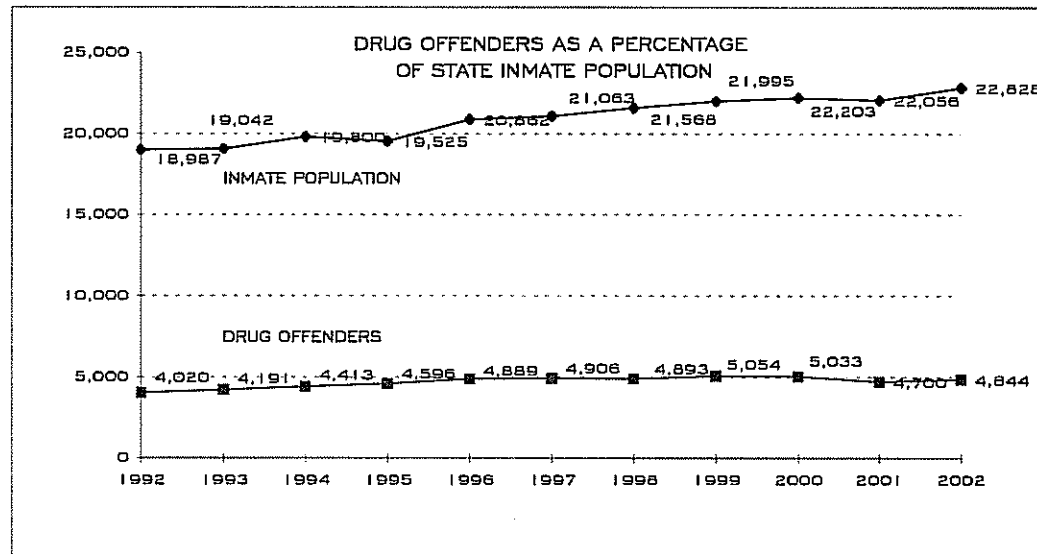


## STATE CORRECTIONS PROFILE



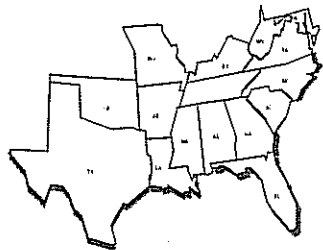
### PRISON BASED SUBSTANCE ABUSE TREATMENT PROGRAMS (CONTINUED)

THE EFFECTIVENESS OF THE SUBSTANCE ABUSE PROGRAMS IS EVALUATED BY COMPARING THE REINCARCERATION RATES OF THOSE WHO HAVE HAD SUBSTANCE USE/ABUSE TREATMENT TO THOSE WHO HAVE NOT. ALSO, RECIDIVISM RATES FOR THOSE IN THE PROGRAM ARE COMPARED TO INMATES IN GENERAL POPULATION. THE CURRENT RECIDIVISM RATE IS APPROXIMATELY 28% IN COMPARISON TO THREE-YEAR FIGURE OF 21% FOR THOSE IN SUBSTANCE ABUSE TREATMENT.



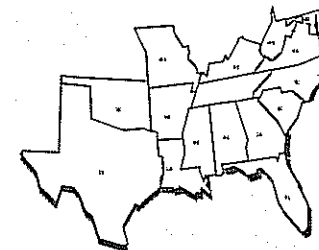
NOTE: THE NUMBER OF DRUG OFFENDERS RELATED TO THE TOTAL INMATE POPULATION FOR SOUTH CAROLINA HAS REMAINED FAIRLY CONSTANT AT ABOUT 20% OVER THE LAST 10 YEARS.

## SOUTH CAROLINA



## STATE CORRECTIONS PROFILE

### SELECTED CHARACTERISTICS OF ADULT INMATES (AS OF JULY 1, 2002)



#### PROFILE QUESTION

AVERAGE AGE AT COMMITMENT:

TOTAL NUMBER OF INMATES 50 YEARS OR OLDER:

AVERAGE SENTENCE FOR NEW COMMITMENTS:  
(EXCLUDING LIFE SENTENCES)

AVERAGE TIME SERVED BY THOSE RELEASED:  
(EXCLUDING LIFE SENTENCES)

THE THREE (3) MOST FREQUENTLY COMMITTED CRIMES FOR WHICH  
INMATES ARE CURRENTLY SERVING TIME:

RACE AND SEX DISTRIBUTION:

PERCENTAGE WHITE

PERCENTAGE BLACK

PERCENTAGE OTHER

PERCENTAGE MALE

PERCENTAGE FEMALE

NUMBER OF INMATES SERVING LIFE

NUMBER OF INMATES SERVING LIFE (WITHOUT PAROLE)

NEW COMMITMENTS TO LIFE SENTENCES:

#### STATE RESPONSE:

32.5 YEARS

592 INMATES

5.4 YEARS

4.1 YEARS

A. HOMICIDE

B. ROBBERY

C. DRUGS

47.00%

51.00%

2.00%

94.00%

6.00%

1,728 INMATES

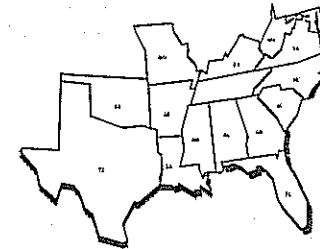
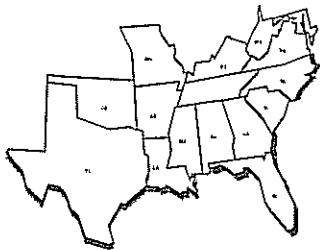
195 INMATES

98 INMATES

TENNESSEE

# STATE CORRECTIONS PROFILE

## SELECTED CHARACTERISTICS OF ADULT INMATES (AS OF JULY 1, 2002)



### PROFILE QUESTION

INMATES SERVING DEATH SENTENCES:

INMATES EXECUTED IN FY 2002:

INMATES SERVING TWENTY (20) YEARS OR MORE:

INMATES THAT HAVE ALREADY SERVED TWENTY (20)

YEARS OF THEIR CURRENT SENTENCE:

INMATES ADMITTED WHO WERE PAROLE VIOLATORS:

INMATES RELEASED FROM CUSTODY IN FY 02 FOR THE FOLLOWING:

EXPIRATION OF SENTENCE

PAROLE

GOODTIME

PROBATION

DEATH

OTHER

TOTAL

### STATE RESPONSE:

96 INMATES

0 INMATE

3,419 INMATES

860 INMATES

1,858 INMATES

4,191 INMATES

3,007 INMATES

N/A INMATES

4,326 INMATES

65 INMATES

1,296 INMATES

12,885 INMATES

METHOD IN WHICH "GOODTIME" IS CALCULATED:

NO RESPONSE

IS MEDICAL-EARLY OR COMPASSIONATE RELEASE ALLOWED:

NO

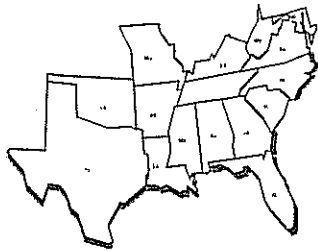
BY STATUTE, THE COMMISSIONER MAY GRANT FURLOUGHS FOR MEDICAL REASONS TO INMATES WHO MEET VERY STRICT CRITERIA. THIS FURLOUGH MAY BE REVOKED AT ANY TIME. THERE WERE 3 INMATES GRANTED FOR FY 02.

INMATES BETWEEN THE AGES OF 17 AND 20:

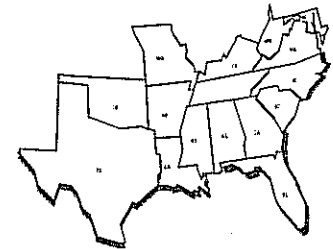
438 INMATES

TENNESSEE

## STATE CORRECTIONS PROFILE



### SELECTED CHARACTERISTICS OF ADULT INMATES (HIV/AIDS AS OF JULY 1, 2002)



#### PROFILE QUESTION

#### STATE RESPONSE:

NUMBER OF HIV/AIDS CASES:

231 INMATES

NUMBER OF INMATES TESTED FOR HIV ANTIBODIES

4,571 INMATES

#### TESTING OF INMATES BY CATEGORY:

ADMISSION

4,571 INMATES

RANDOM

☐

INCIDENT

☐

HIGH RISK GROUP

☐

SYSTEMS FREQUENCY OF TESTING:

TESTING IS MANDATORY FOR INMATES UNDER AGE 21. INMATES  
OVER 21 ARE TESTED AS NEEDED.

INMATES TESTING POSITIVE FOR HIV ANTIBODIES:

231 INMATES

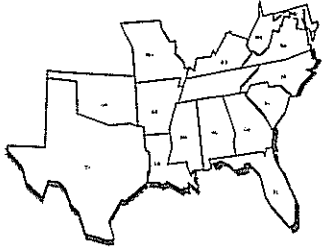
THE TENNESSEE DEPARTMENT OF CORRECTIONS DOES NOT SEGREGATE OR ISOLATE HIV-INFECTED INMATES.  
THE TENNESSEE DEPARTMENT OF CORRECTIONS DOES NOT DELINEATE BETWEEN HIV AND AIDS CASES.

### ALTERNATIVES TO INCARCERATION

COMMUNITY CORRECTIONS GRANT PROGRAMS SERVE AS AN ALTERNATIVE TO INCARCERATION FOR  
TARGET POPULATIONS OF OFFENDERS, ENSURING THE COURTS A RANGE OF SENTENCING OPTIONS.  
THE INTENSIVE PROBATION PROGRAM IS AVAILABLE TO DIVERT OFFENDERS FROM INSTITUTIONS  
WHO WOULD OTHERWISE BE INCARCERATED. THIS SUPERVISION DOES INVOLVE EVENING AND  
WEEKEND HOME VISITS, ELECTRONIC MONITORING AND RANDOM DRUG SCREENS.

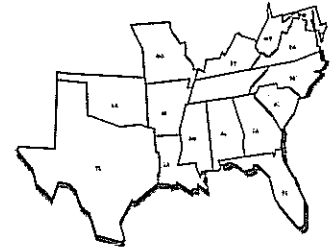
TENNESSEE

## STATE CORRECTIONS PROFILE



### COURT ORDER REQUIREMENTS

THE TENNESSEE DEPARTMENT OF CORRECTIONS IS NOT CURRENTLY UNDER A FEDERAL OR STATE COURT ORDER DURING THE YEAR ENDING JUNE 30, 2002.



### STATE INITIATIVES

#### ELDERLY OR INFIRMED INMATES

TENNESSEE CURRENTLY HAS NO LEGISLATION ADDRESSING ISSUES OF AGING INMATES. THERE ARE NO SEPARATE FACILITIES DEVOTED EXCLUSIVELY TO ELDERLY OR INFIRMED INMATES. TWO FACILITIES HAVE HOUSING UNITS SET ASIDE FOR GERIATRIC INMATES. THE WAYNE COUNTY BOOT CAMP HAS 48 BEDS FOR GERIATRIC INMATES AND THE DeBERRY SPECIAL NEEDS FACILITY HAS 96 BEDS FOR INMATES WHO REQUIRE A SHELTERED LIVING ENVIRONMENT. THERE IS NO SEPARATE FUNDING FOR ELDERLY INMATES. AS PART OF ITS LONG RANGE PLAN, THE DEPARTMENT HAS PROPOSED A LONG-TERM NURSING HOME TYPE UNIT BE LOCATED WITHIN THE DeBERRY SPECIAL NEEDS FACILITY IN NASHVILLE.

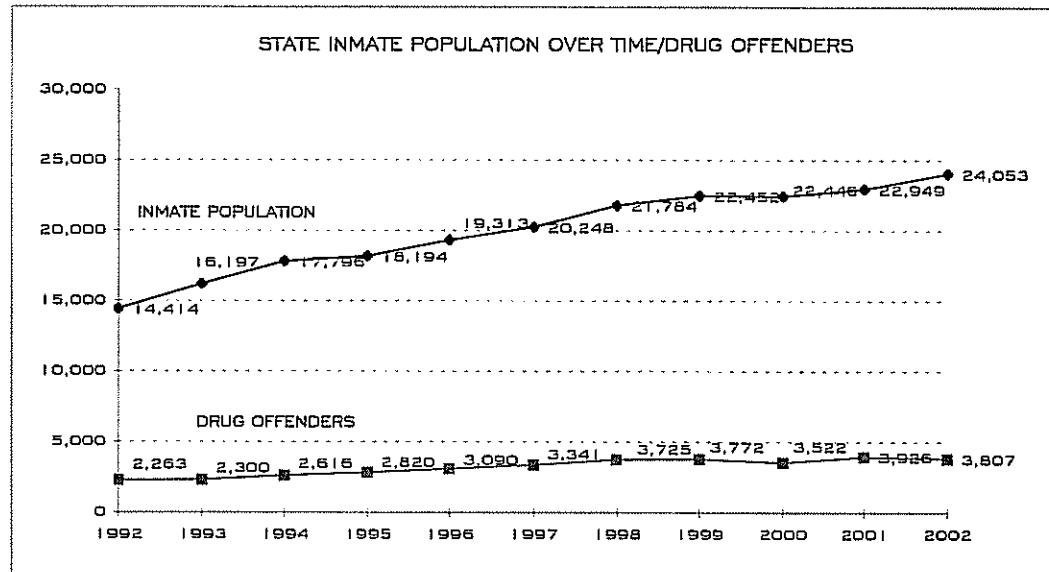
### TENNESSEE

# STATE CORRECTIONS PROFILE

## STATE INITIATIVES (CONTINUED)

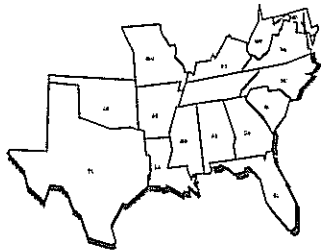
### PRISON BASED SUBSTANCE ABUSE TREATMENT PROGRAMS

THE TENNESSEE DEPARTMENT OF CORRECTIONS HAS A NUMBER OF SUBSTANCE ABUSE TREATMENT PROGRAMS INCLUDING MODIFIED THERAPEUTIC COMMUNITY PROGRAMS, STRUCTURED SELF-HELP PROGRAMS, GROUP COUNSELING PROGRAMS, ETC. THE LENGTH OF THESE PROGRAMS RANGES FROM 10 WEEKS TO 24 MONTHS AND THE ANNUAL PROGRAM CAPACITY OF THESE PROGRAMS IS 1,428. THE TOTAL COST ASSOCIATED WITH THE SUBSTANCE ABUSE PROGRAMS IS \$1.2 MILLION. THIS INCLUDES STATE AND FEDERAL (BYRNE \$137,000 AND RSAT \$331,500) FUNDS.



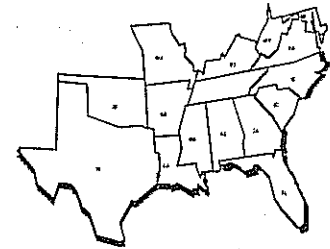
NOTE: THE NUMBER OF DRUG OFFENDERS RELATED TO THE TOTAL INMATE POPULATION FOR TENNESSEE HAS SLIGHTLY INCREASED FROM 15.7% IN 1992 TO 15.83% IN 2002.

## TENNESSEE



## STATE CORRECTIONS PROFILE

### SELECTED CHARACTERISTICS OF ADULT INMATES (AS OF JULY 1, 2002)



#### PROFILE QUESTION

AVERAGE AGE AT COMMITMENT:

TOTAL NUMBER OF INMATES 50 YEARS OR OLDER:

AVERAGE SENTENCE FOR NEW COMMITMENTS:  
(EXCLUDING LIFE SENTENCES)

AVERAGE TIME SERVED BY THOSE RELEASED:  
(EXCLUDING LIFE SENTENCES)

THE THREE (3) MOST FREQUENTLY COMMITTED CRIMES FOR WHICH  
INMATES ARE CURRENTLY SERVING TIME:

#### RACE AND SEX DISTRIBUTION:

PERCENTAGE WHITE

PERCENTAGE BLACK

PERCENTAGE OTHER

PERCENTAGE MALE

PERCENTAGE FEMALE

NUMBER OF INMATES SERVING LIFE

NUMBER OF INMATES SERVING LIFE (WITHOUT PAROLE)

NEW COMMITMENTS TO LIFE SENTENCES:

#### STATE RESPONSE:

31.28 YEARS

1,415 INMATES

7.01 YEARS

4.6 YEARS

A. DRUGS

B. ROBBERY

C. BURGLARY

31.20%

41.20%

27.60%

92.30%

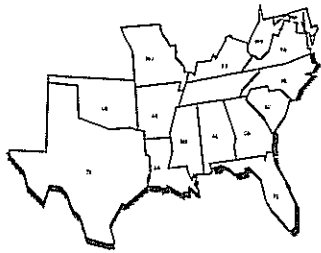
7.70%

7,660 INMATES

0

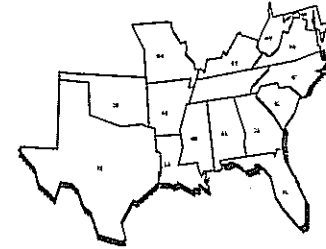
296 INMATES

TEXAS



## STATE CORRECTIONS PROFILE

### SELECTED CHARACTERISTICS OF ADULT INMATES (AS OF JULY 1, 2002)



#### PROFILE QUESTION

INMATES SERVING DEATH SENTENCES:

INMATES EXECUTED IN FY 2002:

INMATES SERVING TWENTY (20) YEARS OR MORE:

INMATES THAT HAVE ALREADY SERVED TWENTY (20)

YEARS OF THEIR CURRENT SENTENCE:

INMATES ADMITTED WHO WERE PAROLE VIOLATORS:

INMATES RELEASED FROM CUSTODY IN FY 02 FOR THE FOLLOWING:

EXPIRATION OF SENTENCE

PAROLE

GOODTIME

PROBATION

DEATH

OTHER

TOTAL

#### STATE RESPONSE:

455 INMATES

18 INMATES

42,317 INMATES

2,065 INMATES

9,554 INMATES

5,719 INMATES

14,596 INMATES

20,124 INMATES

628 INMATES

449 INMATES

N/A INMATES

41,516 INMATES

METHOD IN WHICH "GOODTIME" IS CALCULATED:

ELIGIBILITY REQUIRES PRISON TIME PLUS GOOD  
CONDUCT TIME TO EQUAL THE TOTAL SENTENCE.

IS MEDICAL-EARLY OR COMPASSIONATE RELEASE ALLOWED:

YES

ARTICLE 42.18, SECTION 8 (M) OF THE TEXAS CODE OF CRIMINAL PROCEDURE/SPECIAL NEEDS RELEASES: THE CODE OF CRIMINAL PROCEDURE STIPULATES THAT SOME ELDERLY, PHYSICALLY HANDICAPPED, MENTALLY ILL, TERMINALLY ILL OR MENTALLY RETARDED INMATES MAY BE RELEASED FROM THE TDCJ-ID BEFORE THEIR PAROLE DATE, WITH WRITTEN DOCUMENTATION AND RECOMMENDATIONS FROM THE INSTITUTIONAL DIVISION PHYSICIANS.

NUMBER OF INMATES RELEASED IN FY 2002 BASED ON THE ABOVE:

65 INMATES

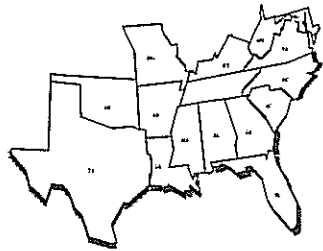
INMATES BETWEEN THE AGES OF 17 AND 20:

6,250 INMATES

TEXAS



## STATE CORRECTIONS PROFILE



### SELECTED CHARACTERISTICS OF ADULT INMATES (HIV/AIDS AS OF JULY 1, 2002)

#### PROFILE QUESTION

NUMBER OF AIDS CASES:

NUMBER OF INMATES TESTED FOR HIV ANTIBODIES

TESTING OF INMATES BY CATEGORY:

ADMISSION

RANDOM

INCIDENT

HIGH RISK GROUP

SYSTEMS FREQUENCY OF TESTING:

INMATES TESTING POSITIVE FOR HIV ANTIBODIES:

THE TEXAS DEPARTMENT OF CORRECTIONS DOES NOT SEGREGATE OR ISOLATE HIV-INFECTED INMATES.

#### METHODS OF RELIEVING OVERCROWDING

TEXAS STATUTES DEFINE THE MAXIMUM CAPACITY AS 100% OF THE MAXIMUM SYSTEM POPULATION, WHICH IS THE TOTAL NUMBER OF PRISONERS WHO MAY BE ASSIGNED TO THE INSTITUTIONAL DIVISION. THE MAXIMUM CAPACITY MAY BE INDEFINITELY REDUCED BY EXECUTIVE DIRECTOR AS NEEDED FOR CERTAIN PURPOSES.

#### COURT ORDER REQUIREMENTS

THE TEXAS DEPARTMENT OF CORRECTIONS WAS NOT UNDER A FEDERAL OR STATE COURT ORDER DURING THE YEAR ENDING JUNE 30, 2002.

#### STATE RESPONSE:

772 INMATES

5,360 INMATES  
(JAN. 1 - JULY 30, 2002)

N/A

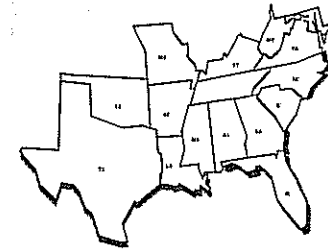
N/A

N/A

N/A

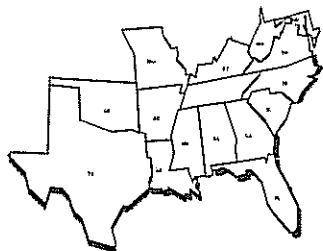
UPON INCIDENT AND HIGH RISK GROUPS

311 INMATES  
(JAN. 1 - JULY 30, 2002)



TEXAS

## STATE CORRECTIONS PROFILE



### STATE INITIATIVES

#### ELDERLY OR INFIRMED INMATES

THE CRIMINAL JUSTICE POLICY COUNCIL ISSUED A REPORT IN 2001 THAT PROJECTED A SUBSTANTIAL GROWTH IN THE NUMBER OF OLDER OFFENDERS WITHIN THE NEXT TEN YEARS. THE ELDERLY INMATE POPULATION IS PROJECTED TO INCREASE FROM 4,779 INMATES IN 1998 TO OVER 10,000 INMATES IN 2008. THIS INCREASE IN POPULATION MAY CAUSE THE HEALTH CARE COSTS OF THE ELDERLY INMATE POPULATION TO MORE THAN DOUBLE DURING THIS PERIOD. THE PRISON SYSTEM'S ANNUAL HEALTH CARE COST FOR ELDERLY INMATES MAY INCREASE FROM \$27 MILLION PER YEAR IN 1999 TO \$56 MILLION IN 2008.

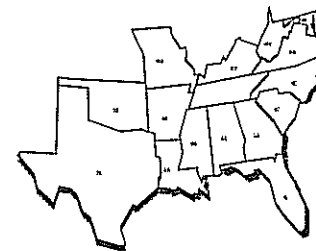
TDCJ CLUSTERS ELDERLY INMATES IN CERTAIN UNITS. SEVEN UNITS HAVE BEEN DESIGNATED TO HOUSE THE MAJORITY OF THE ELDERLY OFFENDERS. THE DESIGNATED GERIATRIC UNIT, LOCATED IN THE ESTELLE UNIT, HOUSES OFFENDERS WHO REQUIRE A SHELTERED ENVIRONMENT AND MAY NEED SPECIALTY SERVICES. THE CAPACITY FOR THIS UNIT IS 60 BEDS. INMATES WAITING FOR TRANSFER TO THE ESTELLE GERIATRIC UNIT ARE USUALLY HOUSED IN THE PACK UNIT, WHICH HAS 108 ASSIGNED OVERFLOW BEDS.

CURRENTLY, THERE IS NO NEW LEGISLATION WHICH HAS BEEN ENACTED SPECIFICALLY ADDRESSING THIS ISSUE.

#### PRISON BASED SUBSTANCE ABUSE TREATMENT PROGRAMS

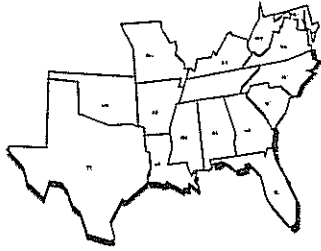
THE TEXAS DEPARTMENT OF CRIMINAL JUSTICE HAS IDENTIFIED THE FOLLOWING FORMS OF SUBSTANCE ABUSE TREATMENT PROGRAMS: (ESTIMATED FY 02 EXPENDITURES FOR PROGRAMS IS \$68.6 MILLION AND HAS ADMISSIONS/ENROLLMENT OF 44,715.)

(1) SUBSTANCE ABUSE FELONY PUNISHMENT FACILITIES - AN INTENSIVE NINE TO TWELVE MONTH THERAPEUTIC COMMUNITY PROGRAM SENTENCED BY A JUDGE AS A CONDITION OF PROBATION OR AS A MODIFICATION OF PAROLE/PROBATION. THE PROGRAM CONSISTS OF ORIENTATION, MAIN TREATMENT, AND RE-ENTRY. OFFENDERS MAY ALSO PARTICIPATE IN PEER SUPPORT GROUPS.



TEXAS

## STATE CORRECTIONS PROFILE



### PRISON BASED SUBSTANCE ABUSE TREATMENT PROGRAMS (CONTINUED)

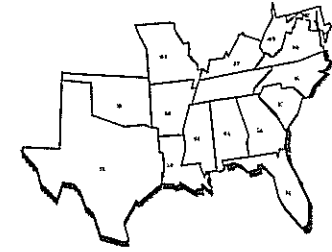
(2) IN-PRISON THERAPEUTIC COMMUNITY-9 TO 12 MONTH INTENSIVE THERAPEUTIC COMMUNITY TREATMENT PROGRAM FOR OFFENDERS IDENTIFIED AS NEEDING SUBSTANCE ABUSE TREATMENT; PARTICIPATION BY PAROLE BOARD VOTE, RELEASED ON PAROLE AFTER PROGRAM COMPLETION TO COMMUNITY RESIDENTIAL FACILITY FOR 3 MONTHS FOLLOWED BY OUTPATIENT TREATMENT FOR 12 MONTHS.

(3) PRE-RELEASE SUBSTANCE ABUSE PROGRAM - AN INTENSIVE 6-MONTH TREATMENT PROGRAM FOR OFFENDERS WITH SERIOUS SUBSTANCE ABUSE/DEPENDENCY AND ANTISOCIAL CHARACTERISTICS FROM INSTITUTIONAL DIVISION UNITS. THESE OFFENDERS ARE WITHIN 6 TO 9 MONTHS OF RELEASE AS IDENTIFIED BY THE TEXAS DEPARTMENT OF CRIMINAL JUSTICE CLASSIFICATION DEPARTMENT AND PAROLE DIVISION. TREATMENT MODALITY IS SIMILAR TO SUBSTANCE ABUSE FELONY PUNISHMENT FACILITIES, BUT IS MUCH MORE CONDENSED. OFFENDERS MAY PARTICIPATE IN PEER SUPPORT GROUPS.

(4) STATE JAIL SUBSTANCE ABUSE TREATMENT PROGRAM - OFFERS FIVE SEPARATE PROGRAMS FOR OFFENDERS WITH FOURTH DEGREE FELONIES WHO ARE SENTENCED BY A JUDGE TO SERVE A SENTENCE FOR NOT MORE THAN TWO YEARS.

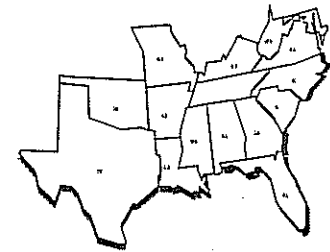
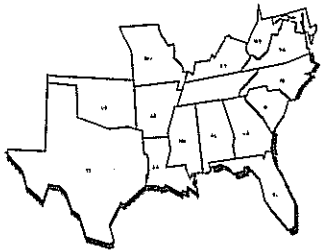
(5) INTERMEDIATE SANCTION FACILITY (ISF) - A PAROLE PROGRAM DESIGNED TO TREAT OFFENDERS WHO HAVE RELAPSED.

(6) INSTITUTIONAL SUBSTANCE ABUSE EDUCATIONAL PROGRAM - ALL INSTITUTIONAL DIVISION OFFENDERS ARE REFERRED TO THE ADDICTION AND HUMAN DEVELOPMENT EDUCATION PROGRAM AS IT BENEFITS EVEN NON-DRINKERS/NON-USERS. THE PROGRAM INVOLVES SCREENING TO HELP DETERMINE SEVERITY OF ANY ALCOHOL OR DRUG PROGRAMS, AND PRIORITIZING PROGRAM PARTICIPATION. DRUG EDUCATION IS PROVIDED TO OFFENDERS AS SOON AS POSSIBLE AFTER INCARCERATION.



TEXAS

## STATE CORRECTIONS PROFILE



### PRISON BASED SUBSTANCE ABUSE TREATMENT PROGRAMS (CONTINUED)

(7) CONTINUUM OF CARE - SUCCESSFUL GRADUATES OF THE SUBSTANCE ABUSE TREATMENT PROGRAMS AT THE SAFP FACILITIES AND IPTC'S PROGRESS TO ONE OF THE TRANSITIONAL TREATMENT CENTERS OPERATED UNDER CONTRACT MONITORED BY THE PAROLE DIVISION AND THE SUBSTANCE ABUSE TREATMENT PROGRAM. PARTICIPANTS RESIDE FOR 3 MONTHS AT THE TTC, BUT OBTAIN EMPLOYMENT IN THE LOCAL COMMUNITY. SUBSTANCE ABUSE TREATMENT AND THE THERAPEUTIC GROUP PROCESS CONTINUE DURING THE RESIDENTS' TIME IN THE TTC. UPON LEAVING THE TTC, PARTICIPANTS CONTINUE FURTHER TREATMENT FOR ONE YEAR ON AN OUTPATIENT BASIS WITH AN AFTERCARE PROVIDER. THUS, THE CONTINUUM OF CARE, FROM SAFP OR IPTC THROUGH THE TTC AND AFTERCARE PROCESS, IS TWO YEARS.

### EVALUATION

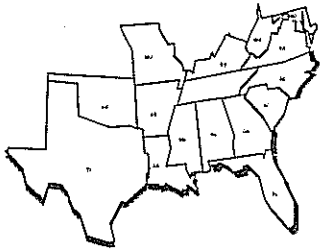
PERFORMANCE MEASURES AS OUTLINED IN THE CONTRACT AND AUDITS PERFORMED REGULARLY ARE TWO PROCEDURES USED TO TRACK THE EFFECTIVENESS OF THE SUBSTANCE ABUSE TREATMENT PROGRAMS. THE CRIMINAL JUSTICE POLICY COUNCIL'S COMPARISON OF RECIDIVISM RATES FOR 1993, 1994, AND 1995 AS WELL AS THE 1997/98 COMPARISON ARE ALSO METHODS OF EVALUATING THE EFFECTIVENESS OF THE PROGRAM. THE SUBSTANCE ABUSE TREATMENT PROGRAM IS EVOLVING AND CONTINUALLY IMPROVING AS METHODS OF EVALUATION INCREASE EACH YEAR.

### TRACKING

PARTICIPANTS ARE TRACKED THROUGH THE SUBSTANCE ABUSE MASTER PLAN INFORMATION MANAGEMENT SYSTEM (SAMPIMS). THE SAMPIMS IS CURRENTLY UNDER REVIEW TO ADEQUATELY DETERMINE WHAT IMPROVEMENTS TO THE SYSTEM CAN BE MADE TO BETTER SUPPORT THE SUBSTANCE ABUSE INITIATIVE.

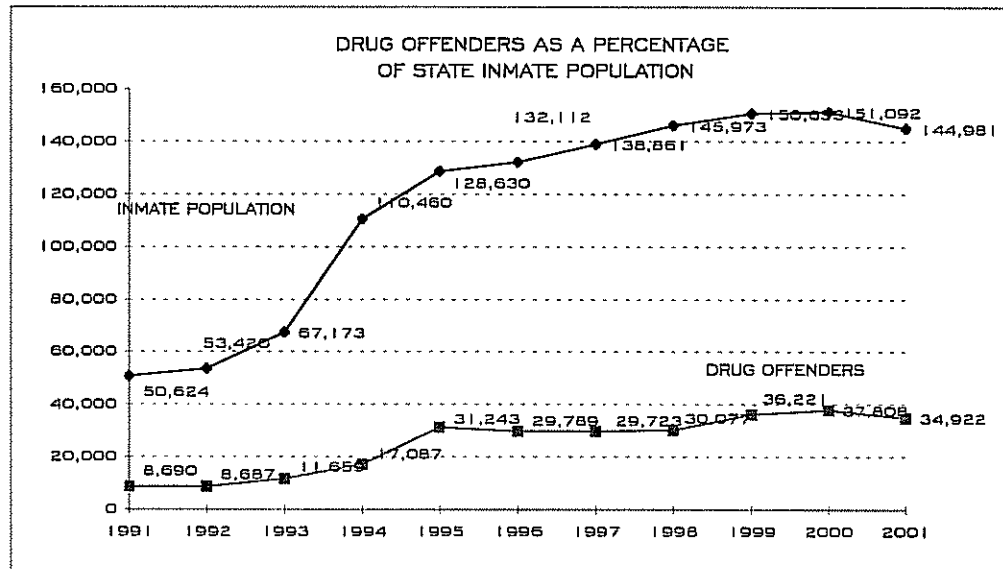
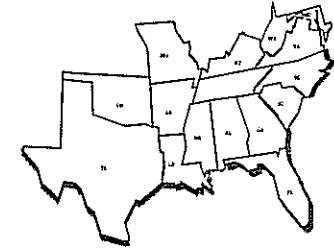
TEXAS

# STATE CORRECTIONS PROFILE



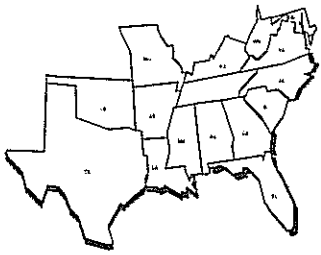
## RECIDIVISM RATES

RECIDIVISM RATES ARE COMPARED BETWEEN OFFENDERS WHO PARTICIPATED IN THE SUBSTANCE ABUSE PROGRAMS VERSUS OFFERS THAT MAY BE ELIGIBLE FOR THE PROGRAMS, BUT WHO DID NOT PARTICIPATE IN THE PROGRAMS. THE COMPARISON WAS MADE FOR OFFENDERS WHO PARTICIPATED IN THE IN-PRISON THERAPEUTIC TREATMENT COMMUNITIES (IPTC) AND THE SUBSTANCE ABUSE FELONY PUNISHMENT FACILITIES (SAFPF) VERSUS OFFENDERS WHO MAY HAVE BEEN ELIGIBLE FOR PARTICIPATION IN THESE PROGRAMS, BUT WHO DID NOT PARTICIPATE. THE CRIMINAL JUSTICE POLICY COUNCIL (CJPC) COMPLETED A THREE-YEAR RECIDIVISM TRACKING OF OFFENDERS PARTICIPATING IN SUBSTANCE ABUSE TREATMENT PROGRAMS FOR 1993, 1994, AND 1995. THE CJPC IS CURRENTLY TRACKING A 2-YEAR RECIDIVISM RATE FOR THE COMPARISON POPULATION FOR FISCAL YEAR 1997 AND 1998.



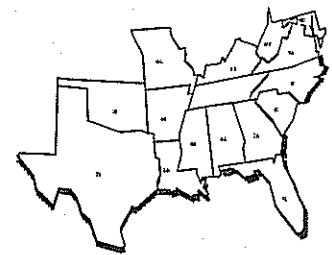
NOTE: THE NUMBER OF DRUG OFFENDERS RELATED TO THE TOTAL INMATE POPULATION FOR TEXAS HAS INCREASED FROM 17.17% IN 1991 TO 24.09% IN 2001. (PREVIOUS YEARS INFORMATION IS NOT AVAILABLE.)

TEXAS



## STATE CORRECTIONS PROFILE

### SELECTED CHARACTERISTICS OF ADULT INMATES (AS OF JULY 1, 2002)



#### PROFILE QUESTION

AVERAGE AGE AT COMMITMENT:

TOTAL NUMBER OF INMATES 50 YEARS OR OLDER:

AVERAGE SENTENCE FOR NEW COMMITMENTS:  
(EXCLUDING LIFE SENTENCES)

AVERAGE TIME SERVED BY THOSE RELEASED:  
(EXCLUDING LIFE SENTENCES)

THE THREE (3) MOST FREQUENTLY COMMITTED CRIMES FOR WHICH  
INMATES ARE CURRENTLY SERVING TIME:

#### RACE AND SEX DISTRIBUTION:

PERCENTAGE WHITE

PERCENTAGE BLACK

PERCENTAGE OTHER

PERCENTAGE MALE

PERCENTAGE FEMALE

NUMBER OF INMATES SERVING LIFE

NUMBER OF INMATES SERVING LIFE (WITHOUT PAROLE)

NEW COMMITMENTS TO LIFE SENTENCES:

#### STATE RESPONSE:

32.7 YEARS

525 INMATES

3.27 YEARS

3.48 YEARS

A. LARCENY/FRAUD

B. DRUGS

C. BURGLARY

32.90%

65.90%

1.20%

93.20%

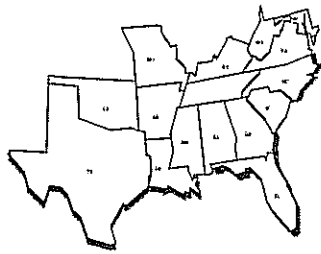
6.80%

1,864 INMATES

N/A

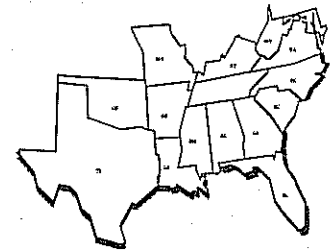
58 INMATES

VIRGINIA



## STATE CORRECTIONS PROFILE

### SELECTED CHARACTERISTICS OF ADULT INMATES (AS OF JULY 1, 2002)



#### PROFILE QUESTION

INMATES SERVING DEATH SENTENCES:

INMATES EXECUTED IN FY 2002:

INMATES SERVING TWENTY (20) YEARS OR MORE:

INMATES THAT HAVE ALREADY SERVED TWENTY (20)

YEARS OF THEIR CURRENT SENTENCE:

INMATES ADMITTED WHO WERE PAROLE VIOLATORS:

INMATES RELEASED FROM CUSTODY IN FY 2002 FOR THE FOLLOWING:

EXPIRATION OF SENTENCE

PAROLE

GOODTIME

PROBATION

DEATH

OTHER

TOTAL

#### STATE RESPONSE:

24 INMATES

4 INMATES

N/A

N/A

N/A

1,625 INMATES

3,106 INMATES

0 INMATES

5,615 INMATES

71 INMATES

2 INMATES

10,419 INMATES

METHOD IN WHICH "GOODTIME" IS CALCULATED:

N/A

IS MEDICAL-EARLY OR COMPASSIONATE RELEASE ALLOWED:

THE PAROLE BOARD ADMINISTRATIVE PROCEDURE HAS CONDITIONAL RELEASE OF GERIATRIC INMATES.

NUMBER OF INMATES RELEASED IN FY 2002 BASED ON THE ABOVE:

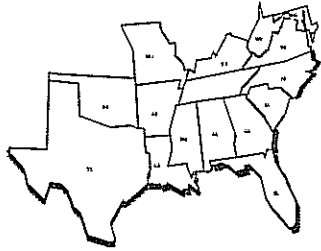
N/A

INMATES BETWEEN THE AGES OF 17 AND 20:

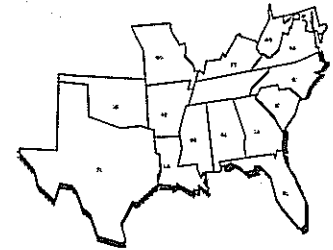
N/A

VIRGINIA

## STATE CORRECTIONS PROFILE



### SELECTED CHARACTERISTICS OF ADULT INMATES (HIV/AIDS AS OF JULY 1, 2002)



#### PROFILE QUESTION

#### STATE RESPONSE:

NUMBER OF AIDS CASES:

507 INMATES

NUMBER OF INMATES TESTED FOR HIV ANTIBODIES

3,536 INMATES

TESTING OF INMATES BY CATEGORY:

ADMISSION

N/A

RANDOM

N/A

INCIDENT

YES

HIGH RISK GROUP

YES

SYSTEMS FREQUENCY OF TESTING:

INMATE REQUEST OR RISK FACTOR

INMATES TESTING POSITIVE FOR HIV ANTIBODIES:

56 INMATES

THE VIRGINIA DEPARTMENT OF CORRECTIONS DOES NOT SEGREGATE OR ISOLATE HIV-INFECTED INMATES.

#### METHODS OF RELIEVING OVERCROWDING

VIRGINIA USES THE TERM CAPACITY TO DEFINE THE NUMBER OF BEDS AVAILABLE FOR ASSIGNMENT.

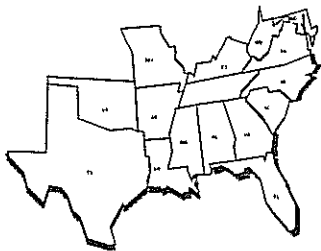
VIRGINIA USES BOTH ELECTRONIC MONITORING AND DRUG COURTS AS ALTERNATIVES TO INCARCERATION, BUT BUDGET CUTS HAVE REDUCED TREATMENT FUNDS AND SERVICE CAPACITY.

#### COURT ORDER REQUIREMENTS

THE VIRGINIA DEPARTMENT OF CORRECTIONS WAS NOT UNDER A FEDERAL OR STATE COURT ORDER AS OF JUNE 30, 2002.

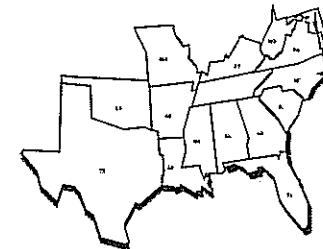
VIRGINIA





## STATE CORRECTIONS PROFILE

### STATE INITIATIVES

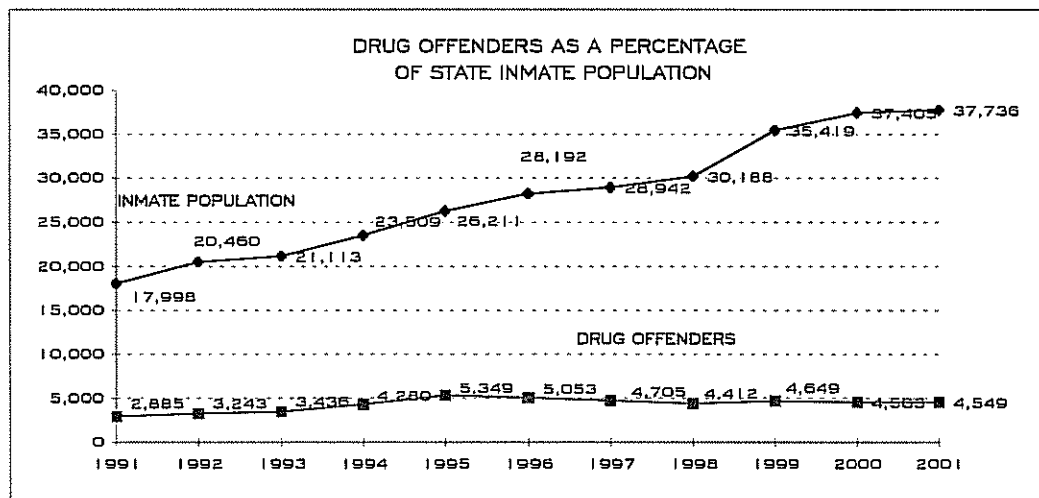


#### ELDERLY OR INFIRMED INMATES

HEALTH CARE IS BASED ON PATIENT FUNCTIONALITY AND NOT AGE. IF A PATIENT REQUIRES ASSISTANCE WITH 3 OR MORE ACTIVITIES OF DAILY LIVING, THEN THEY ARE HOUSED AT THE POWHATAN, GREENSVILLE, OR FLUVANNA (WOMEN ONLY) INFIRMARIES. IF THE PATIENT REQUIRES HELP WITH 1 OR 2 ACTIVITIES OF DAILY LIVING, THEN HE IS HOUSED AT DEERFIELD'S ASSISTED LIVING UNIT. SKILLED NURSING CARE IS ABOUT \$100 PER DAY, AND ASSISTED LIVING IS ABOUT \$25 PER DAY IN ADDITION TO NORMAL HOUSING COSTS.

#### PRISON BASED SUBSTANCE ABUSE TREATMENT PROGRAMS

ALL PRISONS OFFER A SUBSTANCE ABUSE PSYCHO-EDUCATION CURRICULUM AND MANY OFFER GROUP COUNSELING. VIRGINIA'S FLAGSHIP PROGRAMS ARE SUBSTANCE ABUSE THERAPEUTIC COMMUNITIES (TC). THEY HAVE 1,825 BEDS IN 9 PRISONS ACROSS THE STATE, INCLUDING 2 FACILITIES THAT OPERATE SOLELY AS SECURE TC PRISONS. TOTAL FUNDING FOR THESE PROGRAMS IS APPROXIMATELY \$3 MILLION PER YEAR. NATIONAL CONSULTANTS ARE ON CONTRACT TO CONDUCT PROCESS EVALUATIONS OF THESE PROGRAMS. THE DEPARTMENT HAS EMPLOYED AN ANALYST WHO IS COLLECTING DATA FOR A LONGITUDINAL RECIDIVISM STUDY.

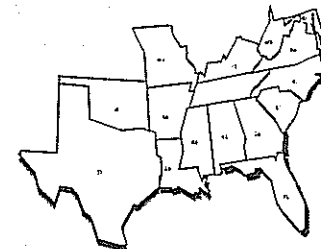
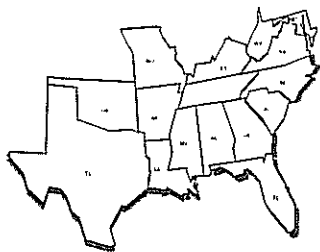


NOTE: THE NUMBER OF DRUG OFFENDERS RELATED TO THE TOTAL INMATE POPULATION FOR VIRGINIA HAS DECREASED FROM 16.03% IN 1991 TO 12.05 % IN 2001. (PREVIOUS YEARS INFORMATION IS NOT AVAILABLE.)

### VIRGINIA

## STATE CORRECTIONS PROFILE

### SELECTED CHARACTERISTICS OF ADULT INMATES (AS OF JULY 1, 2002)



#### PROFILE QUESTION

AVERAGE AGE AT COMMITMENT:

TOTAL NUMBER OF INMATES 50 YEARS OR OLDER:

AVERAGE SENTENCE FOR NEW COMMITMENTS:  
(EXCLUDING LIFE SENTENCES)

AVERAGE TIME SERVED BY THOSE RELEASED:  
(EXCLUDING LIFE SENTENCES)

THE THREE (3) MOST SERIOUS CRIMES FOR WHICH  
INMATES ARE CURRENTLY SERVING TIME:

#### RACE AND SEX DISTRIBUTION:

PERCENTAGE WHITE

PERCENTAGE BLACK

PERCENTAGE OTHER

PERCENTAGE MALE

PERCENTAGE FEMALE

NUMBER OF INMATES SERVING LIFE

NUMBER OF INMATES SERVING LIFE (WITHOUT PAROLE)

NEW COMMITMENTS TO LIFE SENTENCES:

#### STATE RESPONSE:

N/A

N/A

11.4 YEARS (MALES)

10.4 YEARS (FEMALES)

1.9 YEARS (MALES)

1.4 YEARS (FEMALES)

A. MURDER

B. BURGLARY

C. AGGRAVATED ROBBERY

84.20%

14.90%

0.90%

91.30%

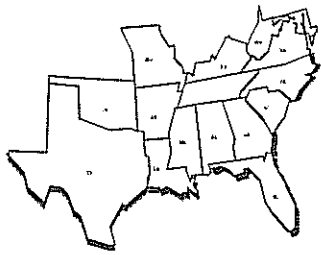
8.70%

288 INMATES

218 INMATES

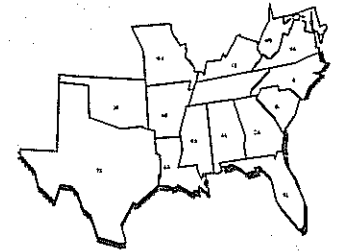
N/A

WEST VIRGINIA



## STATE CORRECTIONS PROFILE

### SELECTED CHARACTERISTICS OF ADULT INMATES (AS OF JULY 1, 2002)



#### PROFILE QUESTION

INMATES SERVING DEATH SENTENCES:

INMATES SERVING TWENTY (20) YEARS OR MORE:  
INMATES THAT HAVE ALREADY SERVED TWENTY (20)  
YEARS OF THEIR CURRENT SENTENCE:

INMATES ADMITTED WHO WERE PAROLE VIOLATORS:

INMATES RELEASED FROM CUSTODY IN FY 02 FOR THE FOLLOWING:

EXPIRATION OF SENTENCE

PAROLE

GOODTIME

PROBATION

DEATH

OTHER

TOTAL

METHOD IN WHICH "GOODTIME" IS CALCULATED:

IS MEDICAL-EARLY OR COMPASSIONATE RELEASE ALLOWED:

NUMBER OF INMATES RELEASED IN FY 02 BASED ON THE ABOVE:

INMATES BETWEEN THE AGES OF 17 AND 20:

#### STATE RESPONSE:

0 INMATES (WV ABOLISHED THE DEATH PENALTY  
IN 1965)

UNKNOWN

UNKNOWN

228 INMATES

392 INMATES

525 INMATES

0 INMATES

179 INMATES

10 INMATES

379 INMATES

1,485 INMATES

COURT ORDERED RELEASES

N/A

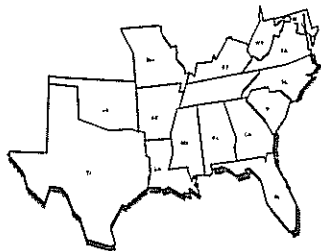
Yes

UNKNOWN

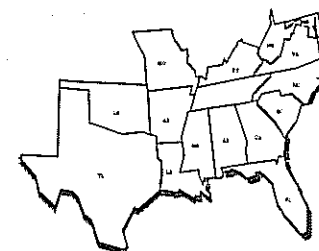
101 INMATES

WEST VIRGINIA

## STATE CORRECTIONS PROFILE



### SELECTED CHARACTERISTICS OF ADULT INMATES (HIV/AIDS AS OF JULY 1, 2002)



#### PROFILE QUESTION

NUMBER OF AIDS CASES:

NUMBER OF INMATES TESTED FOR HIV ANTIBODIES

TESTING OF INMATES BY CATEGORY:

ADMISSION

RANDOM

INCIDENT

HIGH RISK GROUP

SYSTEMS FREQUENCY OF TESTING:

INMATES TESTING POSITIVE FOR HIV ANTIBODIES:

THE WEST VIRGINIA DEPARTMENT OF CORRECTIONS DOES NOT SEGREGATE OR ISOLATE  
HIV-INFECTED INMATES.

#### METHODS OF RELIEVING OVERCROWDING

THE WEST VIRGINIA DEPARTMENT OF CORRECTIONS HAS ADDRESSED SYSTEM GROWTH AND  
ALTERNATIVES TO INCARCERATION BY USING ELECTRONIC MONITORING, HOME CONFINEMENT,  
COMMUNITY CORRECTIONS PROGRAMS, AND DAY REPORTING CENTERS.

#### COURT ORDER REQUIREMENTS

THE WEST VIRGINIA DEPARTMENT OF CORRECTIONS IS NOT CURRENTLY UNDER A FEDERAL  
OR STATE COURT ORDER DURING THE YEAR ENDING JUNE 30, 2002.

#### STATE RESPONSE:

10 INMATES

UNKNOWN

UNKNOWN

UNKNOWN

UNKNOWN

UNKNOWN

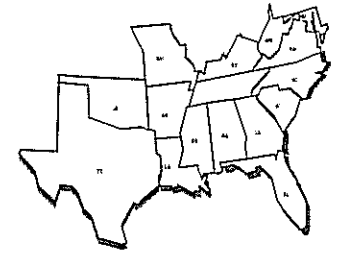
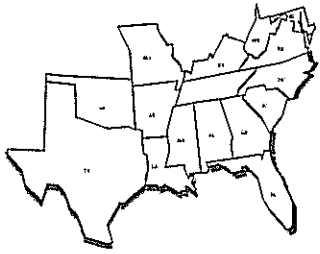
CLINICALLY NEEDED; INMATE REQUEST; INCIDENT

UNKNOWN

WEST VIRGINIA

# STATE CORRECTIONS PROFILE

## STATE INITIATIVES

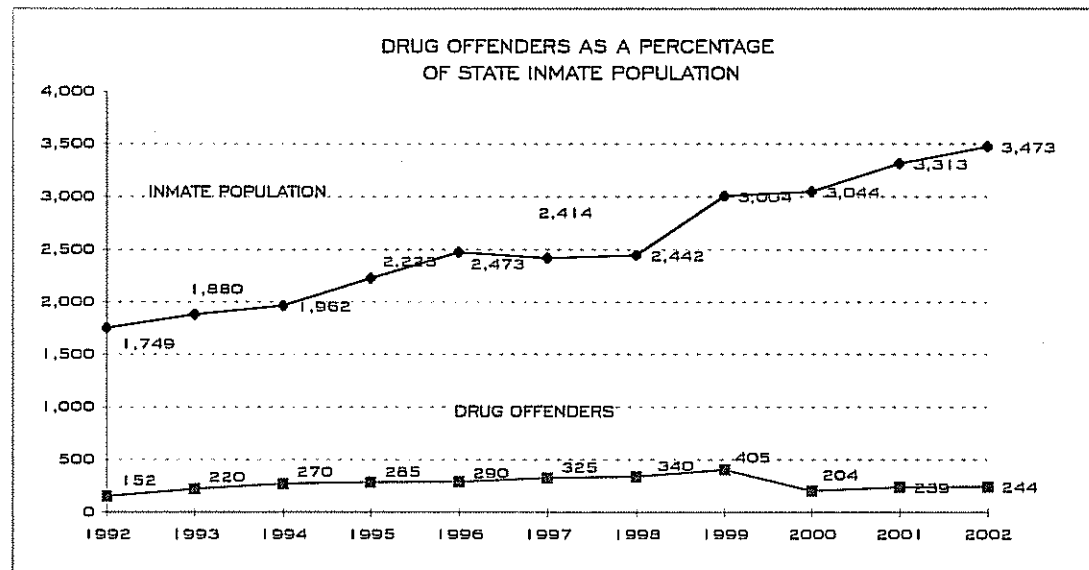


### ELDERLY OR INFIRMED INMATES

THE WEST VIRGINIA DIVISION OF CORRECTIONS CONVERTED THE OLD MENTAL RETARDATION CENTER INTO A PRISON FOR OLDER INMATES AND INMATES WITH MEDICAL PROBLEMS. THEY HAVE SPECIAL HOUSING AND SERVICES AT A GERIATRIC UNIT.

### PRISON-BASED SUBSTANCE ABUSE TREATMENT PROGRAMS

THE WEST VIRGINIA DIVISION OF CORRECTIONS HAS INDICATED THAT EXTENSIVE DRUG TREATMENT CLASSES ARE PROVIDED AT MOST INSTITUTIONS. IN ADDITION, BECKLEY CORRECTIONAL CENTER IS A DEDICATED DUI TREATMENT FACILITY. RECIDIVISM RATES ARE NOT AVAILABLE FOR THE SUBSTANCE ABUSE PROGRAMS.



NOTE: THE NUMBER OF DRUG OFFENDERS RELATED TO THE TOTAL INMATE POPULATION FOR WEST VIRGINIA HAS DECREASED FROM 8.69% IN 1992 TO 7.03 % IN 2002.

## WEST VIRGINIA