

ADULT CORRECTIONAL SYSTEMS



A REPORT SUBMITTED TO THE
FISCAL AFFAIRS AND GOVERNMENT OPERATIONS COMMITTEE

JOHN J. HAINKEL, JR., PRESIDENT OF THE SENATE
CHARLES W. DEWITT, JR., SPEAKER OF THE HOUSE

PREPARED BY:
CHRISTOPHER A. KEATON, SENIOR FISCAL ANALYST
LOUISIANA LEGISLATIVE FISCAL OFFICE

SOUTHERN LEGISLATIVE CONFERENCE
COUNCIL OF STATE GOVERNMENTS

JOHN R. ROMBACH
LEGISLATIVE FISCAL OFFICER

2001

ADULT CORRECTIONAL SYSTEMS

TABLE OF CONTENTS

	<u>PAGE</u>
PREFACE	
INTRODUCTION AND METHODOLOGY	
I. INMATE POPULATION TRENDS AND INCARCERATION RATES	1 - 6
II. PRISON AND JAIL CAPACITIES	7 - 13
III. BUDGETARY ISSUES.....	14 - 18
IV. STAFFING PATTERNS AND INMATE VIOLENT INCIDENTS.....	19 - 25
V. PROJECTED COSTS OF NEW PRISONS	26 - 28
VI. PROBATION AND PAROLE	29 - 34
VII. REHABILITATION.....	35 - 36
VIII. PRISON INDUSTRIES	37 - 39
IX. PRIVATIZATION.....	40 - 42

TABLE OF CONTENTS

(CONTINUED)

PAGE

X. STATE PROFILES

ALABAMA	44 - 47
ARKANSAS	48 - 55
FLORIDA	56 - 61
GEORGIA	62 - 67
KENTUCKY	68 - 71
LOUISIANA	72 - 76
MARYLAND	77 - 81
MISSISSIPPI	82 - 87
MISSOURI	88 - 93
NORTH CAROLINA	94 - 99
OKLAHOMA	100 - 103
SOUTH CAROLINA	104 - 108
TENNESSEE	109 - 113
TEXAS	114 - 120
VIRGINIA	121 - 124
WEST VIRGINIA	125 - 128

PREFACE

While states continue to predict increasing prison populations over the next five to ten years, recent data suggests that the rapid growth rates of the past have slowed. During the last six years, the annual growth of inmates in state facilities has declined from 8.1% from 1995-96 to 1% from 2000-01. This is not only a southern trend, but also a national one as well. Two factors that contribute to this drop in the growth of incarceration over the last few years are lower crime rates and states' efforts to control the amount of money being spent on corrections.

According to the latest FBI crime statistics, the number of incidents per 100,000 residents for the crimes of robbery, assault, burglary, and murder have declined, with the murder rate at a 35 year low. In addition to falling crime rates, states' efforts to control corrections expenditures associated with prior growth in prison populations have also contributed to a slower growth in prison populations. "Truth in Sentencing" legislation, the elimination of "good time" in which an inmate's sentence is reduced due to good behavior, and longer prison sentences for habitual offenders, have in the past created growing prison populations and put tremendous fiscal pressure on the states. In the last 10 years, corrections expenditures for states in the Southern Legislative Conference have increased by 122%. These southern states spend an average of \$16,245 per year to incarcerate an adult inmate and a total which exceeds \$10 billion on adult corrections for fiscal year 2000-01.

In an effort to control the growth of the prison population, to reduce the rate at which inmates return to prison, and to contain corrections expenditures, many states are now using alternative programs to incarceration. These include pretrial diversion programs, intensive probation, drug courts which allow for immediate sanctions for substance abusers, home incarceration with the use of electronic monitoring for non-violent offenders, and work release programs for technical parole violators. Many states are starting to evaluate the effectiveness of such programs by tracking participants and comparing recidivism rates. Continued data comparisons and studies of these programs will be key in determining which methods could play a major role in controlling the future growth of prison populations.

THE UNIVERSITY OF
ALABAMA
LIBRARY
SERIALS ACQUISITION
1000
N. R. R. 1000
TUSCALOOSA, ALABAMA 35486-0001
TEL: (205) 885-5555
FAX: (205) 885-5555
WWW: WWW.LIBRARY.UA.EDU

INTRODUCTION AND METHODOLOGY

2004

INTRODUCTION AND METHODOLOGY
The purpose of this report is to provide a detailed description of the methodology used in the study. The report is organized into two main sections: Introduction and Methodology. The Introduction section provides a brief overview of the study and its objectives. The Methodology section describes the research design, data collection, and analysis procedures.

INTRODUCTION

INTRODUCTION

This report is the twenty-sixth in a series of annual presentations to the Fiscal Affairs and Government Operations Committee of the Southern Legislative Conference. The report includes a summary of key findings and statistical tables based upon a questionnaire distributed to each member state in August, 2001.

Many thanks to the legislative staff and correctional agency staff who provided the requested information. Thanks also to several co-workers who assisted with the preparation of this report: Gordon Monk, Carolyn Nicklas, and Jean Pedersen.

Christopher A. Keaton
Legislative Fiscal Analyst
Louisiana Legislative Fiscal Office
P. O. Box 44097
Baton Rouge, Louisiana 70804
(225) 342-7233
FAX (225) 342-7243
email keatonc@legis.state.la.us

METHODOLOGY

The purpose of this report is to provide legislators and staff in each state with a reference document which can be used to compare Corrections Programs in a particular state to others throughout the southern region.

A questionnaire was sent to each of the 16 states in the Southern Legislative Conference. The information reported in this survey is taken directly from the returned surveys, unless so noted. In addition to group reporting of like data, selected data from the states has been compiled into a "Corrections State Profile" for each state. These include, but are not limited to, selected characteristics of adult inmates and major state initiatives.

It should be noted that although identical surveys were sent to each state, there may be certain inconsistencies due to differences in interpretation of corrections data. We have attempted to adjust these inconsistencies when making comparisons among states. To the best of our ability this has been done with each state's prior approval.

All sixteen SLC states responded to the survey.

NOTE: For purposes of this report "n/a" denotes that the requested information was not available for reporting.

1-0001	835'880	1014
1-0004	840'361	362
1-0008	864'368	412
1-0016	887'368	734
1-0032	905'360	118
1-0064	914'367	184
1-0128	917'360	216
1-0256	905'360	232
1-0512	902'363	288
1-1024	841'363	372
1-2048	845'360	412
1-4096	842'363	404
1-8192	842'363	384

INMATE POPULATION TRENDS AND INCARCERATION RATES

1-0001	835'880	1014
1-0004	840'361	362
1-0008	864'368	412
1-0016	887'368	734
1-0032	905'360	118
1-0064	914'367	184
1-0128	917'360	216
1-0256	905'360	232
1-0512	902'363	288
1-1024	841'363	372
1-2048	845'360	412
1-4096	842'363	404
1-8192	842'363	384

The inmate population housed in state correctional facilities throughout the Southern Legislative Conference region increased by 5,322 or 1.0 percent from July 1, 2000 to July 1, 2001 (based on figures reported in previous years surveys). The rate of change for each state varied widely, from a 8.5 percent increase in West Virginia to a 1.9 percent decrease in Texas. An 19 year trend summary of the growth of inmates housed in state correctional systems as of July 1 of each year is presented below. (The variations in this table prior to 1994 reflect the addition of Missouri to the Southern Legislative Conference.) Note: These numbers have been revised where noted based on adjustments provided by the member states.

Year	Number of Inmates (in state fac.)	% Increase
1-Jul-82	168,378	
1-Jul-83	183,325	8.9%
1-Jul-84	185,756	1.3%
1-Jul-85	196,251	5.6%
1-Jul-86	204,075	4.0%
1-Jul-87	214,786	5.2%
1-Jul-88	221,990	3.4%
1-Jul-89	236,492	6.5%
1-Jul-90	264,283	11.8%
1-Jul-91	282,046	6.7%
1-Jul-92	297,037	5.3%
1-Jul-93	325,232	9.5%
1-Jul-94	352,768	8.5%
1-Jul-95	411,746	16.7%
1-Jul-96	444,952	8.1%
1-Jul-97	465,879	4.7%
1-Jul-98	485,399	4.2%
1-Jul-99	508,043	4.7%
1-Jul-00	518,361	2.0%
1-Jul-01	523,683	1.0%

Between 1991 and 2001 the resident population of the sixteen state Southern Legislative Conference region increased from 84.9 million to 104.5 million, a 23 percent increase. During that same time period, the number of state inmates (including state inmates housed in local jails) increased by 88 percent from 300,348 to 565,097. Not surprisingly, the incarceration rate in the SLC region, which is the number of inmates per one hundred thousand inhabitants, increased from 353.7 in 1991 to 540.9 in 2001 and continued to exceed the U.S. incarceration rate which increased from 314.6 in 1991 to 491 in 2001.

YEAR	SLC Total Population (thousands)	U.S. Population (thousands)	SLC Total State Inmates (incl. jails)	U.S. Inmates	SLC State Inmates/ 100,000 Pop.	U.S. Inmates/ 100,000 Pop.
1991	84,906	250,443	300,348	787,921	353.7	314.6
2001	104,475	281,421	565,097	1,381,892	540.9	491.0

The number of state inmates housed in local jails in the SLC accounts for 7.3 percent of the total inmate population of 565,097 housed in both state facilities and local jails. As of July 1, 2001, there were 41,414 state inmates housed in local jails.

All sixteen states surveyed provided projections of the growth of their inmate populations housed in state facilities to the year 2006. These states expect varying increases from 2001 to 2006 in the number of inmates, from 4.1 percent in Maryland to 63.8 percent in Kentucky. Eleven states projected inmate populations to the year 2011. Predicted increases during the ten-year period range from 8.5 percent in Oklahoma to 77.9 percent in Tennessee.

ADULT INMATE POPULATION HOUSED IN STATE CORRECTIONAL FACILITIES

STATE	Inmate Population (a)		Inmates per 100,000 Pop. (b) 1-Jul-01	Rank In SLC	Inmate Population Change			
	1-Jul-00	1-Jul-01			97 to 98	98 to 99	99 to 00	00 to 01
ALABAMA	22,692	24,280	546.0	5	0.2%	10.8%	0.1%	7.0%
ARKANSAS	10,872	11,046	413.2	12	18.1%	3.5%	1.6%	1.6%
FLORIDA	71,199	71,960	450.3	8	2.4%	3.4%	3.9%	1.1%
GEORGIA	43,324	45,463	555.4	3	5.9%	8.3%	4.0%	4.9%
KENTUCKY	11,111	11,577	286.4	15	4.9%	2.1%	-6.2%	4.2%
LOUISIANA	19,505	19,528	437.1	11	4.5%	3.3%	1.0%	0.1%
MARYLAND	23,156	23,529	444.3	10	-5.9%	8.4%	2.3%	1.6%
MISSISSIPPI	16,013	15,797	555.3	4	-31.8%	44.4%	10.1%	-1.3%
MISSOURI	27,219	28,145	503.0	7	4.6%	2.4%	7.2%	3.4%
NORTH CAROLINA	31,349	31,799	395.1	13	5.7%	-2.7%	-0.8%	1.4%
OKLAHOMA	22,666	22,605	655.0	2	36.2%	6.2%	5.5%	-0.3%
SOUTH CAROLINA	21,109	21,365	532.5	6	4.2%	1.0%	-0.3%	1.2%
TENNESSEE	16,731	17,346	304.9	14	9.2%	5.9%	2.4%	3.7%
TEXAS	146,949	144,197	691.5	1	5.1%	0.0%	0.7%	-1.9%
VIRGINIA	31,422	31,743	448.4	9	5.3%	18.6%	0.8%	1.0%
WEST VIRGINIA	3,044	3,303	182.7	16	1.2%	23.0%	1.3%	8.5%
TOTAL	518,361	523,683	501.3		4.2%	4.7%	2.0%	1.0%

(a) Incarceration rates shown are for inmates in state facilities only.

For total incarceration rates see table "State Inmates in State and Local Jails."

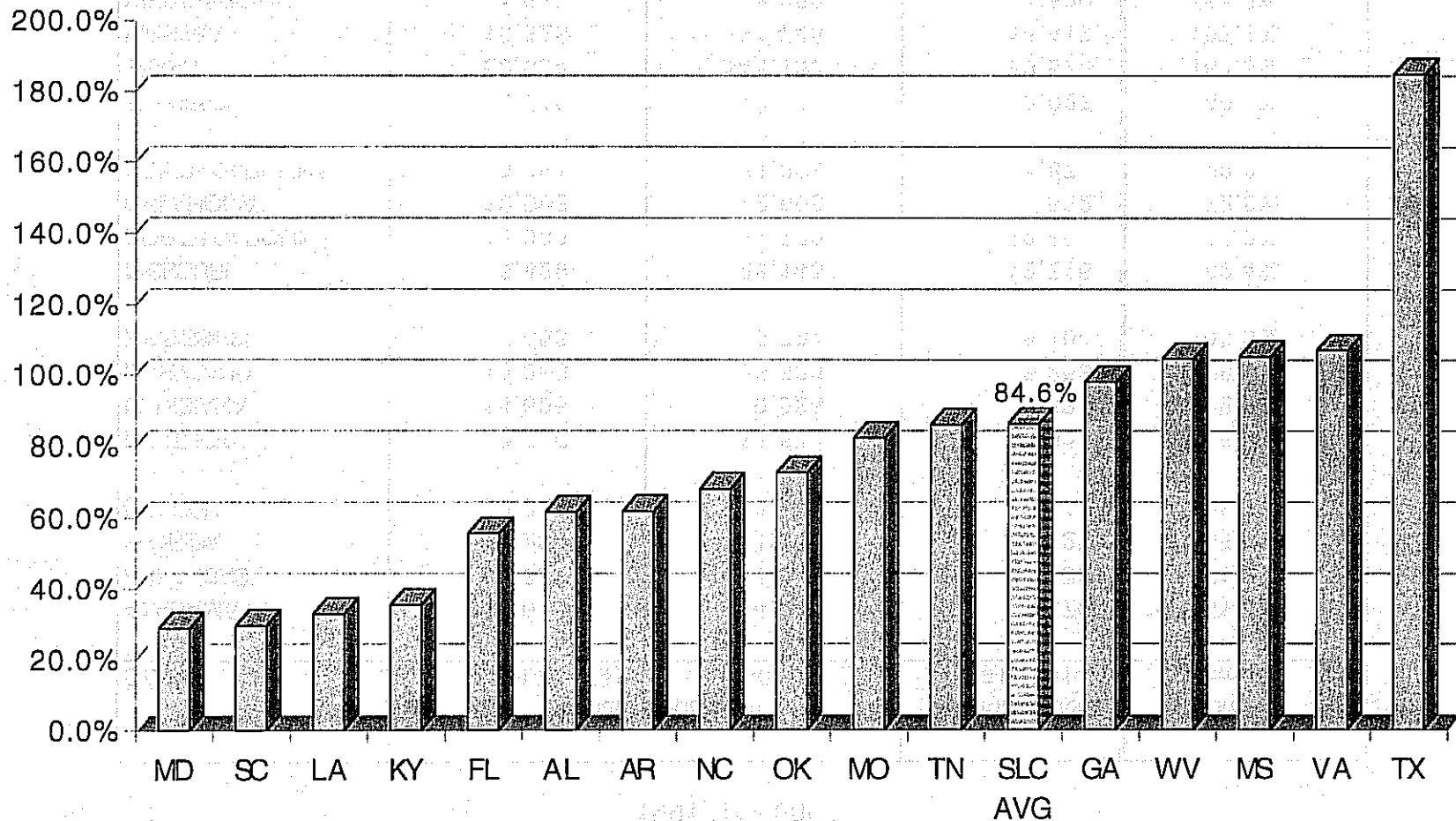
(b) Population data from Bureau of the Census, Population Estimates Branch.

GROWTH OF ADULT
INMATE POPULATION HOUSED IN STATE FACILITIES
1991 TO 2001

STATE	Inmate Population		Total Increase 1991-2001	Percent Increase
	1-Jul-91 (a)	1-Jul-01		
ALABAMA	15,010	24,280	9,270	61.8%
ARKANSAS	6,823	11,046	4,223	61.9%
FLORIDA	46,233	71,960	25,727	55.6%
GEORGIA	22,946	45,463	22,517	98.1%
KENTUCKY	8,546	11,577	3,031	35.5%
LOUISIANA	14,695	19,528	4,833	32.9%
MARYLAND	18,266	23,529	5,263	28.8%
MISSISSIPPI	7,693	15,797	8,104	105.3%
MISSOURI	15,429	28,145	12,716	82.4%
NORTH CAROLINA	18,908	31,799	12,891	68.2%
OKLAHOMA	13,083	22,605	9,522	72.8%
SOUTH CAROLINA	16,491	21,365	4,874	29.6%
TENNESSEE	9,319	17,346	8,027	86.1%
TEXAS	50,624	144,197	93,573	184.8%
VIRGINIA	15,326	31,743	16,417	107.1%
WEST VIRGINIA	1,613	3,303	1,690	104.8%
TOTAL	281,005	523,683	242,678	86.4%

(a) As reported in 1992 survey.

PERCENT INCREASE IN INMATE POPULATION HOUSED IN STATE FACILITIES (1991-2001)



PROJECTED ADULT INMATE POPULATION (State Facilities)

STATE	1-Jul-01	<u>Projected</u>		<u>Percent of Increase</u>	
		2006	2011	2001 to 2006	2001 to 2011
ALABAMA	24,280	30,408	35,490	25.2%	46.2%
ARKANSAS	11,046	15,769	19,369	42.8%	75.3%
FLORIDA	71,960	80,757	N/A	12.2%	N/A
GEORGIA	45,463	54,000	N/A	18.8%	N/A
KENTUCKY	11,577	18,966	N/A	63.8%	N/A
LOUISIANA	19,528	23,727	26,302	21.5%	34.7%
MARYLAND	23,529	24,500	25,900	4.1%	10.1%
MISSISSIPPI	15,797	21,495	22,513	36.1%	42.5%
MISSOURI	28,145	34,126	40,193	21.3%	42.8%
NORTH CAROLINA	31,799	36,590	40,309	15.1%	26.8%
OKLAHOMA	22,605	23,918	24,525	5.8%	8.5%
SOUTH CAROLINA	21,365	24,396	N/A	14.2%	N/A
TENNESSEE	17,346	26,796	30,855	54.5%	77.9%
TEXAS	144,197	151,956	N/A	5.4%	N/A
VIRGINIA	31,743	34,702	36,472	9.3%	14.9%
WEST VIRGINIA	3,303	4,936	5,868	49.4%	77.7%
TOTAL (a)	523,683	607,042	307,796	15.9%	34.3%

(a) These figures only reflect reporting states and do not reflect the SLC total.

PRISON AND JAIL CAPACITIES

On July 1, 2001, the inmate population exceeded or equaled the maximum design capacity of the state correctional facilities in 4 of the sixteen states reporting. The percent of capacity ranged from 85 percent in Mississippi to 104 percent in Alabama, with the average for the region at 96 percent.

States were asked to ascertain the percentage of inmates housed in various levels of security. The levels ranged from one to three.

**A Level One institution is an institution with maximum security inmates (extended lockdown and working cell blocks).

**A Level Two institution consists of medium security inmates (working cell blocks).

**A Level Three institution contains minimum security inmates only.

Of the inmates in state prisons, 19.5 percent are in Level One institutions, 43.9 percent are in Level Two institutions, 21.7 percent are in Level Three institutions, 3.7 percent are in Community Based Centers, and 11.2 percent are in other settings (excluding local jails).

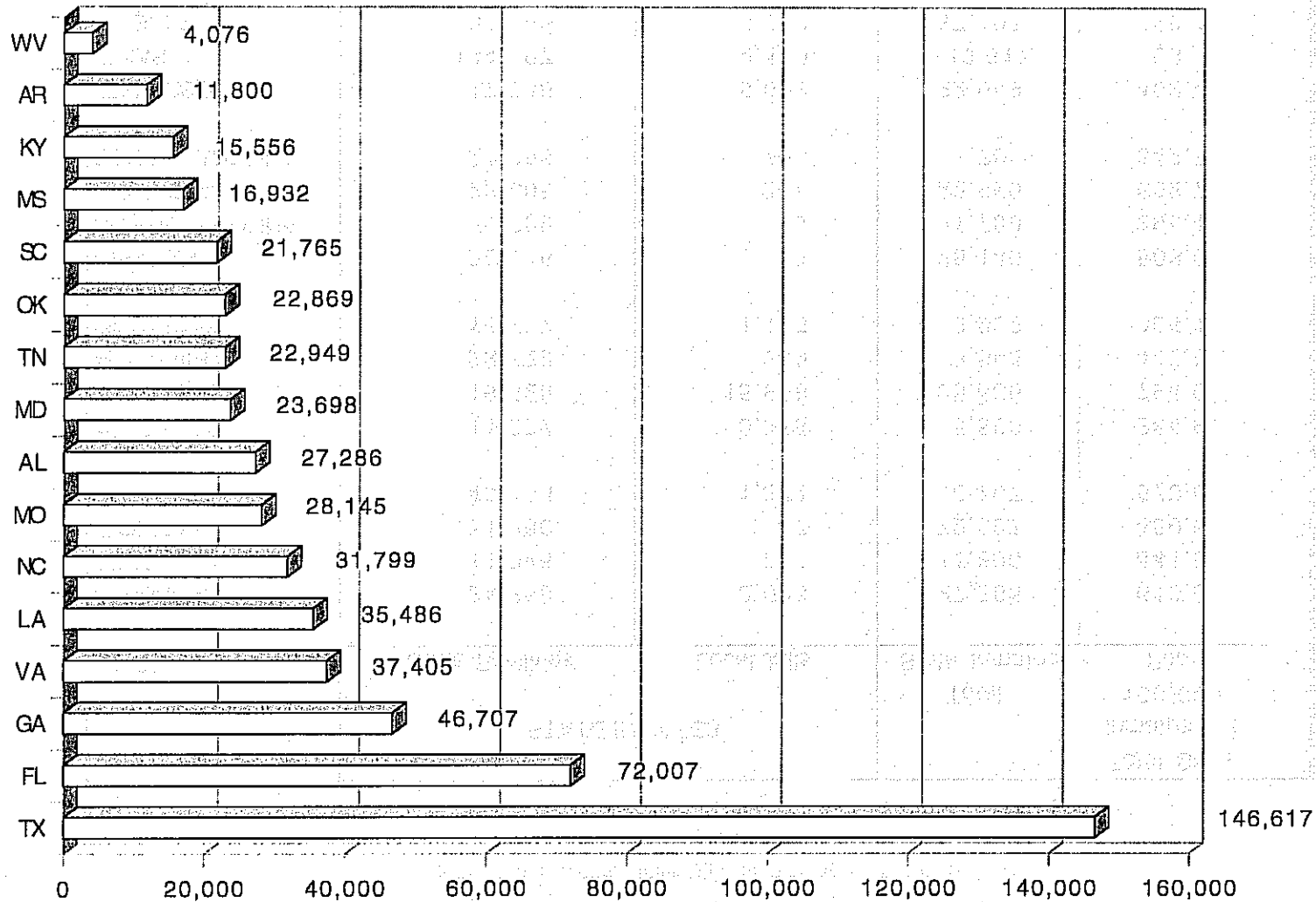
Of the sixteen states surveyed, fourteen confined inmates in local jails. The shifting of inmates to the local level has caused some jails to house inmates in excess of designed capacities. Of the ten states reporting local jail capacity data, 36,702 state inmates filled approximately 18.8 percent of those beds. Local jail populations exceed or equaled reported capacity in five of the eight states reporting total jail populations.

STATE INMATES HOUSED IN STATE AND LOCAL JAILS
(AS OF JULY 1, 2001)

STATE	STATE INMATES		Total State Inmates	Total State Inmates Per 100,000 Pop. *	Rank in SLC
	State Facilities	Local Jails			
ALABAMA	24,280	3,006	27,286	613.6	4
ARKANSAS	11,046	754	11,800	441.5	12
FLORIDA	71,960	47	72,007	450.6	10
GEORGIA	45,463	1,244	46,707	570.6	6
KENTUCKY	11,577	3,979	15,556	384.9	15
LOUISIANA	19,528	15,958	35,486	794.0	1
MARYLAND	23,529	169	23,698	447.5	11
MISSISSIPPI	15,797	1,135	16,932	595.1	5
MISSOURI	28,145	0	28,145	503.0	9
NORTH CAROLINA	31,799	0	31,799	395.1	14
OKLAHOMA	22,605	264	22,869	662.7	3
SOUTH CAROLINA	21,365	400	21,765	542.5	7
TENNESSEE	17,346	5,603	22,949	403.4	13
TEXAS	144,197	2,420	146,617	703.1	2
VIRGINIA	31,743	5,662	37,405	528.4	8
WEST VIRGINIA	3,303	773	4,076	225.4	16
TOTAL	523,683	41,414	565,097	540.9	

* Population data from Bureau of the Census, Population Estimates Branch.

STATE INMATES HOUSED IN STATE AND LOCAL JAILS
(AS OF JULY 1, 2001)



POPULATION AND CAPACITY OF STATE CORRECTIONAL FACILITIES
(As of July 1, 2001)

STATE	Inmate Population	Maximum Design Capacity	Percent of Capacity
ALABAMA	24,280	23,438	104%
ARKANSAS	11,046	10,676	103%
FLORIDA	71,960	76,040	95%
GEORGIA	45,463	46,048	99%
KENTUCKY	11,577	11,358	102%
LOUISIANA	19,528	19,764	99%
MARYLAND	23,529	22,877	103%
MISSISSIPPI	15,797	18,644	85%
MISSOURI	28,145	28,698	98%
NORTH CAROLINA	31,799	33,187	96%
OKLAHOMA	22,605	23,312	97%
SOUTH CAROLINA	21,365	23,696	90%
TENNESSEE	17,346	18,162	96%
TEXAS	144,197	154,460	93%
VIRGINIA	31,743	32,116	99%
WEST VIRGINIA	3,303	3,386	98%
TOTAL	523,683	545,862	96%

DISTRIBUTION OF ADULT INMATE POPULATION BY TYPE OF INSTITUTION

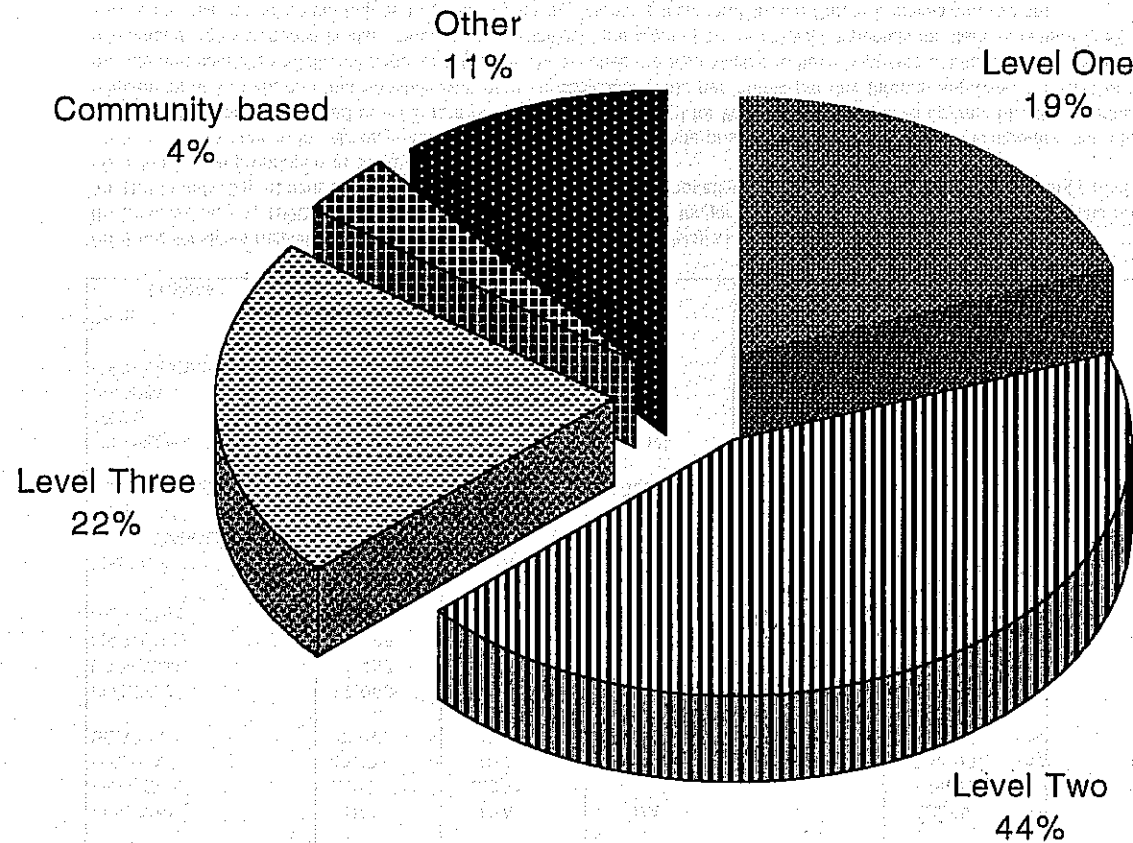
(As of July 1, 2001)

STATE	Level One		Level Two		Level Three		Community Based		Other		Total
	Inmates	%	Inmates	%	Inmates	%	Inmates	%	Inmates	%	
ALABAMA	5,897	24.3%	11,029	45.4%	2,409	9.9%	3,675	15.1%	1,270	5.2%	24,280
ARKANSAS	2,320	21.0%	5,412	49.0%	2,803	25.4%	511	4.6%	0	0.0%	11,046
FLORIDA	2,988	4.2%	66,639	92.6%	0	0.0%	2,249	3.1%	84 (a)	0.1%	71,960
GEORGIA	n/a	n/a	n/a	n/a	n/a	n/a	924	2.0%	44,539	98.0%	45,463
KENTUCKY	821	7.1%	8,666	74.9%	1,549	13.4%	541	4.7%	0	0.0%	11,577
LOUISIANA	9,304	47.6%	7,064	36.2%	1,339	6.9%	1,381	7.1%	440	2.3%	19,528
MARYLAND	2,115	9.0%	13,658	58.0%	4,054	17.2%	2,906	12.4%	796	3.4%	23,529
MISSISSIPPI	1,548	9.8%	11,071	70.1%	1,947	12.3%	1,231	7.8%	0	0.0%	15,797
MISSOURI	9,958	35.4%	3,755	13.3%	10,291	36.6%	2,530	9.0%	1,611	5.7%	28,145
NORTH CAROLINA	5,278	16.6%	14,510	45.6%	11,562	36.4%	0	0.0%	449	1.4%	31,799
OKLAHOMA	2,140	9.5%	10,801	47.8%	7,084	31.3%	2,126	9.4%	454	2.0%	22,605
SOUTH CAROLINA	3,383	15.8%	6,501	30.4%	10,464	49.0%	0	0.0%	1,017	4.8%	21,365
TENNESSEE	3,868	22.3%	13,081	75.4%	397	2.3%	0	0.0%	0	0.0%	17,346
TEXAS	48,349	33.5%	45,741	31.7%	50,107	34.7%	0	0.0%	0	0.0%	144,197
VIRGINIA (b)	3,715	11.7%	10,108	31.8%	8,859	27.9%	1,009	3.2%	8,052	25.4%	31,743
WEST VIRGINIA	306	9.3%	1,806	54.7%	920	27.9%	70	2.1%	201	6.1%	3,303
TOTAL	101,990	19.5%	229,842	43.9%	113,785	21.7%	19,153	3.7%	58,913	11.2%	523,683

(a) Florida "other" represents substance abuse facilities

(b) Virginia's Dept. of Corrections is going through a transition to a six level classification system. Levels 4, 5, and 6 were placed in Other.

DISTRIBUTION OF ADULT INMATE POPULATION BY TYPE OF INSTITUTION



UTILIZATION OF LOCAL JAILS
(AS OF JULY 1, 2001)

STATE	Total Local Jail Population	Max. Design Capacity	Percent of Capacity	No. of State Inmates	STATE PAYMENT PER	
					Inmate Day	Inmate Year
ALABAMA	N/A	N/A	N/A	3,006	\$1.75 (a)	\$639
ARKANSAS	9,804	9,804	100.0%	754	\$25.00	\$9,125
FLORIDA	46,946	N/A (b)	N/A	47	\$32.00 (c)	\$11,680
GEORGIA	28,829	N/A	N/A	1,244	\$20.00 (d)	\$7,300
KENTUCKY	12,000	12,789	93.8%	3,979	\$27.51	\$10,041
LOUISIANA	34,437	34,437	100.0%	15,958	\$24.41 (e)	\$8,910
MARYLAND	11,665	N/A	N/A	169	\$50.00 (f)	\$18,250
MISSISSIPPI	N/A	2,122	N/A	1,135	\$22.66	\$8,271
MISSOURI	N/A	N/A	N/A	0	N/A	N/A
NORTH CAROLINA	14,198 (g)	12,476 (g)	113.8%	0	\$40.00	\$14,600
OKLAHOMA	N/A	N/A	N/A	264	\$24.00	\$8,760
SOUTH CAROLINA	9,786	9,494	103.1%	418	\$0.00 (h)	\$0
TENNESSEE	18,864	22,711	83.1%	5,603	\$44.38 (i)	\$16,199
TEXAS	60,376	72,861	82.9%	2,420	\$40.00	\$14,600
VIRGINIA	22,176 (j)	16,500 (k)	134.4%	5,662	\$22.00 (l)	\$8,030
WEST VIRGINIA	N/A	1,750	N/A	773	\$32.25 (m)	\$11,771
Total	269,081	194,944	99.5%	41,432		
Average					\$31.09	\$11,349

(a) Some localities receive an additional \$1.25 per day based on legislation.

(b) Effective July 1, 1996, the Florida Department of Corrections no longer rates capacity for local jails. Local facilities regulate it.

(c) The Florida Department of Corrections received no specific appropriation for county jail beds; funds are currently paid from the diversion bed appropriation at \$32/per day.

(d) Inmates are housed in jails only until space is available in the state prison system for the inmate. (Temporary, short-term option only.)

(e) All facilities are reimbursed at a flat rate of \$22.39 per day except for Work Release Facilities operated by the Sheriffs which are reimbursed at \$18.25, and four parishes who earn an additional \$7.00 per inmate per day through approved cooperative endeavors to provide and capitalize additional beds for the state. All parishes are also eligible to have approved extraordinary medical expenses reimbursed. Orleans parish is also reimbursed an additional per diem of \$2 for medical expenses for state inmates and \$7 for all inmates served by their mental health unit and \$3 per day for the Intensive Incarceration and Parole Supervision Program.

(f) The average reimbursement rate is \$50 per day; however, the rates vary among the facilities.

(g) This is based on 1997 daily population.

(h) Inmates perform work duties at these facilities, therefore there is no reimbursement.

(i) TN uses four methods of reimbursement: contracted agreements, reasonable allowable (not to exceed \$35 per inmate per day), fixed rate, or a flat rate of \$25 per inmate per day. Of the \$35 reimbursement, \$3.30 is for extraordinary medical expenses.

(j) This figure includes 1,338 federal prisoners, 36 contract inmates, 15,140 local inmates and 5,662 state inmates.

(k) The Commonwealth of Virginia does not designate a "maximum designed bed capacity for local jails." All jails have a certified rated operating capacity, as determined by square foot measurements of cell, dayroom and dormitory housing areas.

(l) All full service local and regional jails are provided the same per diem rates (i.e. \$8 per diem for local inmates and \$14 per diem for state felons + personnel costs). Local jail farms, which hold minimum security inmates for various work programs receive \$22 for local inmates and \$28 for state felons as a per diem and no personnel money.

(m) County Jails - \$25 per day, excluding medical costs. State Regional Jails - \$39.50 per day including medical costs.

BUDGETARY ISSUES

Over the last ten years expenditures in the region have increased 121.95 percent. With all sixteen states reporting, the average annual cost of housing an inmate in an institution was \$16,245. Expenditures varied by type of confinement unit. The annual average cost of housing an inmate in a local jail was \$11,349 as compared to \$18,416 in a state-operated Level One institution, \$15,718 in a Level Two type institution, \$15,409 in a Level Three type institution, \$12,525 in Community Based type programs, and \$14,273 in other institutional settings. (It should be noted that these costs reflect only those services budgeted to and provided by the respective corrections agencies.)

Additionally, the average yearly expenditure per adult inmate for the southern states was \$17,745, with North Carolina spending the most at \$34,253 per inmate and Alabama spending the least at \$8,957 per inmate. North Carolina also spent the most on adult corrections per capita (\$135), while West Virginia spent the least (\$45).

ADULT CORRECTIONS OPERATING BUDGETS

(In thousands of dollars)

STATE	Corrections Expenditures		Actual Corrections Expenditures	Projected Corrections Expenditures	Percent Increase	
	FY 91-92	FY 96-97	FY 00-01	FY 01-02	FY 91-92 to FY 01-02	FY 96-97 to FY 01-02
ALABAMA	\$130,100	\$152,400	\$241,117	\$244,400	87.86%	60.37%
ARKANSAS	\$85,052	\$116,393	\$184,925	\$190,346	123.80%	63.54%
FLORIDA	\$743,075	\$1,219,848	\$1,656,620	\$1,680,919	126.21%	37.80%
GEORGIA	\$440,339	\$675,623	\$943,791	\$967,018	119.61%	43.13%
KENTUCKY	\$159,915	\$226,832	\$305,746	\$334,322	109.06%	47.39%
LOUISIANA	\$152,510	\$230,219	\$273,449	\$278,744	82.77%	21.08%
MARYLAND	\$311,373	\$432,722	\$521,451	\$521,451	67.47%	20.50%
MISSISSIPPI	\$101,511	\$165,854	\$243,600	\$244,436	140.80%	47.38%
MISSOURI	\$207,772	\$348,591	\$500,713	\$528,738	154.48%	51.68%
NORTH CAROLINA	\$446,456	\$678,654	\$1,089,204	\$1,085,914	143.23%	60.01%
OKLAHOMA	\$166,701	\$274,992	\$408,648	\$433,260	159.90%	57.55%
SOUTH CAROLINA	\$199,093	\$260,959	\$387,186	\$361,819	81.73%	38.65%
TENNESSEE	\$241,572	\$354,562	\$486,720	\$496,729	105.62%	40.10%
TEXAS	\$1,169,858	\$2,140,060	\$2,502,662	\$2,584,072	120.89%	20.75%
VIRGINIA	\$278,655	\$433,068	\$733,306	\$735,105	163.80%	69.74%
WEST VIRGINIA	\$24,463	\$42,007	\$82,206	\$96,019	292.51%	128.58%
TOTAL	\$4,858,445	\$7,752,784	\$10,561,344	\$10,783,292	121.95%	39.09%

ANNUAL OPERATING COST PER INMATE BY TYPE OF INSTITUTION (a)

(FY 2000-01 Actual)

STATE	Level One	Level Two	Level Three	Community Based	Other	System Wide Annual Average Cost Per Inmate	System Wide Average Cost Per Inmate Day
ALABAMA	\$11,791	\$9,575	\$9,846	\$6,441	N/A	\$10,038	\$27.50
ARKANSAS	\$21,141	\$14,516	\$12,990	N/A	\$11,702	\$14,377	\$39.39
FLORIDA	\$25,506	\$17,759	N/A	\$11,372	N/A	\$18,436	\$50.51
GEORGIA (b)	\$18,812	\$13,604	\$12,417	\$17,355	\$13,097	\$18,184	\$49.82
KENTUCKY (b)	\$18,026	\$15,114	\$12,947	N/A	N/A	\$14,691	\$40.25
LOUISIANA	\$16,424	\$12,813	\$12,228	\$6,507	\$8,844	\$11,962	\$32.77
MARYLAND (c)	\$24,449	\$18,553	\$19,241	\$16,469	\$15,714	\$18,669	\$51.15
MISSISSIPPI	\$15,728	\$13,388	\$10,979	\$2,289	\$12,030	\$13,023	\$35.68
MISSOURI	\$12,952	\$11,999	\$14,841	\$13,495	\$12,356	\$12,998	\$35.61
NORTH CAROLINA (d)	\$27,492	\$24,867	\$19,170	N/A	N/A	\$23,232	\$63.65
OKLAHOMA	\$18,162	\$15,840	\$15,532	\$13,659	\$15,929	\$15,791	\$43.26
SOUTH CAROLINA	\$12,786	\$14,633	\$16,301	N/A	N/A	\$15,945	\$43.68
TENNESSEE	\$17,193	\$18,596	\$16,265	\$15,744	\$15,744	\$17,363	\$47.57
TEXAS	\$14,193	\$13,106	\$13,443	N/A	\$16,078	\$14,441	\$39.56
VIRGINIA	\$19,102	\$17,999	\$22,489	\$22,386	\$21,239	\$20,534	\$56.26
WEST VIRGINIA	\$20,893	\$19,131	\$22,449	\$12,059	N/A	\$20,229	\$55.42
AVERAGE (e)	\$18,416	\$15,718	\$15,409	\$12,525	\$14,273	\$16,245	\$44.51

(a) Annual operating costs include those attributed to each corrections department. Expenditures associated with non-corrections budget units for inmate support are not included.

(b) Georgia and Kentucky did not report figures for 1999-00; therefore, 1998-99 actual figures were used.

(c) Maryland did not report figures for 1999-00; therefore, 1998-99 actual figures were used.

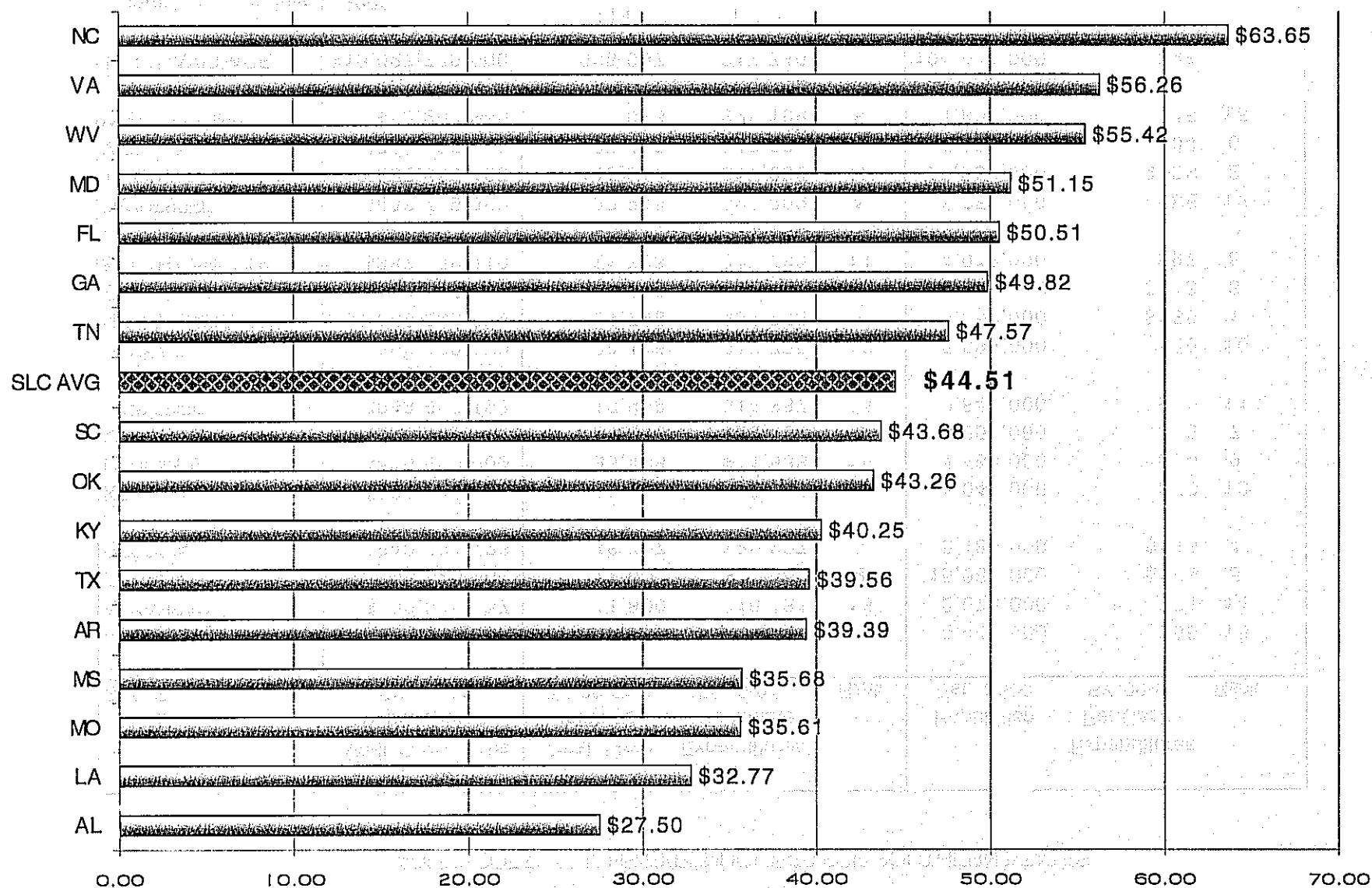
(d) The North Carolina Department of Corrections cost figures are from 1999-00 and include administrative costs.

(e) Average calculation includes only those states that provided cost data.

Note: A Level One Institution is an Institution with maximum security inmates (extended lockdown and working cell blocks), medium and minimum security inmates.

A Level Two Institution consists of maximum security inmates (working cell blocks), medium and minimum security inmates or an institution with medium and minimum security inmates. A Level Three Institution contains minimum security inmates only.

SYSTEM WIDE AVERAGE COST PER INMATE DAY



ADULT CORRECTIONS EXPENDITURES FOR SOUTHERN STATES

STATE	Adult Corrections Expenditures FY 00-01	Total State Inmates FY 00-01 *	Expenditures Per Inmate FY 00-01	Rank	Population Est. 2000	Expenditures Per Capita FY 00-01	Rank
ALABAMA	\$244,400,000	27,286	\$8,957	16	4,447,000	\$55	15
ARKANSAS	\$190,345,887	11,800	\$16,131	13	2,673,000	\$71	14
FLORIDA	\$1,656,620,902	72,007	\$23,006	2	15,982,000	\$104	5
GEORGIA	\$943,791,123	46,707	\$20,207	5	8,186,000	\$115	4
KENTUCKY	\$305,746,400	15,556	\$19,655	7	4,042,000	\$76	13
LOUISIANA	\$419,900,000	35,486	\$11,833	15	4,468,000	\$94	9
MARYLAND	\$521,451,145	23,698	\$22,004	3	5,296,000	\$98	7
MISSISSIPPI	\$243,600,198	16,932	\$14,387	14	2,845,000	\$86	11
MISSOURI	\$500,712,879	28,145	\$17,790	10	5,595,000	\$89	10
NORTH CAROLINA	\$1,089,203,679	31,799	\$34,253	1	8,049,000	\$135	1
OKLAHOMA	\$408,648,201	22,869	\$17,869	9	3,451,000	\$118	3
SOUTH CAROLINA	\$387,186,410	21,765	\$17,789	11	4,012,000	\$97	8
TENNESSEE	\$486,719,850	22,949	\$21,209	4	5,689,000	\$86	12
TEXAS	\$2,502,662,486	146,617	\$17,069	12	20,852,000	\$120	2
VIRGINIA	\$733,305,579	37,405	\$19,604	8	7,079,000	\$104	6
WEST VIRGINIA	\$82,206,360	4,076	\$20,168	6	1,808,000	\$45	16
TOTAL/AVERAGE	\$10,027,779,000	565,097	\$17,745		104,474,000	\$96	

* Inmates as of July 1, 2001.

Note: Expenditures are total operating expenditures for adult corrections.

STAFFING PATTERNS AND INMATE CHARACTERISTICS

The states in the region were authorized employment of 107,211 security officers as of July 1, 2001. Approximately 92 percent of those positions were filled. There was an average of 5.3 inmates per security officer in the region. State staffing patterns varied from 3.2 in North Carolina to 11.2 inmates per security guard in Oklahoma. The average starting salary of a security officer was \$20,996, not including related benefits. Average training requirements were 227 hours of classroom work in the first year followed by 39 hours of on-the-job training. States require an average of 35 hours of in-service training each year thereafter. (Virginia also requires firearms qualification every two years.)

For the year ending July 1, 2001, the states reported a total of 9,979 assaults on inmates by other inmates (19.06 assaults per 1,000 inmates) and 6,994 assaults on staff (13.36 per 1,000 inmates). There were 20 inmate deaths (0.04 per 1,000 inmates) and 1 staff death. A total of 204 inmates attempted escape from prison grounds (.39 per 1,000 inmates) and 30 of those inmates remained at-large as of July 1, 2001.

POSITIONS, STAFFING RATIOS, AND STARTING SALARIES *

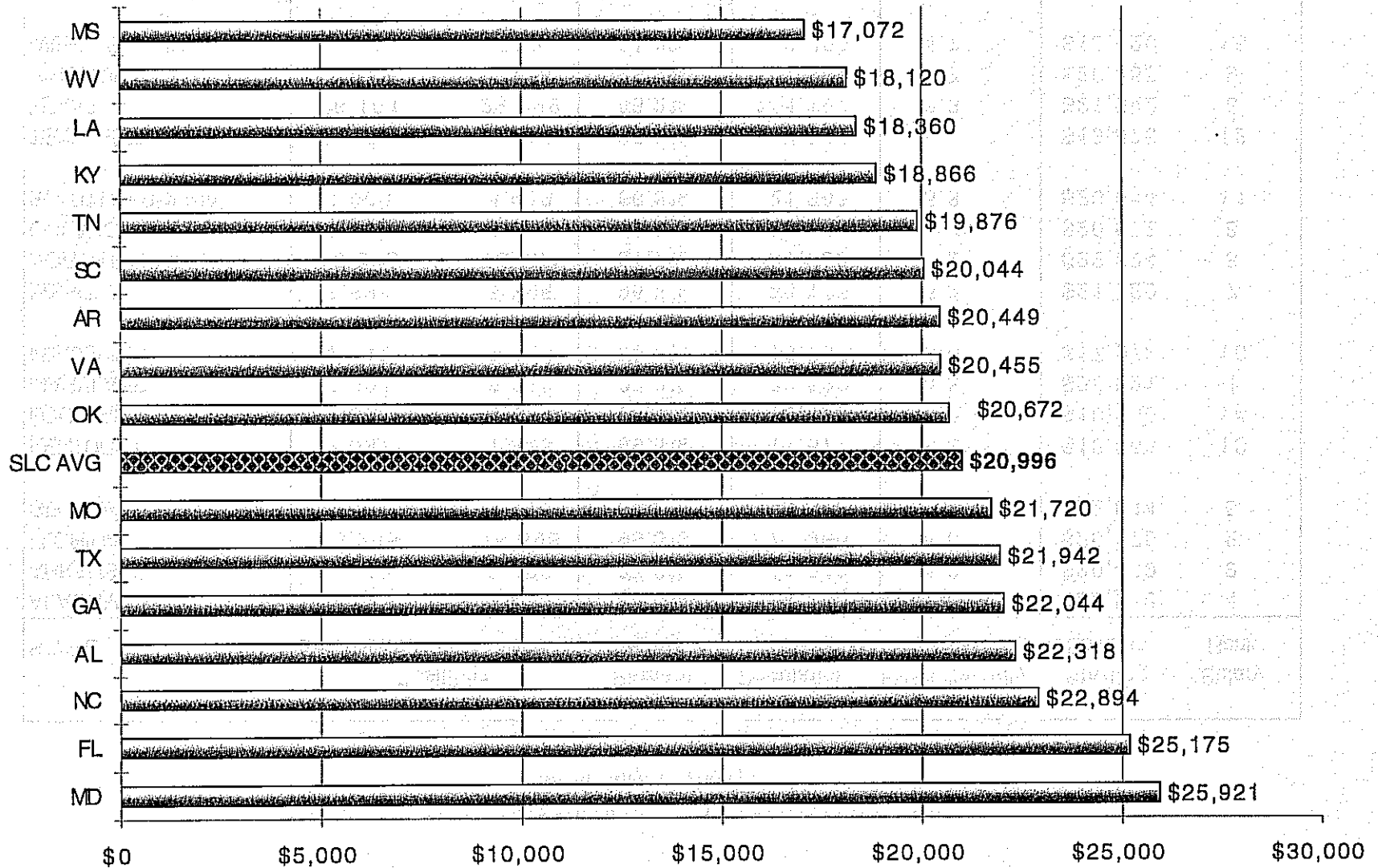
(as of July 1, 2001)

STATE	Correctional Officer Positions		Percent Filled	Inmate Population 2001	Inmate to Filled Security Ratio	Starting Salaries	Salary Rank
	Established	Filled					
ALABAMA	2,717	2,408	88.6%	24,280	10.1	\$22,318	4
ARKANSAS	2,740	2,400	87.6%	11,046	4.6	\$20,449	9
FLORIDA	16,265	15,503	95.3%	71,960	4.6	\$25,175	2
GEORGIA	9,467	8,917	94.2%	45,463	5.1	\$22,044	5
KENTUCKY	2,037	1,843	90.5%	11,577	6.3	\$18,866	13
LOUISIANA	4,274	4,217	98.7%	16,452	3.9	\$18,360	14
MARYLAND	5,591	5,210	93.2%	23,529	4.5	\$25,921	1
MISSISSIPPI	2,912	2,625	90.1%	15,797	6.0	\$17,072	16
MISSOURI	5,634	5,365	95.2%	28,145	5.2	\$21,720	7
NORTH CAROLINA	10,948	10,034	91.7%	31,799	3.2	\$22,894	3
OKLAHOMA	2,509	2,026	80.7%	22,605	11.2	\$20,672	8
SOUTH CAROLINA	4,653	4,013	86.2%	21,365	5.3	\$20,044	11
TENNESSEE	3,363	3,214	95.6%	17,346	5.4	\$19,876	12
TEXAS	26,104	23,029	88.2%	144,197	6.3	\$21,942	6
VIRGINIA	7,232	6,734	93.1%	31,743	4.7	\$20,455	9
WEST VIRGINIA	765	702	91.8%	3,303	4.7	\$18,120	15
TOTAL/AVERAGE	107,211	98,240	91.6%	523,683	5.3	\$20,996	

* Salary data is based on base annual salary and does not include retirement and other related benefits.

Note: Louisiana's inmate population was reduced by 1,538 inmates in two private institutions.

CORRECTIONAL OFFICER STARTING SALARIES (W/O RETIREMENT AND RELATED BENEFITS)



HOURS OF TRAINING FOR ADULT CORRECTIONAL OFFICERS (AS OF JULY 1, 2001)

STATE	Hours of Classroom Training	First Year of Employment On-the-Job Training Hours		Total	In Service Each Year Thereafter
ALABAMA	440	80		520	40
ARKANSAS	200	40		240	40
FLORIDA	40	40	(a)	80	40
GEORGIA	204	56		260	20
KENTUCKY	240	0		240	40
LOUISIANA	160	0	(b)	160	40
MARYLAND	274	0	(c)	274	18
MISSISSIPPI	240	40		280	40
MISSOURI	256	80		336	40
NORTH CAROLINA	160	8		168	8
OKLAHOMA	344	0		344	40
SOUTH CAROLINA	200	15		215	40
TENNESSEE	280	80		360	40
TEXAS	160	80		240	40
VIRGINIA	280	100	(d)	380	40 (d)
WEST VIRGINIA	160	(e)		160	40
AVERAGE	227	39		266	35

(a) One year probationary status.

(b) May be required on an individual unit basis.

(c) Varies from 0 to 30 calendar days.

(d) In addition to the hours, firearms qualification is required every 2 years.

(e) 4,000 hours to complete apprenticeship program over first two years on the job.

VIOLENT INCIDENTS PER 1,000 INMATES
(FY 2000-01)

STATE	<u>Assaults on</u>				<u>Deaths of</u>				<u>Escapes (a)</u>			
	Inmates		Staff		Inmates		Staff		Attempted		At-Large	
	No.	Per 1,000	No.	Per 1,000	No.	Per 1,000	No.	Per 1,000	No.	Per 1,000	No.	Per 1,000
ALABAMA	365	15.03	79	3.25	0	0.00	0	0.00	27	1.11	4	0.16
ARKANSAS	158	14.30	N/A	N/A	2	0.18	0	0.00	2	0.18	0	0.00
FLORIDA	1,998	27.77	620	8.62	2	0.03	0	0.00	0	0.00	0	0.00
GEORGIA	2,155	47.40	586	12.89	1	0.02	0	0.00	42	0.92	1	0.02
KENTUCKY	82	7.08	131	11.32	0	0.00	0	0.00	31	2.68	0	0.00
LOUISIANA (b)	12	0.61	2	0.10	0	0.00	0	0.00	3	0.15	0	0.00
MARYLAND	1,165	49.51	301	12.79	1	0.04	0	0.00	n/a	n/a	n/a	n/a
MISSISSIPPI	31	1.96	1	0.06	1	0.06	0	0.00	16	1.01	0	0.00
MISSOURI	422	14.99	1,038	36.88	0	0.00	0	0.00	n/a	n/a	n/a	n/a
NORTH CAROLINA	313	9.84	474	14.91	0	0.00	0	0.00	36	1.13	2	0.06
OKLAHOMA	919	40.65	199	8.80	4	0.18	1	0.04	6 (c)	0.27	21	0.93
SOUTH CAROLINA	313	14.65	664	31.08	0	0.00	0	0.00	14	0.66	0	0.00
TENNESSEE	277	15.97	480	27.67	1	0.06	0	0.00	9	0.52	1	0.06
TEXAS	1,618	11.22	2,267	15.72	8	0.06	0	0.00	16	0.11	1	0.01
VIRGINIA	62	1.95	29	0.91	0	0.00	0	0.00	0	0.00	0	0.00
WEST VIRGINIA	89	26.95	123	37.24	0	0.00	0	0.00	2	0.61	0	0.00
TOTAL	9,979	19.06	6,994	13.36	20	0.04	1	0.00	204	0.39	30	0.06

(a) Escapes from prison grounds.

(b) Louisiana defines assault as "with a weapon or with serious injury with or without a weapon."

(c) Oklahoma's apprehensions and escapees at-large are compiled on an aggregate basis, and therefore include escapes from earlier years.

SELECTED CHARACTERISTICS OF ADULT INMATES
(as of July 1, 2001)

STATE	Avg. Age at Commitment	Avg. Sentence (Yrs.)	Avg. Time Served (Yrs.)	Race and Sex Distribution				
				% White	% Black	% Other	% Male	% Female
ALABAMA	35.0	5.8	2.8	35.7%	64.0%	0.3%	93.13%	6.87%
ARKANSAS	30.0	8.2	2.6	49.2%	50.3%	50.0%	93.40%	6.60%
FLORIDA	32.4	4.5	3.1	43.5%	54.0%	2.5%	94.10%	5.90%
GEORGIA	31.8	6.1	5.5	31.0%	69.0%	0.0%	94.00%	6.00%
KENTUCKY	30.5	5.2	1.3	65.3%	33.6%	1.1%	92.60%	7.40%
LOUISIANA	28.9	6.3	3.5	24.3%	75.6%	0.1%	92.80%	7.20%
MARYLAND	29.5	3.8	1.5	22.0%	78.0%	0.0%	95.00%	5.00%
MISSISSIPPI	30.4	4.6	2.7	27.1%	72.3%	0.6%	91.44%	8.56%
MISSOURI	31.9	6.0	2.9	56.8%	42.5%	0.7%	92.72%	7.28%
NORTH CAROLINA	31.0	2.5	1.3	32.4%	62.7%	4.9%	93.55%	6.45%
OKLAHOMA	33.8	5.4	2.2	55.1%	32.8%	12.1%	88.20%	11.80%
SOUTH CAROLINA	30.0	4.6	2.1	31.2%	68.0%	0.8%	93.30%	6.70%
TENNESSEE	32.2	5.3	4.1	46.0%	52.0%	2.0%	94.00%	6.00%
TEXAS	32.6	8.5	4.3	31.1%	43.3%	25.6%	92.26%	7.74%
VIRGINIA	32.5	5.2	3.2	32.8%	66.2%	1.0%	93.60%	6.40%
WEST VIRGINIA	28.0	10.4	1.9	83.0%	16.0%	1.0%	94.00%	6.00%
SLC AVERAGE	31.3	5.8	2.8	41.7%	55.0%	3.3%	93.01%	6.99%

SELECTED CHARACTERISTICS OF ADULT INMATES
(as of July 1, 2001)

STATE	Inmates admitted who were Parole Violators	Inmates Serving 20 yrs. >	Number of Inmates Released from custody in FY 2000 for:							Inmates Serving Life (a)	Inmates Serving Death	Inmates Executed In FY 01
			Expiration	Parole	Goodtime	Probation	Deaths	Other	Total			
ALABAMA	110	11,747	2,929	1,064	0	1,658	64	198	5,913	1,263	186	0
ARKANSAS	6,780	3,535	736	5,950	0	0	36	40	6,762	424	38	2
FLORIDA	6	11,010	16,610	104	0	9,137	196	758	26,805	5,627	370	3
GEORGIA	3,057	6,284	4,670	11,266	n/a	n/a	98	n/a	16,034	246	128	0
KENTUCKY	1,666	3,073	3,882	2,622	0	1,252	36	1,541	9,333	23	41	0
LOUISIANA	8,809	4,623	869	1,121	12,287	642	92	88	15,099	3,668	91	0
MARYLAND	N/A	5,063	5,299	2,993	6,391	n/a	60	381	15,124	213	14	0
MISSISSIPPI	43	2,436	2,388	808	0	2,726	39	1,216	7,177	570	63	0
MISSOURI	9,130	5,347	1,515	18,023	35	4,097	52	932	24,654	781	74	6
NORTH CAROLINA	507	308	17,142	3,980	n/a	0	65	1,619	22,806	3,223	205	2
OKLAHOMA	112	603	3,053	861	0	2,340	61	393	6,708	367	119	15
SOUTH CAROLINA	1,198	3,200	5,265	3,240	(b)	2,281	74	813	11,673	370	70	1
TENNESSEE	827	3,383	3,965	3,773	0	4,247	47	1,204	13,236	180	104	1
TEXAS	12,319	43,882	5,028	11,155	19,390	650	494	0	36,717	n/a	440	20
VIRGINIA	916	10,028	749	2,313	5,585	(c)	77	298	9,022	313	28	6
WEST VIRGINIA	214	n/a	313	542	(d)	203	18	99	1,175	204	(e)	(e)
TOTAL	45,694	114,522	74,413	69,815	43,688	29,233	1,509	9,580	228,238	17,472	1,971	56

(a) Life without the possibility of parole.

(b) Expiration and probation inmates earn good time toward sentences.

(c) Included in "Expiration" Category.

(d) Included in the figure for expiration of sentence.

(e) West Virginia does not have the death penalty.

PROJECTED COSTS OF NEW PRISONS

Data was requested from each state on the projected cost of constructing and operating a new medium security prison. According to the information received, the average size of a planned facility is 1,104 beds and the average cost is \$56.5 million. This equates to an average construction cost per bed of approximately \$51,000. Costs per bed range from \$21,741 in Mississippi to \$87,408 in Kentucky.

Operation of the hypothetical average-sized medium security institution of 1,173 beds would require 256 security officers, 97 support personnel, and an annual operating budget of \$16.4 million. This is an average operating cost per bed of \$13,897 per year. Projected operating costs per bed ranged from \$8,889 in Alabama to \$19,120 in Kentucky.

ENCLOSURE CO212 OF NEW LB13012

SELECTED NEW MEDIUM SECURITY PRISONS: PROJECTED CONSTRUCTION COSTS
(as of July 1, 2001)

	Capcy.	Construction	Design	Supervision	Contingencies	Equipment	Land	Other	Total Costs	Cost per Bed	Method of Financing
AL	n/a	n/a	n/a	n/a	n/a	n/a	n/a	n/a	n/a	n/a	n/a
AR	948	\$25,811,953	\$2,129,598	\$0	\$0	\$0	\$0	\$0	\$27,941,551	\$29,474	Bonds
FL	1,499	\$44,424,326	\$850,000	\$0	\$1,700,000	\$2,000,000	\$0	\$0	\$48,974,326	\$32,671	Cash
GA	1,000	\$46,484,844	\$1,766,424	\$599,248	\$2,481,982	\$777,120	\$0	\$0	\$52,109,018	\$52,109	Bonds
KY	1,000	\$69,129,440	\$6,118,560	\$70,000	\$8,740,000	\$3,000,000	\$250,000	\$100,000	\$87,408,000	\$87,408	Bonds
LA	420	\$14,900,959	\$1,497,159	\$0	\$1,497,159	\$520,000	\$1,040,000	\$0	\$19,455,277	\$46,322	Bonds
MD	1,024	\$74,536,952	\$4,763,000	\$1,588,278	\$3,628,770	\$954,000	\$0	\$0	\$85,471,000	\$83,468	Bonds
MS	1,000	\$21,740,586	\$0	\$0	\$0	\$0	\$0	\$0	\$21,740,586	\$21,741	Bonds
MO	1,596	\$73,042,000	\$4,820,772	\$725,116	\$7,304,200	\$5,827,815	\$0	\$0	\$91,719,903	\$57,469	Bonds
NC	624	\$29,900,000	\$1,750,000	\$125,000	\$900,000	\$0	\$0	\$2,600,000	\$35,275,000	\$56,530	Cash
OK	1,000	\$45,000,000	In construction	In construction	In construction	\$1,785,000	\$0	\$0	\$46,785,000	\$46,785	Bonds
SC	1,500	\$66,000,000	\$4,000,000	\$0	\$2,000,000	\$2,500,000	\$500,000	\$0	\$75,000,000	\$50,000	Bonds
TN	1,700	\$58,440,000	\$2,800,000	\$3,200,000	\$2,900,000	\$2,200,000	\$300,000	\$160,000	\$70,000,000	\$41,176	Bonds
TX	1,000	\$41,190,000	\$4,022,100	\$4,469,000	\$2,234,500	\$3,500,000	\$0	\$230,000	\$55,645,600	\$55,646	Bonds
VA	1,056	\$58,840,206	\$4,648,794	\$1,872,000	\$1,077,000	\$2,000,000	\$0	\$2,252,000	\$70,690,000	\$66,941	Bonds
WV	1,200	\$55,000,000	\$2,500,000	\$0	\$2,500,000	In construction	In construction	\$0	\$60,000,000	\$50,000	Bonds
AVG	1,104								\$56,547,684	\$51,199	

SELECTED NEW MEDIUM SECURITY PRISONS: PROJECTED OPERATING COSTS
(AS OF JULY 1, 2001)

STATE	Maximum Design Capacity	# Positions			Inmates Per Guard	Annual Operating Cost	Average Op. Cost Per Bed
		Security	Non-Security	Total			
ALABAMA	900	153	59	212	5.9	\$8,000,000	\$8,889
ARKANSAS	948	213	61	274	4.5	\$14,033,250	\$14,803
FLORIDA	1,499	244	75	319	6.1	\$16,755,451	\$11,178
GEORGIA	1,000	325	90	415	3.1	\$15,000,000	\$15,000
KENTUCKY	1,788	304	138	442	5.9	\$34,187,000	\$19,120
LOUISIANA	420	309	71	380	1.4	\$6,223,980	\$14,819
MARYLAND	1,024	259	65	324	4.0	\$15,220,434	\$14,864
MISSISSIPPI	1,000	153	88	241	6.5	\$10,322,200	\$10,322
MISSOURI	1,596	236	127	363	6.8	\$19,757,883	\$12,380
NORTH CAROLINA	816	254	74	328	3.2	\$14,321,319	\$17,551
OKLAHOMA	1,000	152	102	254	6.6	\$12,519,179	\$12,519
SOUTH CAROLINA	1,500	350	150	500	4.3	\$28,314,000	\$18,876
TENNESSEE	1,700	294	158	452	5.8	\$23,268,750	\$13,688
TEXAS	1,000	184	85	269	5.4	\$13,106,460	\$13,106
VIRGINIA	1,382	218	139	357	6.3	\$14,152,000	\$10,240
WEST VIRGINIA	1,200	450	75	525	2.7	\$18,000,000	\$15,000
AVERAGE	1,173	256	97	353	4.6	\$16,448,869	\$13,897

PROBATION AND PAROLE

Several states reported that the probation and/or parole functions are handled by agencies other than the corrections departments. There are 989,963 persons assigned to supervised probation in the region. Exclusive of Georgia, supervision is provided for 172,116 parolees in the region. Based on information provided by those agencies reporting, there are 15,865 probation and parole agents supervising the 1,162,079 total probationers and parolees reported in the region.

On average, there are 73.2 offenders per agent. The number of offenders per agent ranges from 142.6 in Arkansas to 44.3 in West Virginia. The average number of inmates and probationers per 100,000 population was 1,653 for the southern states. Texas ranks first with 2,424 per 100,000 population and West Virginia ranks last with 304 per 100,000 population. The average expenditure per offender is \$1,202 per year of which 85.2 percent is derived from state sources.

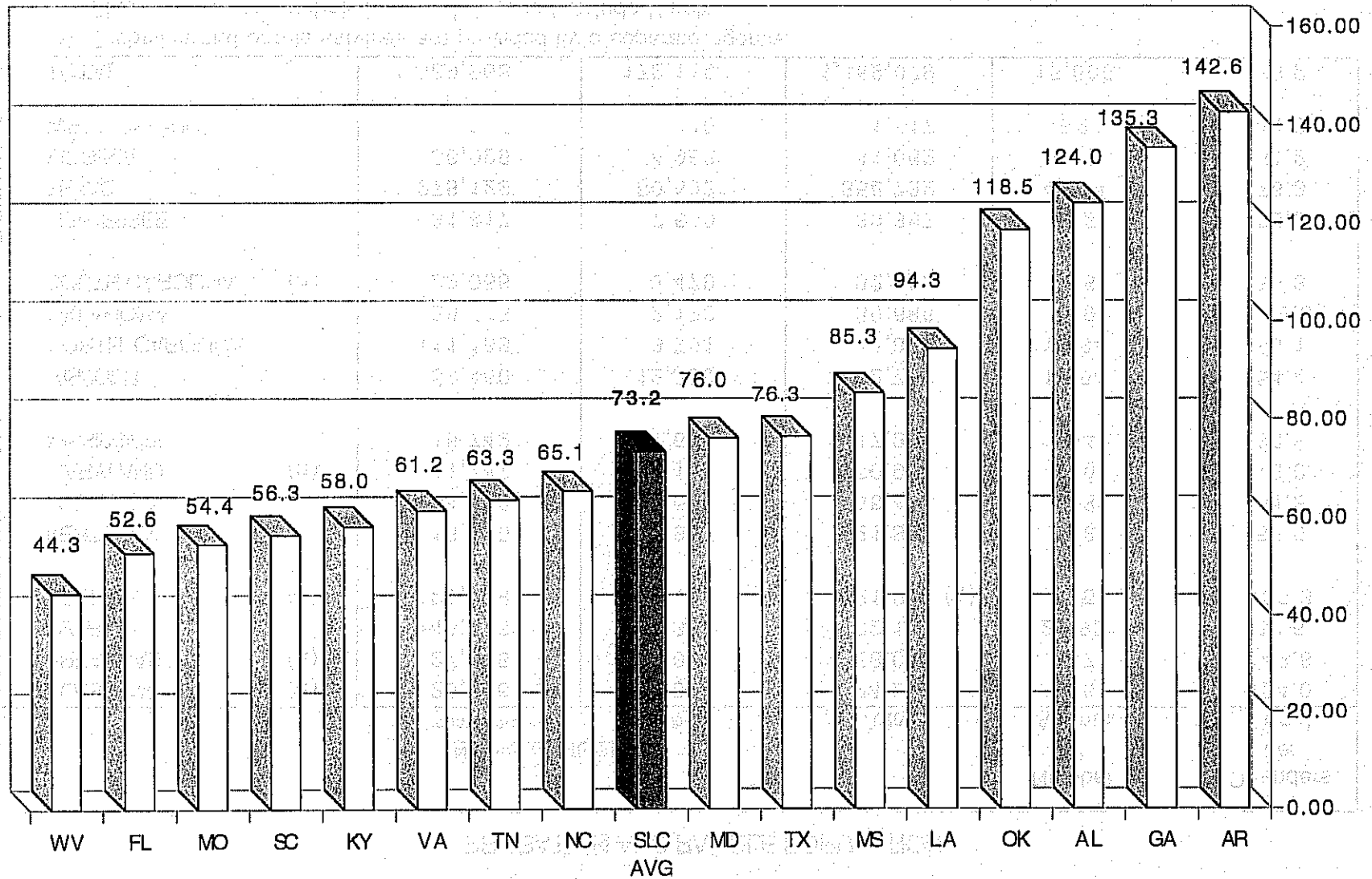
PROBATION AND PAROLE POPULATION

		<u>Number of Offenders</u>		Total	Number of Agents	Offenders Per Agent
		Probationers	Parolees			
ALABAMA	(a)	20,906	3,390	24,296	196	124.0
ARKANSAS	(a)	27,975	10,090	38,065	267	142.6
FLORIDA		145,826	6,305	152,131	2,893	52.6
GEORGIA	(a)	121,098	n/a	121,098 (b)	895	135.3
KENTUCKY		16,480	4,857	21,337	368	58.0
LOUISIANA		34,368	21,065	55,433	588	94.3
MARYLAND	(a)	41,747	9,156	50,903	670	76.0
MISSISSIPPI		15,749	1,645	17,394	204	85.3
MISSOURI		50,460	12,299	62,759	1,154	54.4
NORTH CAROLINA		111,163	3,701	114,864	1,764	65.1
OKLAHOMA		28,513	2,173	30,686	259	118.5
SOUTH CAROLINA	(a)	29,056	3,479	32,535	578	56.3
TENNESSEE		31,817	7,550	39,367	622	63.3
TEXAS		278,129	80,603	358,732	4,704	76.3
VIRGINIA		36,099	4,963	41,062	671	61.2
WEST VIRGINIA		577	840	1,417	32	44.3
TOTAL		989,963	172,116	1,162,079	15,865	73.2

(a) Probation and parole services are provided by a separate agency.

(b) Figure is only for Probationers and does not include Parolees.

OFFENDERS PER PROBATION/PAROLE AGENT



TOTAL STATE INMATES AND PROBATIONERS PER 100,000

POPULATION

(As of July 1, 2001)

STATE	Total State Inmates	Total State Inmates Per 100,000 Pop.	Rank in SLC	Total Probationers	Total State Probationers Per 100,000 Pop.	Rank in SLC	Total Inmates & Probationers	Per 100,000 Pop.	Rank in SLC
ALABAMA	27,286	614	4	24,296	546	14	51,582	1,160	12
ARKANSAS	11,800	441	12	38,065	1,424	4	49,865	1,866	4
FLORIDA	72,007	451	10	152,131	952	8	224,138	1,402	9
GEORGIA	46,707	571	6	121,098	1,479	2	167,805	2,050	2
KENTUCKY	15,556	385	15	21,337	528	15	36,893	913	15
LOUISIANA	35,486	794	1	55,433	1,241	5	90,919	2,035	3
MARYLAND	23,698	447	11	50,903	961	7	74,601	1,409	8
MISSISSIPPI	16,932	595	5	17,394	611	12	34,326	1,207	11
MISSOURI	28,145	503	9	62,759	1,122	6	90,904	1,625	6
NORTH CAROLINA	31,799	395	14	114,864	1,427	3	146,663	1,822	5
OKLAHOMA	22,869	663	3	30,686	889	9	53,555	1,552	7
SOUTH CAROLINA	21,765	542	7	32,535	811	10	54,300	1,353	10
TENNESSEE	22,949	403	13	39,367	692	11	62,316	1,095	14
TEXAS	146,617	703	2	358,732	1,720	1	505,349	2,424	1
VIRGINIA	37,405	528	8	41,062	580	13	78,467	1,108	13
WEST VIRGINIA	4,076	225	16	1,417	78	16	5,493	304	16
TOTAL/AVG	565,097	541		1,157,764	1,108		1,727,176	1,653	

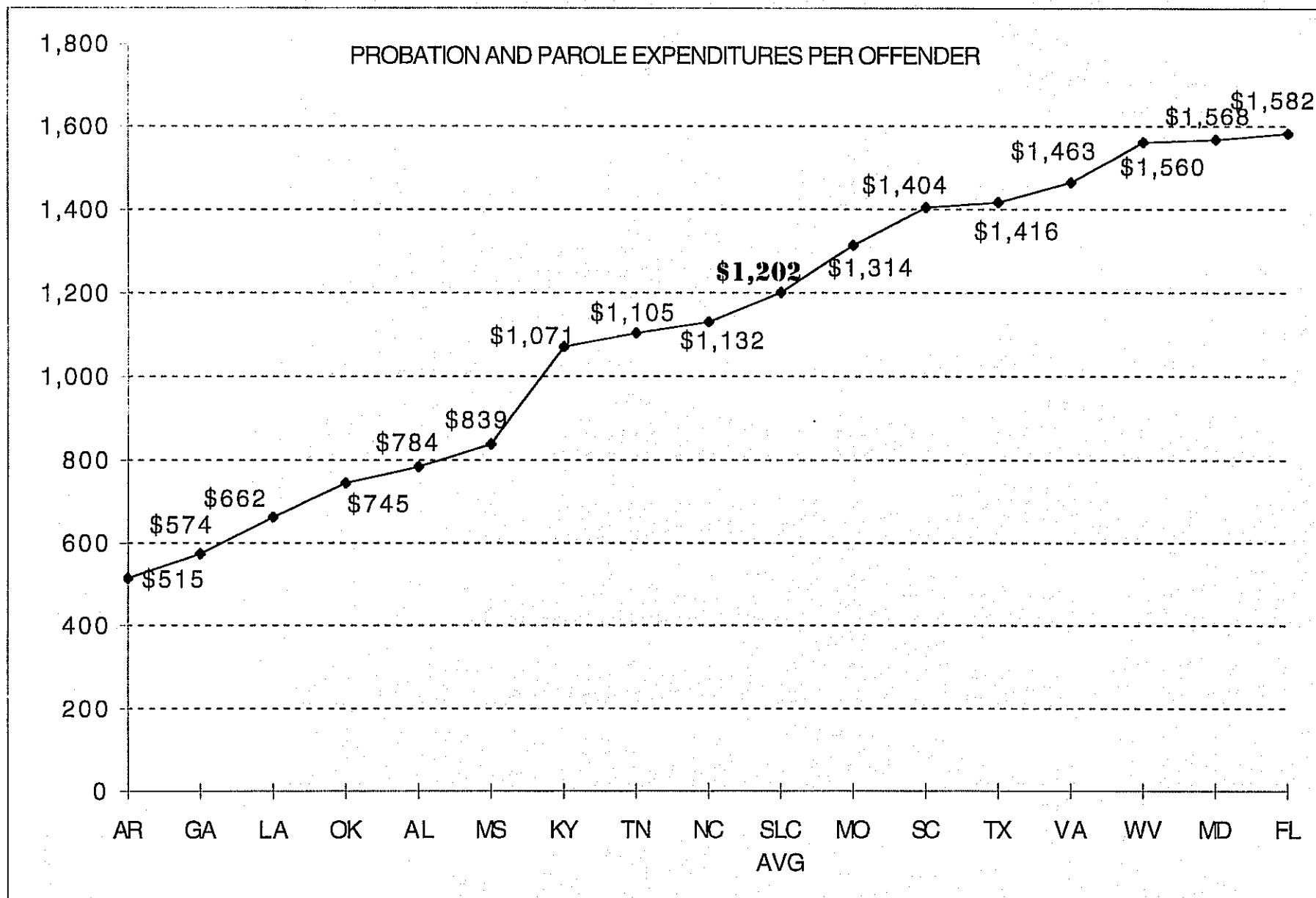
PROBATION AND PAROLE FUNDING

STATE		State Funds	Supervision Fees	Other Funds	Total	Exp. Per Offender	Rank
ALABAMA	(a)	\$13,782,436	\$5,135,000	\$136,484	\$19,053,920	\$784	12
ARKANSAS	(a)	\$15,100,000	\$4,500,000	\$0	\$19,600,000	\$515	16
FLORIDA		\$223,090,449	\$8,890,126	\$8,691,367	\$240,671,942	\$1,582	1
GEORGIA	(a)	\$69,460,961	\$0	\$0	\$69,460,961	\$574 (b)	15
KENTUCKY		\$22,728,700	\$0	\$116,200	\$22,844,900	\$1,071	10
LOUISIANA		\$26,763,269	\$9,908,435	\$0	\$36,671,704	\$662	14
MARYLAND	(a)	\$79,033,177	\$0	\$759,556	\$79,792,733	\$1,568	2
MISSISSIPPI		\$11,201,504	\$3,386,120	\$0	\$14,587,624	\$839	11
MISSOURI		\$82,493,997	\$0	\$0	\$82,493,997	\$1,314	7
NORTH CAROLINA		\$130,000,000	\$0 (c)	\$0	\$130,000,000	\$1,132	8
OKLAHOMA		\$16,628,089	\$6,230,086	\$0	\$22,858,175	\$745	13
SOUTH CAROLINA	(a)	\$23,632,157	\$3,056,349	\$18,998,196	\$45,686,702	\$1,404	6
TENNESSEE		\$41,437,680	\$1,691,220	\$368,200	\$43,497,100	\$1,105	9
TEXAS		\$374,190,567	\$113,971,405	\$19,696,942	\$507,858,914	\$1,416	5
VIRGINIA		\$59,249,549	\$0	\$829,560	\$60,079,109	\$1,463	4
WEST VIRGINIA		\$1,908,636	\$301,791	\$0	\$2,210,427	\$1,560	3
TOTAL		\$1,190,701,171	\$157,070,532	\$49,596,505	\$1,397,368,208		
Average		\$74,418,823	\$14,279,139	\$6,199,563.13	\$87,335,513	\$1,202	

(a) Probation and parole services are provided by a separate agency.

(b) Figure is only for probationers and does not include parolees.

(c) Supervision fees are collected \$20 per month, but do not go into corrections budget.



REHABILITATION

Rehabilitation is a process of helping people who have been affected by a disaster to return to a normal life. It is a process of helping people to rebuild their lives and communities. Rehabilitation is a process of helping people to recover from the physical, emotional, and social effects of a disaster. It is a process of helping people to regain their sense of purpose and direction. Rehabilitation is a process of helping people to rebuild their lives and communities. It is a process of helping people to recover from the physical, emotional, and social effects of a disaster. It is a process of helping people to regain their sense of purpose and direction.

This is the sixth year data has been compiled regarding Rehabilitation. All of the sixteen states reported that they have Adult Basic Education and/or Literacy programs. Also, all sixteen states provide some form of Vocational Education to inmates within their system. The number of inmates receiving their GED ranged from 100 in West Virginia to 5,534 in Texas. Fourteen states reported the percentage of the Corrections budget allocated to rehabilitation. They range from .5 percent in Georgia to 10 percent in West Virginia.

REHABILITATION

INMATE REHABILITATION

State	Adult Basic Education	Literacy Programs	Average Monthly Enrollment		Religious Guidance	On-The-Job Training	Number Receiving GED FY 2000	% of Budget Allocated to Rehab Programs	
			Vocational Education						
ALABAMA	328	2,530	634	1,525		n/a	258	n/a	(a)
ARKANSAS	3,850	2,053	305	2,000		580	809	n/a	(a)
FLORIDA	5,170	1,479	3,769	16,545		368	1,257	2.80%	
GEORGIA	19,788	14,372	1,558	6,210		1,027	1,204	0.50%	
KENTUCKY	3,723	1,348	1,308	25		540	442	2.00%	
LOUISIANA	1,079	1,503	940	411		820	625	0.70%	
MARYLAND	2,385	2,703	1,300	3,200		1,300	966	2.50%	
MISSISSIPPI	605	747	440	14,055		440	373	2.00%	
MISSOURI	4,000	260	621	6,238		n/a	1,989	1.00%	
N. CAROLINA	3,100	1,900	1,800	n/a		n/a	2,200	1.40%	
OKLAHOMA	155	154	112	n/a		n/a	1,274	7.50%	
S. CAROLINA	4,955	2,526	1,020	8,556		2,480	890	2.70%	
TENNESSEE	1,500	(c)	1,500	n/a		n/a	1,000	1.80%	
TEXAS	25,957	25,957	5,139	137,050		n/a	5,534	6.00%	(c)
VIRGINIA	5,596	2,674	2,662	n/a		n/a	1,068	3.50%	
W. VIRGINIA	350	380	400	500		500	100	10.00%	

(a) Funding for the rehabilitation programs is not provided by the Department of Corrections but through the State Post Secondary Education Program.

(b) Tennessee's Adult Basic Education and Literacy program figures are combined.

(c) This figure includes the Institutional Division, Community Justice Assistance Division, Parole Division and Windham School systems.

PRISON INDUSTRIES

All sixteen states maintain a prison industries program. Total gross sales in all product lines was \$477 million for those programs operated by corrections departments. The operations employed 24,572 inmates, an average of 6.01 hours per day. Inmate reimbursement averaged \$.47 per hour ranging from \$0.00 to \$1.0 per hour. State use laws have been enacted by most of the states, with the exception of Arkansas, Florida, Georgia, Kentucky, Mississippi, and Tennessee.

PRISON INDUSTRIES

PRISON INDUSTRIES

State	Total Sales	Net Profit	# Inmates Employed	Inmate Pay/Hr.	Hrs./Day/ Inmate	Largest Product Lines		State Use Law	
						Line	Gross Sales	Yes	No
ALABAMA	\$14,400,000	\$2,800,000	750	\$0.25	8	Janitorial Chemicals	\$1,050,000	X	
						Clothing	\$1,020,000		
						Standard Furniture	\$860,000		
						Metal Furniture	\$390,000		
						Chairs	\$390,000		
ARKANSAS	\$5,527,848	(\$11,783)	580	\$0.00	8	Duplicating (printing)	\$1,005,590		x
						Clothing	\$1,518,255		
						Furniture	\$846,657		
						Chair Operation	\$628,906		
						Janitorial	\$489,034		
FLORIDA	\$93,677,025	(\$156,562)	4,684	\$0.51	4-6	Food & Food Products	\$14,400,000		x
						Textiles, Garments, Apparel	\$13,000,000		
						Furniture	\$11,500,000		
						License Plates	\$6,500,000		
						Agricultural Commodities	\$5,500,000		
GEORGIA	\$28,176,430	\$3,065,259	1,400	0	6.5	Signs/Screens	\$4,110,054		x
						Chemicals	\$3,577,583		
						Garments	\$4,645,040		
						License Plates	\$3,416,940		
						Printing	\$2,570,482		
KENTUCKY	\$13,626,608	\$910,394	789	\$0.80	6	Office Furniture	\$2,406,834		x
						License Tags	\$2,489,539		
						Printing	\$1,116,423		
						Clothing	\$744,400		
LOUISIANA	\$9,977,099	\$1,548,268	820	\$0.14	6.5	Garments	\$2,835,627	x	
						License Tags	\$2,027,759		
						Chemicals (Soap/Cleaning)	\$1,436,191		
						Furniture	\$1,262,232		
						Mattress, Brooms, Mops	\$655,116		
MARYLAND	\$38,020,211	1,462,222	1,377	\$0.80	5.5	Partitions	\$5,960,814	X	
						Meat	\$4,490,210		
						Wood	\$3,700,963		
						Tags	\$3,411,565		
						Upholstery	\$3,234,845		
MISSISSIPPI	\$5,453,000	\$401,000	400	\$0.33	7	Garment	\$1,923,000		X
						Printing	\$1,095,000		
						Metal Fab	\$581,000		
						Furniture	\$572,000		
						Services	\$426,000		

State	Total Sales	Net Profit	# Inmates Employed	Inmate Pay/Hr.	Hrs./Day/ Inmate	Largest Product Lines		State Use Law	
						Line	Gross Sales	Yes	No
MISSOURI	\$27,831,771	(\$5,060,045)	\$1,400	.13 - .72	6.5	License Plates Furniture Office Supplies Laundry/Dry Cleaning Metal Products/Signs	\$4,698,345 \$4,325,256 \$4,042,103 \$3,113,765 \$2,991,140	x	
N. CAROLINA	\$71,348,000	\$363,000	2,000	\$0.18	7.5	Meat Sewing Signs Laundry Paint	\$11,113,000 \$9,410,000 \$7,895,000 \$7,295,000 \$6,357,000	x	
OKLAHOMA	\$11,640,388	\$1,354,869	1,250	\$0.44	7.5	Modular Panel Systems Wood Furniture Tags Upholstery Garments	\$1,554,889 \$1,349,577 \$1,429,374 \$1,142,505 \$1,556,177	x	
S. CAROLINA	\$19,986,784 (In 2000)	N/A	\$2,000	\$0.25	6.5	Printing Apparel Office Furniture Modular Panel Systems Tire Retreading	\$3,103,814 \$1,811,277 \$1,173,744 \$1,093,121 \$1,052,638	x	
TENNESSEE	\$19,800,000	\$1,600,000	960	\$1.00	6.5	License Plates Textiles Printing Services Wood Furniture Metal Furniture	\$5,800,000 \$2,700,000 \$1,300,000 \$1,700,000 \$930,000		x
TEXAS	\$70,893,158	\$366,395	4,636	\$0.00	8	Metal Garment Modular Furniture Wood Furniture License/Sticker	\$6,698,650 \$24,387,360 \$5,718,232 \$2,924,081 \$10,424,360	x	
VIRGINIA	\$38,422,922	\$1,410,866	1,293	\$0.66	5.6	Office Systems License Tags Wood Furniture Clothing Metal Furniture	\$9,866,273 \$7,506,235 \$6,947,183 \$5,533,109 \$2,944,714	X	
W. VIRGINIA	\$8,193,517	\$624,371	233	\$0.76	varies	Quick Copy Printing License Plates Stock Room Furniture	\$1,654,189 \$1,402,470 \$857,120 \$649,698 \$617,439	X	
TOTAL/AVG	\$476,974,761	\$10,678,254	24,572	\$0.47	6.01				

PRIVATIZATION

Privatization of Services for the SLC region encompasses a wide array of services. They include, but are not limited to the following: (1) Medical and Drug Treatment Services; (2) Halfway Houses, Community Rehabilitation Centers, and Work Release Centers; (3) Food Service; (4) Electronic Monitoring; and (5) Management of Prison Facilities. The total value of these services is approximately \$1.2 billion serving approximately 341,337 inmates.

**PRIVATIZATION OF SERVICES
(FY 2000-01)**

State	Type of Services	Value of Service	Number of Inmates/Beds
Alabama	Medical Services	\$26,000,000	22,692
Arkansas	Medical/Dental	\$1,400,000	950
Florida	Food Services	\$8,664,300	8,364
	Health Services	\$21,068,114	5,078
	Substance Abuse	\$5,572,259	11,491
Georgia	Private Prisons (3)	\$72,873,710	4,550
Kentucky	Management of two private facilities	\$15,000,000	1,300
Louisiana	Community Based Rehabilitation Centers	\$2,596,464	399
	Corrections Corp. of America-WNC	\$15,330,857	1,524
	Wackenhut Corporation-ALC	\$14,862,032	1,524
Maryland	Food Services	\$9,079,627	6,829
	Medical Services	\$59,000,000	26,000
Mississippi	Medical	\$25,897,777	4,967
	Private Prison	\$2,482,453	3,468
	County/Regional	\$18,475,689	2,035
	County Jails	\$13,167,441	1,133
Missouri	Medical Services	\$49,459,924	27,542

PRIVATIZATION OF SERVICES
(FY 2000-01)

State	Type of Services	Value of Service	Inmates/Beds
North Carolina	Medical Services	\$3,275,187	1,634
	Substance Abuse Treatment Beds	\$7,544,437	321
	Private Prisons	\$12,257,066	628
	Halfway House	\$318,200	20
Oklahoma	Private Prisons	\$93,922,130	5,653
	Halfway House	\$10,776,062	898
South Carolina	Medical Services	\$18,000,000	3,000
Tennessee	Facility Operation	\$50,102,877	3,531
	Medical	\$11,133,027	9,114
	Food Service	\$12,118,875	13,389
Texas	Medical Services	\$336,665,370	135,401
	Private Non-Secure Facilities		
	County Jails	\$827,236	80
	Halfway House	\$6,800,000	620
	Substance Abuse	\$21,700,000	1,987
	Private Secure Facilities		
	ID Facilities	\$43,500,000	3,578
	State Jail Facilities	\$78,200,000	7,297
	Parole Facilities	\$58,700,000	4,969
	County Leased Beds	\$36,300,000	2,491
Virginia	Medical Services	\$21,925,169	10,158
	Food Services	\$1,330,406	1,151
	Housing of Inmates in Private Facilities	\$16,295,172	1,571
West Virginia	Medical Services	\$6,000,000	2,000
	Food Services	\$2,000,000	2,000
Total		\$1,210,621,861	341,337

STATE PROFILES

The data collected from the individual survey responses was compiled into a "Corrections State Profile" for each state. These profiles include inmate demographics, the most frequently committed crimes in each state, HIV/AIDS information and statistics, methods utilized by the member states to relieve overcrowding, court order requirements in each state, and state initiatives. The initiatives discussed for 2000 include "The Elderly and Infirm Population in the Corrections System" and "Prison Based Substance Abuse Treatment Programs".

Comparisons of selected inmate characteristics in each state profile are found in the chapter entitled "Staffing Patterns and Inmate Characteristics". Also, a comparison is made in each profile of the number of drug offenders included in the total inmate population. For purposes of this survey, drug offenders are defined as those individuals sentenced for offenses related to possession, sale, use, growing, and manufacturing of narcotic drugs.

STATE CORRECTIONS PROFILE

SELECTED CHARACTERISTICS OF ADULT INMATES (AS OF JULY 1, 2001)

PROFILE QUESTION

AVERAGE AGE AT COMMITMENT:

TOTAL NUMBER OF INMATES 50 YEARS OR OLDER:

AVERAGE SENTENCE FOR NEW COMMITMENTS:
(EXCLUDING LIFE SENTENCES)

AVERAGE TIME SERVED BY THOSE RELEASED:
(EXCLUDING LIFE SENTENCES)

THE THREE (3) MOST FREQUENTLY COMMITTED CRIMES FOR WHICH
INMATES ARE CURRENTLY SERVING TIME:

RACE AND SEX DISTRIBUTION:

PERCENTAGE WHITE

PERCENTAGE BLACK

PERCENTAGE OTHER

PERCENTAGE MALE

PERCENTAGE FEMALE

NUMBER OF INMATES SERVING LIFE

NUMBER OF INMATES SERVING LIFE (WITHOUT PAROLE)

NEW COMMITMENTS TO LIFE SENTENCES:

STATE RESPONSE:

35 YEARS

2,116 INMATES

5 YEARS, 10 MONTHS

2 YEARS 9.5 MONTHS

- A. THEFT OF PROPERTY/ROBBERY
- B. POSSESSION/DISTRIBUTION OF A
CONTROLLED SUBSTANCE
- C. FORGERY

35.70%

64.00%

0.30%

93.13%

6.87%

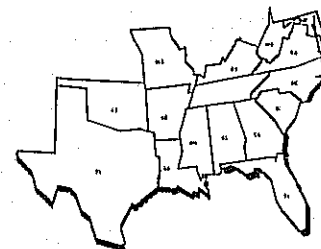
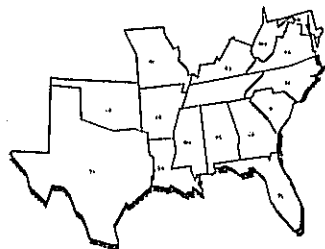
3,289 INMATES

1,263 INMATES

265 INMATES

ALABAMA

STATE CORRECTIONS PROFILE



SELECTED CHARACTERISTICS OF ADULT INMATES (AS OF JULY 1, 2001)

PROFILE QUESTION

INMATES SERVING DEATH SENTENCES:

STATE RESPONSE:

186

INMATES EXECUTED IN FY 2001

0

INMATES SERVING TWENTY (20) YEARS OR MORE:

11,747 INMATES

INMATES THAT HAVE ALREADY SERVED TWENTY (20)

YEARS OF THEIR CURRENT SENTENCE:

N/A

INMATES ADMITTED WHO WERE PAROLE VIOLATORS:

110 INMATES

INMATES RELEASED FROM CUSTODY IN FY 01 FOR THE FOLLOWING:

EXPIRATION OF SENTENCE

2,929 INMATES

PAROLE

1064 INMATES

GOODTIME

0 INMATES

PROBATION

1658 INMATES

DEATH

64 INMATES

OTHER

198 INMATES

TOTAL

5,913 INMATES

METHOD IN WHICH "GOODTIME" IS CALCULATED:

No Response

IS MEDICAL-EARLY OR COMPASSIONATE RELEASE ALLOWED:

No

NUMBER OF INMATES RELEASED IN FY 2001 BASED ON THE ABOVE:

0 INMATES

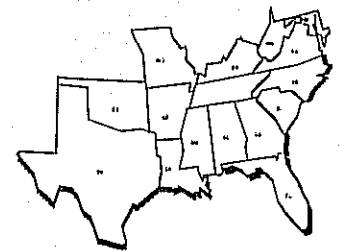
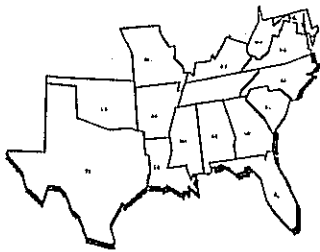
INMATES BETWEEN THE AGES OF 17 AND 20:

1,317 INMATES

ALABAMA

STATE CORRECTIONS PROFILE

SELECTED CHARACTERISTICS OF ADULT INMATES (HIV/AIDS AS OF JULY 1, 2001)



PROFILE QUESTION

NUMBER OF AIDS CASES:

STATE RESPONSE:

N/A

NUMBER OF INMATES TESTED FOR HIV ANTIBODIES

ALL INMATES ARE TESTED.

TESTING OF INMATES BY CATEGORY:

ADMISSION

THIS IS REQUIRED BY STATUTE

ALL INMATES

RANDOM

N/A

INCIDENT

N/A

HIGH RISK GROUP

N/A

SYSTEMS FREQUENCY OF TESTING:

ALL ENTRY/EXIT

INMATES TESTING POSITIVE FOR HIV ANTIBODIES:

N/A

NOTE: ALABAMA STATE LAW REQUIRES THE SEPARATION OF ALL INMATES WITH SEXUALLY TRANSMITTED DISEASES.

COURT ORDER REQUIREMENTS

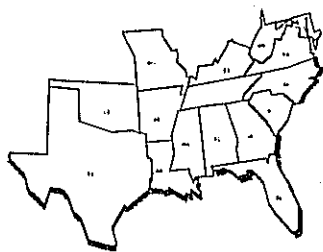
THE ALABAMA DEPARTMENT OF CORRECTIONS HAS INDICATED THAT THEY ARE UNDER A FEDERAL COURT ORDER SETTLEMENT SINCE 1999 AND A STATE COURT ORDER SINCE 1996. THESE COURT ORDER REQUIREMENTS INCLUDE: MENTAL HEALTH CARE, REMOVAL OF STATE READY INMATES FROM COUNTY JAILS, AND CREATION OF SECULAR SAP PROGRAM.

STATE INITIATIVES

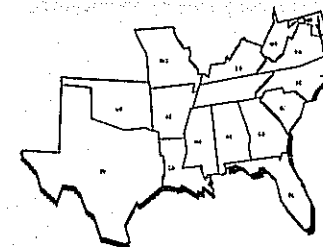
ELDERLY OR INFIRMED INMATES

THE ALABAMA DEPARTMENT OF CORRECTIONS HOUSES AGED AND INFIRMED INMATES AT THE HAMILTON PRISON FOR THE AGED AND INFIRMED IN HAMILTON, ALABAMA. THIS 200-BED PRISON IN NORTHWESTERN ALABAMA NEAR THE MISSISSIPPI LINE IS ONE OF ONLY A FEW IN THE NATION SPECIALIZING IN AGED AND DISABLED INMATES.

ALABAMA

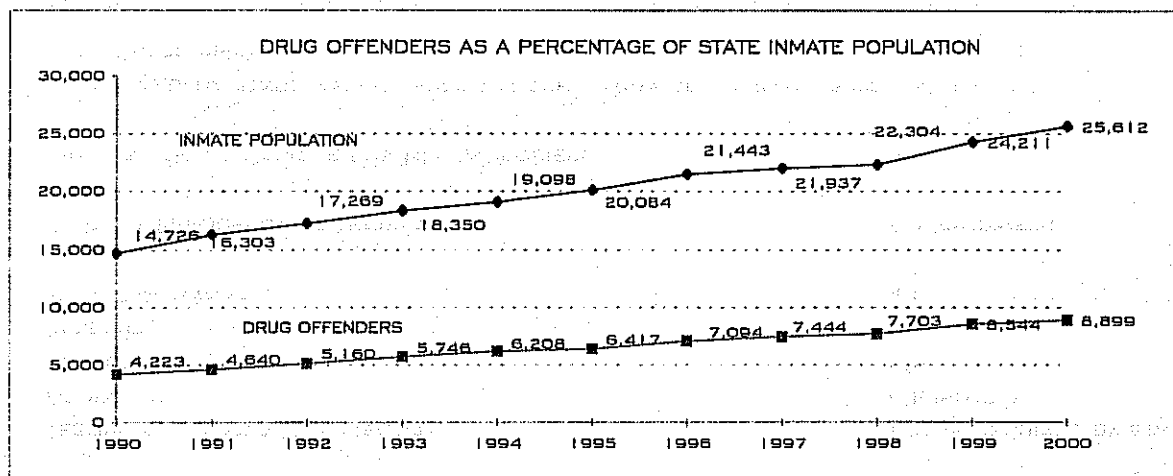


STATE CORRECTIONS PROFILE



PRISON BASED SUBSTANCE ABUSE TREATMENT PROGRAMS

ALABAMA HAS WITNESSED AN INCREASE IN THE CRIME RATE ESPECIALLY AS IT RELATES TO DRUG/ALCOHOL USE. REHABILITATION AND TREATMENT WILL HOPEFULLY ENABLE THE INMATE TO INTEGRATE BACK INTO FAMILY AND SOCIETY, BECOMING AN ASSET TO THE COMMUNITY, AND A WORKING TAXPAYER RATHER THAN A TAX LIABILITY. AN ADDITIONAL BENEFIT IS REALIZED IN A REDUCTION OF OVER CROWDING IN THE PRISON SYSTEM. ALABAMA WAS THE FIRST STATE IN THE NATION TO OPEN A PENAL FACILITY TOTALLY DEDICATED TO DRUG TREATMENT LOCATED AT VENTRESS CORRECTIONAL FACILITY IN CLAYTON, ALABAMA. INMATES HAVING BEEN ASSESSED ON ENTRY INTO THE ALABAMA DEPARTMENT OF CORRECTIONS AS NEEDING SUBSTANCE ABUSE TREATMENT ARE PLACED IN ONE OF THE FOLLOWING PROGRAMS: PRE-TREATMENT PHASE; 8 WEEK SUBSTANCE ABUSE PROGRAM; 15 WEEK DUAL DISORDERS PROGRAM; THERAPEUTIC COMMUNITY; AFTERCARE (CONTINUED RECOVERY); 6 MONTH CRIME BILL PROGRAM.

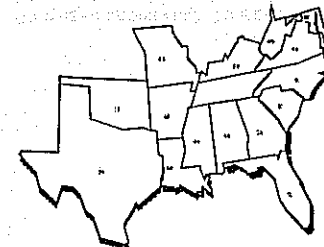
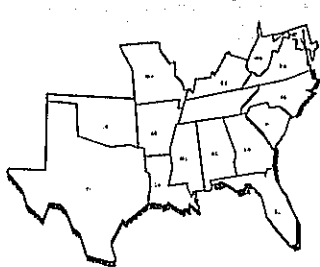


NOTE: THE NUMBER OF DRUG OFFENDERS RELATED TO THE TOTAL INMATE POPULATION FOR ALABAMA HAS INCREASED FROM 28.7% IN 1990 TO 34.7% IN 2000.

ALABAMA

STATE CORRECTIONS PROFILE

SELECTED CHARACTERISTICS OF ADULT INMATES (AS OF JULY 1, 2001)



PROFILE QUESTION

AVERAGE AGE AT COMMITMENT:

TOTAL NUMBER OF INMATES 50 YEARS OR OLDER:

AVERAGE SENTENCE FOR NEW COMMITMENTS:

(EXCLUDING LIFE SENTENCES)

AVERAGE TIME SERVED BY THOSE RELEASED:

(EXCLUDING LIFE SENTENCES)

THE THREE (3) MOST FREQUENTLY COMMITTED CRIMES FOR WHICH
INMATES ARE CURRENTLY SERVING TIME:

RACE AND SEX DISTRIBUTION:

PERCENTAGE WHITE

PERCENTAGE BLACK

PERCENTAGE OTHER

PERCENTAGE MALE

PERCENTAGE FEMALE

NUMBER OF INMATES SERVING LIFE

NUMBER OF INMATES SERVING LIFE (WITHOUT PAROLE)

NEW COMMITMENTS TO LIFE SENTENCES:

STATE RESPONSE:

30

240 INMATES

8 YEARS

2.6 YEARS

A. CONTROLLED SUBSTANCE

B. HOMICIDE

C. SEXUAL OFFENSES

49.20%

50.30%

0.50%

93.40%

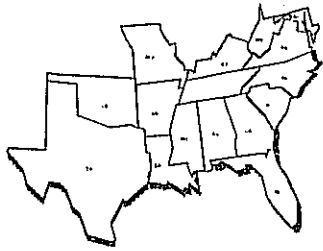
6.60%

701 INMATES

424 INMATES

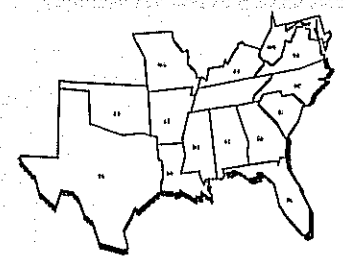
24 INMATES

ARKANSAS



STATE CORRECTIONS PROFILE

SELECTED CHARACTERISTICS OF ADULT INMATES (AS OF JULY 1, 2001)



PROFILE QUESTION

INMATES SERVING DEATH SENTENCES:

INMATES EXECUTED IN FY 2001

INMATES SERVING TWENTY (20) YEARS OR MORE:

INMATES THAT HAVE ALREADY SERVED TWENTY (20)
YEARS OF THEIR CURRENT SENTENCE:

INMATES ADMITTED WHO WERE PAROLE VIOLATORS:

INMATES RELEASED FROM CUSTODY IN FY 00 FOR THE FOLLOWING:

EXPIRATION OF SENTENCE

PAROLE

GOODTIME

PROBATION

DEATH

OTHER

TOTAL

METHOD IN WHICH "GOODTIME" IS CALCULATED:

IS MEDICAL-EARLY OR COMPASSIONATE RELEASE ALLOWED:

NUMBER OF INMATES RELEASED IN FY 01 BASED ON THE ABOVE:

INMATES BETWEEN THE AGES OF 17 AND 20:

STATE RESPONSE:

38 INMATES

2 INMATES

3,535 INMATES

394 INMATES

6,780 INMATES

736 INMATES

5,950 INMATES

N/A

N/A

38 INMATES

40 INMATES

6,764 INMATES

N/A

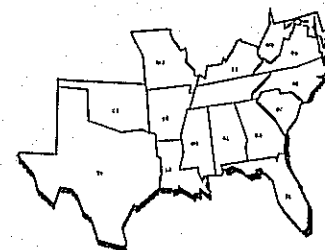
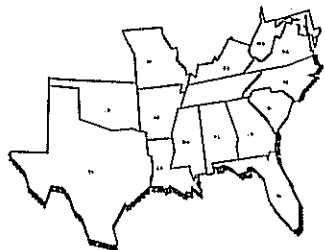
Yes

N/A

760 INMATES

ARKANSAS

STATE CORRECTIONS PROFILE



SELECTED CHARACTERISTICS OF ADULT INMATES (HIV/AIDS AS OF JULY 1, 2001)

PROFILE QUESTION

STATE RESPONSE:

NUMBER OF AIDS CASES: 27 INMATES

NUMBER OF INMATES TESTED FOR HIV ANTIBODIES: 3,883 INMATES

TESTING OF INMATES BY CATEGORY:

ADMISSION

ALL

RANDOM

N/A

INCIDENT

BITES AND FIGHTS

HIGH RISK GROUP

TB & SEXUALLY ACTIVE

SYSTEMS FREQUENCY OF TESTING:

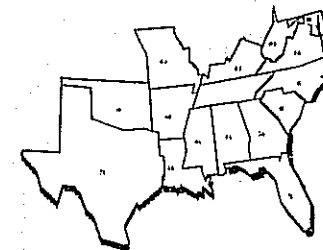
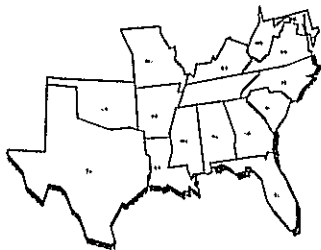
UPON INTAKE, THEREAFTER, UPON
REASON OR REQUEST

INMATES TESTING POSITIVE FOR HIV ANTIBODIES: 14 INMATES

THE ARKANSAS DEPARTMENT OF CORRECTIONS DOES INSTITUTE A FORM OF ISOLATION, KNOWN AS MEDICAL ISOLATION, WHICH IS ADMINISTERED ONLY AS NECESSARY. SHOULD AN INMATE DEMONSTRATE ABHORRENT BEHAVIOR SUCH AS ASSAULT, ENGAGING IN SEX W/OTHER INMATES, OR BE CONVICTED OF "KNOWINGLY" TRANSMITTING HIV AN INMATE IS PLACED IN CLOSED CUSTODY SINGLE-CELL ISOLATION. OTHERWISE, HIV INFECTED INMATES MAY BE HOUSED IN GENERAL POPULATION.

ARKANSAS

STATE CORRECTIONS PROFILE



METHODS OF RELIEVING OVERCROWDING

THE GENERAL ASSEMBLY OF ARKANSAS ESTABLISHED ACT 418 IN 1987, WHICH PROVIDES THE DEPARTMENT OF CORRECTIONS WITH THE "PRISON OVERCROWDING EMERGENCY POWERS ACT." UNDER AUTHORITY GRANTED BY THIS ACT, THE CORRECTIONS BOARD MAY DECLARE A "PRISON OVERCROWDING STATE OF EMERGENCY" WHEN THE PRISON POPULATION EXCEEDS 98% OF CAPACITY FOR THIRTY CONSECUTIVE DAYS. DURING SUCH AN EMERGENCY, THE BOARD MAY MOVE UP PAROLE ELIGIBILITY AND/OR DISCHARGE DATES BY UP TO NINETY DAYS FOR RELEASE. THE ACT MAY BE INVOKED EACH NINETY DAYS THEREAFTER IF THE BOARD DECLARES AN EMERGENCY. SINCE 1983, THE DEPARTMENT HAS FROZEN INTAKE ON VARIOUS OCCASIONS SO AS NOT TO OVERCROWD AND THUS INMATES WERE BACKED UP IN COUNTY JAILS. THEREFORE, THE DEPARTMENT'S UNITS HAVE NEVER BEEN OVERCROWDED.

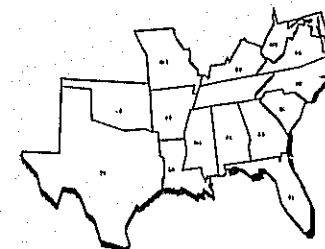
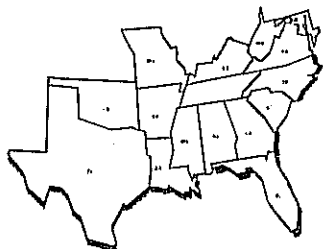
THE 1993 GENERAL ASSEMBLY ENACTED ACT 548 AND ACT 531, KNOWN AS THE COMMUNITY PUNISHMENT ACT TO PROMOTE AN ALTERNATIVE TO TRADITIONAL PRISONS BY OFFERING A WELL-ROUNDED APPROACH TO COMMUNITY PUNISHMENT THROUGH THE USE OF SUPERVISION, FACILITIES, AND PROGRAMS FOR LOW-RISK OFFENDERS.

IN ADDITION, ACT 549 CREATED THE DEPARTMENT OF COMMUNITY PUNISHMENT (JULY 1, 1993). THE DEPARTMENT IS COMPRISED OF ADULT PROBATION, PAROLE AND OTHER INTERMEDIATE SANCTIONS INCLUDING REGIONAL COMMUNITY PUNISHMENT CENTERS (CPC). CPC'S HOUSE NON-VIOLENT, LOW RISK OFFENDERS CONFINED AS A CONDITION OF PROBATION OR SENTENCED TO THE ARKANSAS DEPARTMENT OF CORRECTIONS FOR JUDICIAL TRANSFER TO THE DEPARTMENT OF COMMUNITY PUNISHMENT.

ARKANSAS

STATE CORRECTIONS PROFILE

2001/01/20/2



COURT ORDER REQUIREMENTS

THE ARKANSAS DEPARTMENT OF CORRECTIONS IS NOT CURRENTLY UNDER A FEDERAL OR STATE COURT ORDER DURING THE YEAR ENDING JUNE 30, 2001.

STATE INITIATIVES

ELDERLY OR INFIRMED INMATES

THE ARKANSAS DEPARTMENT OF CORRECTIONS HAS SPECIAL HOUSING (SHELTERED LIVING UNITS) FOR ELDERLY OR INFIRMED INMATES. HOWEVER, THERE IS NO SPECIAL LEGISLATION THAT ADDRESSES THIS ISSUE.

PRISON-BASED SUBSTANCE ABUSE TREATMENT PROGRAMS

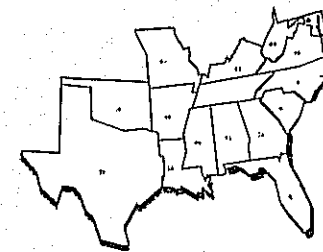
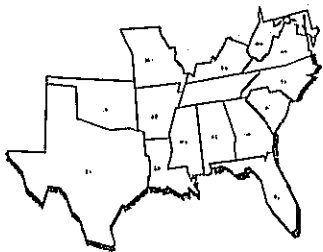
THE ARKANSAS DEPARTMENT OF CORRECTIONS (ADC) SCREENS ALL INMATES FOR A HISTORY OF SUBSTANCE ABUSE AND DEVELOPS RECOMMENDATIONS FOR INDIVIDUAL TREATMENT. THESE RECOMMENDATIONS ARE FORWARDED TO THE APPROPRIATE UNITS WITHIN THE ADC. THE UNIT CLASSIFICATION COMMITTEE REVIEWS TARGETED INMATES FOR PARTICIPATION IN THE SUBSTANCE ABUSE TREATMENT PROGRAM (SATP). THROUGH VARIOUS PROGRAMS, SATP CURRENTLY MAINTAINS A SIX HUNDRED AND THREE (603) BED TREATMENT CAPACITY LOCATED AT THIRTEEN (13) CORRECTIONAL SITES WITHIN THE STATE.

THE PROGRAMS ARE AS FOLLOWS:

- (1) PRIMARY CARE (CAPACITY 221)-CLASSIC, THIRTY (30) DAY ALCOHOL AND DRUG TREATMENT. DEPENDING ON THE UNIT, THE TREATMENT MODALITY COULD BE RESIDENTIAL, DAY CARE, OR INTENSIVE OUTPATIENT. COST: STATE \$625,578.
- (2) BOOT CAMP (CAPACITY 120)-ONE HUNDRED FIVE (105) DAY MILITARY STYLE PROGRAM FOR MALE AND FEMALE FIRST TIME, NON-VIOLENT OFFENDERS. INTENSIVE OUTPATIENT DRUG AND ALCOHOL TREATMENT COMPLEMENTS MENTAL HEALTH SERVICES AND GED CLASSES. COST: STATE \$109,390.

ARKANSAS

STATE CORRECTIONS PROFILE



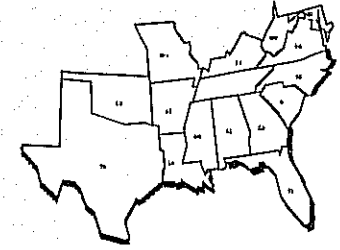
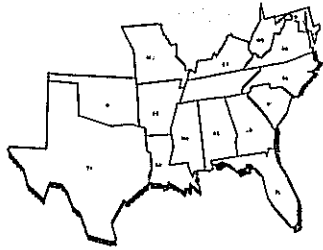
STATE INITIATIVES (CONTINUED)

(3) TECHNICAL PAROLE VIOLATOR PROGRAM (CAPACITY 64)-ALTERNATIVE, SIXTY (60) DAY INTENSE DRUG AND ALCOHOL TREATMENT PROGRAM COMBINED WITH GROUP THERAPY, JOB PREPARATION, RELAPSE PREVENTION, PARENTING AND GED CLASSES FOR PAROLEES WHO RECEIVE A TECHNICAL PAROLE VIOLATION FROM A PAROLE HEARING OFFICER.

(4) DUAL DIAGNOSIS PROGRAM (CAPACITY 8)-STRUCTURED, INTENSIVE OUTPATIENT DRUG AND ALCOHOL PROGRAM FOR MALES AND FEMALES WITH A SIGNIFICANT HISTORY OF ADDICTION AND MENTAL DISORDERS. THE CURRICULUM IS DESIGNED TO MEET THE SPECIAL NEEDS OF THIS UNIQUE INMATE POPULATION. COST: STATE \$15,000.

(5) THERAPEUTIC COMMUNITY (CAPACITY 190)-A NINE (9) MONTH MODIFIED THERAPEUTIC COMMUNITY APPROACH PROVIDES THE TREATMENT MODALITY FOR THIS COMPREHENSIVE DRUG AND ALCOHOL TREATMENT PROGRAM. A UNIQUE FEATURE OF THIS PROGRAM IS THAT IT IS DESIGNED TO ACTIVELY TRACK PARTICIPANTS INTO THE COMMUNITY TO PROVIDE INTENSIVE AFTERCARE SUPERVISION. COST: FEDERAL \$355,670; STATE \$118,563.

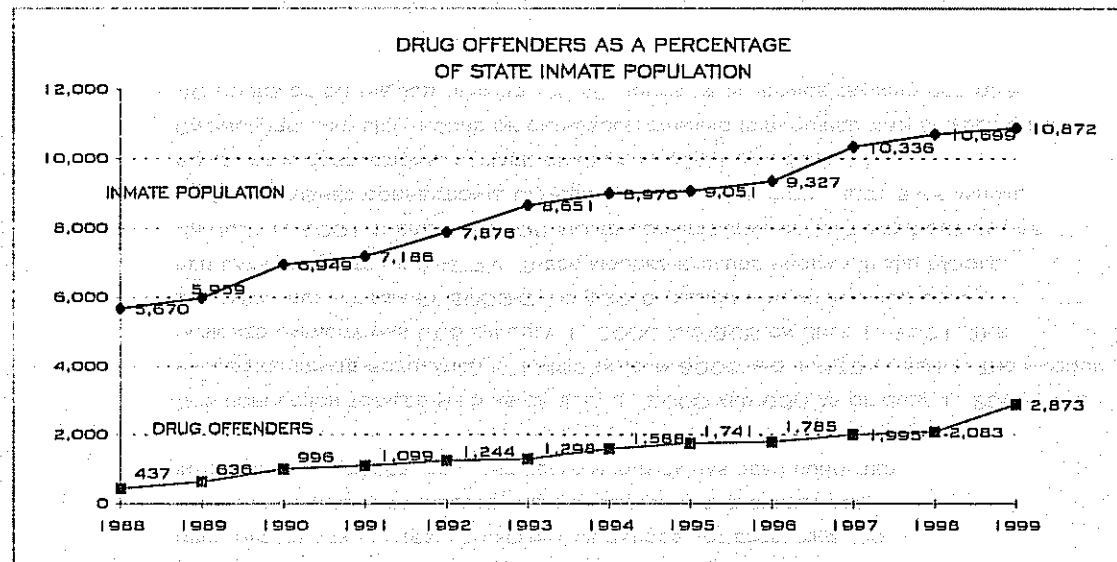
ARKANSAS



STATE INITIATIVES (CONTINUED)

(6) **Risk Assessment Program** - A project to enhance the safety of the community by conducting risk assessments on a targeted population of inmates who are soon to be released from prison. All participants (approximately 3,000) in SATP, Therapeutic Community, Boot Camp, RSVP, Dual Diagnosis and the Technical Violator Program will be assessed. This project will help coordinate care for releases, and it will provide a database to support community supervision.

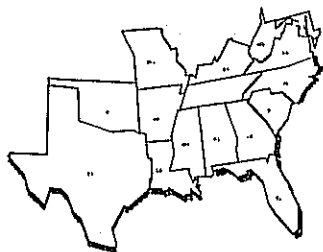
COST: FEDERAL \$84,016 - STATE \$28,005.



NOTE: THE NUMBER OF DRUG OFFENDERS RELATED TO THE TOTAL INMATE POPULATION FOR ARKANSAS HAS INCREASED FROM 7.71% IN 1988 TO 26.43% IN 1999.

ARKANSAS

STATE CORRECTIONS PROFILE



ARKANSAS DEPARTMENT OF COMMUNITY PUNISHMENT

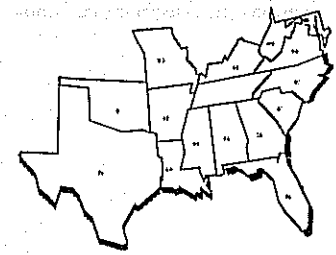
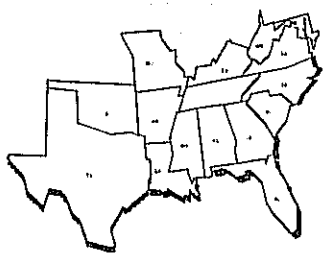
IN ADDITION TO THE ADULT INMATE POPULATION INCARCERATED AND REPORTED BY THE ARKANSAS DEPARTMENT OF CORRECTIONS, ARKANSAS CURRENTLY HAS IN OPERATION THREE RESIDENTIAL BASED FACILITIES WHICH HOUSE MINIMUM-SECURITY INMATES WITH FELONY SENTENCES NOT EXCEEDING TWO YEARS. IN AN EFFORT TO INCLUDE THIS POPULATION IN THE SURVEY FOR INFORMATION PURPOSES ONLY, THE FOLLOWING DATA HAS BEEN SUBMITTED:

THIS POPULATION TOTALED 915 AS OF JULY 1, 2000 AND 936 AS OF JULY 1, 2001. THE PROJECTED INMATE POPULATION IS 1,465 IN YEAR 2006 AND 1,465 IN 2011. THE MAXIMUM DESIGNED CAPACITY WAS 965 ON JULY 1, 2000 AND 965 ON JULY 1, 2001. THE OPERATING BUDGET FOR FY 2000-01 IS \$36.5 MILLION WITH AN AVERAGE COST PER DAY PER INMATE OF \$42.72. THESE FIGURES EXCLUDE PROBATION AND PAROLE. ON JULY 1, 2001 THERE WERE 505 FILLED CORRECTIONAL OFFICER POSITIONS OUT OF 543 ESTABLISHED CORRECTIONAL OFFICER POSITIONS. THE ENTRY-LEVEL BASE ANNUAL SALARY OF A CORRECTIONAL OFFICER ON JULY 1, 2001 WAS \$20,449. ONE-HUNDRED AND SIXTY HOURS OF CLASSROOM TRAINING IS REQUIRED WITH AN ADDITIONAL 40 HOURS OF ON-THE-JOB TRAINING AND 40 HOURS OF IN-SERVICE TRAINING PER YEAR.

THE AVERAGE AGE AT COMMITMENT OF INMATES IS 31 YEARS WITH 32 INMATES BEING 50 YEARS OR OLDER. THE THREE MOST FREQUENTLY COMMITTED CRIMES FOR WHICH INMATES ARE CURRENTLY SERVING ARE #1 POSS OF CONTROLLED SUBSTANCE, #2 POSS OF DRUG PARAPHERNALIA, AND #3 THEFT. THE RACE AND SEX DISTRIBUTION IS 79% WHITE AND 21% BLACK, OF WHICH 76% ARE MALES AND 24% ARE FEMALES. THE NUMBER OF INMATES RELEASED FROM CUSTODY IN FISCAL YEAR 2001 FOR EXPIRATION OF SENTENCE WAS 210, PAROLE 1,024, GOODTIME 0, AND PROBATION 133 FOR A TOTAL OF 1,367. THERE WERE NO AIDS CASES. THERE WERE 1,009 INMATES TESTED FOR HIV ANTIBODIES AND THERE WERE NO CONFIRMED HIV CASES. THE NUMBER OF ASSAULTS ON INMATES BY OTHER INMATES WAS 19, AND 2 INMATE ASSAULTS ON STAFF. NO DEATHS RESULTED FROM VIOLENT INCIDENTS AND 4 ESCAPES WERE ATTEMPTED WITH 0 INMATES STILL AT LARGE.

ARKANSAS

STATE CORRECTIONS PROFILE



SELECTED CHARACTERISTICS OF ADULT INMATES (AS OF JULY 1, 2001)

PROFILE QUESTION

AVERAGE AGE AT COMMITMENT:

TOTAL NUMBER OF INMATES 50 YEARS OR OLDER:

AVERAGE SENTENCE FOR NEW COMMITMENTS:
(EXCLUDING LIFE SENTENCES)

AVERAGE TIME SERVED BY THOSE RELEASED:
(EXCLUDING LIFE SENTENCES)

THE THREE (3) MOST FREQUENTLY COMMITTED CRIMES FOR WHICH
INMATES ARE CURRENTLY SERVING TIME:

RACE AND SEX DISTRIBUTION:

PERCENTAGE WHITE

PERCENTAGE BLACK

PERCENTAGE OTHER

PERCENTAGE MALE

PERCENTAGE FEMALE

NUMBER OF INMATES SERVING LIFE

NUMBER OF INMATES SERVING LIFE (WITHOUT PAROLE)

NEW COMMITMENTS TO LIFE SENTENCES:

STATE RESPONSE:

32.4 YEARS

1,221 INMATES

4.5 YEARS

3.1 YEARS

A. DRUGS

B. BURGLARY

C. MURDER/MANSLAUGHTER

43.50%

54.00%

2.50%

94.10%

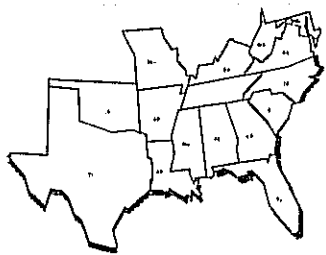
5.90%

2,737 INMATES

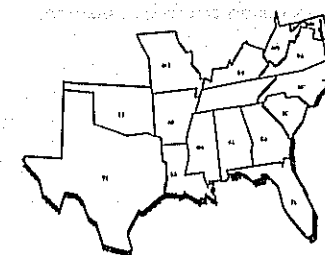
5,627 INMATES

461 INMATES

FLORIDA



STATE CORRECTIONS PROFILE
SELECTED CHARACTERISTICS OF ADULT INMATES
(AS OF JULY 1, 2001)



PROFILE QUESTION

INMATES SERVING DEATH SENTENCES:

INMATES EXECUTED IN FY 2001

INMATES SERVING TWENTY (20) YEARS OR MORE:
INMATES THAT HAVE ALREADY SERVED TWENTY (20)
YEARS OF THEIR CURRENT SENTENCE:

INMATES ADMITTED WHO WERE PAROLE VIOLATORS:

INMATES RELEASED FROM CUSTODY IN FY 01 FOR THE FOLLOWING:

EXPIRATION OF SENTENCE

PAROLE

GOODTIME

PROBATION

DEATH

OTHER

TOTAL

METHOD IN WHICH "GOODTIME" IS CALCULATED:

IS MEDICAL-EARLY OR COMPASSIONATE RELEASE ALLOWED:

THE FLORIDA PAROLE COMMISSION IN CONJUNCTION WITH THE DEPARTMENT OF CORRECTIONS WILL CONSIDER AN INMATE ELIGIBLE FOR RELEASE UNDER THE CONDITIONAL MEDICAL RELEASE PROGRAM WHEN THE INMATE, BECAUSE OF AN EXISTING MEDICAL OR PHYSICAL CONDITION, IS DETERMINED TO BE PERMANENTLY INCAPACITATED OR TERMINALLY ILL.

NUMBER OF INMATES RELEASED IN FY 2001 BASED ON THE ABOVE:

INMATES BETWEEN THE AGES OF 17 AND 20:

STATE RESPONSE:

370 INMATES

3 INMATES

11,010 INMATES
307 INMATES

6 INMATES (ONLY INCLUDES PAROLE VIOLATORS
WHO RECEIVED A NEW SENTENCE)

16,610 INMATES

104 INMATES

9,137 INMATES

196 INMATES

758 INMATES

26,805 INMATES

EARLY RELEASE VIA CONTROL RELEASE:

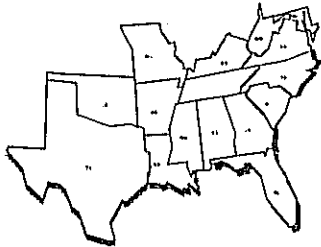
GOODTIME (GAIN TIME) IS APPLIED TO EACH INMATE ACCORDING TO THEIR
RESPECTIVE SENTENCING GUIDELINES.

YES

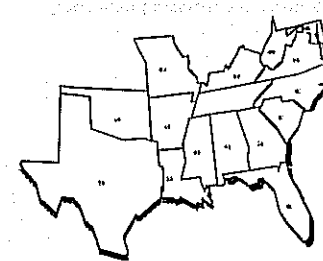
N/A

3,999 INMATES

FLORIDA



STATE CORRECTIONS PROFILE



SELECTED CHARACTERISTICS OF ADULT INMATES (HIV/AIDS AS OF JULY 1, 2001)

PROFILE QUESTION

STATE RESPONSE:

NUMBER OF AIDS CASES: 6733 INMATES

NUMBER OF INMATES TESTED FOR HIV ANTIBODIES: 14,430 INMATES

TESTING OF INMATES BY CATEGORY:

ADMISSION: N/A

RANDOM: N/A

INCIDENT: N/A

HIGH RISK GROUP: N/A

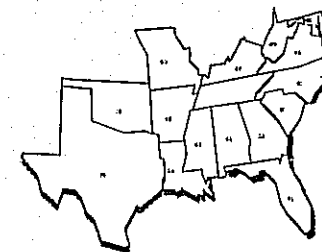
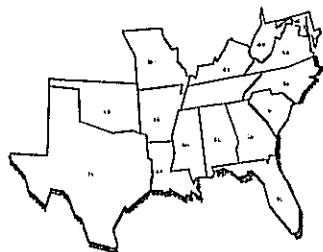
SYSTEMS: FREQUENCY OF TESTING: ON REQUEST OR WHEN MEDICALLY INDICATED

INMATES TESTING POSITIVE FOR HIV ANTIBODIES: 635 INMATES

THE FLORIDA DEPARTMENT OF CORRECTIONS DOES NOT SEGREGATE OR ISOLATE HIV-INFECTED INMATES.

FLORIDA

STATE CORRECTIONS PROFILE



METHODS OF RELIEVING OVERCROWDING

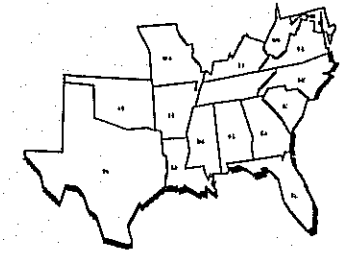
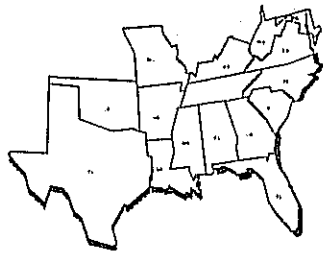
THE FLORIDA DEPARTMENT OF CORRECTIONS HAS INDICATED THAT WHEN THE POPULATION OF THE STATE CORRECTIONAL SYSTEM EXCEEDS 100 PERCENT OF ITS TOTAL CAPACITY FOR 21 DAYS, THE GOVERNOR MAY USE HIS EMERGENCY POWERS TO REDUCE THE POPULATION OF THE STATE CORRECTIONAL SYSTEM BY TRANSFERRING INMATES TO FEDERAL JURISDICTIONS WHICH MAY HAVE A CONCURRENT OR CONSECUTIVE SENTENCE OR ANY ACTIVE DETAINER PLACED ON THE INMATE. NOTIFICATION OF THIS TRANSFER MUST BE MADE WITHIN 30 DAYS. NO PRISONER SHALL BE SO TRANSFERRED WHO IS CONVICTED OF A CAPITAL FELONY IN THE STATE NOR SHALL ANY TRANSFER TAKE PLACE TO ANY COUNTY OR MUNICIPAL JURISDICTION WITHIN THE STATE.

WHEN THE INMATE POPULATION OF THE STATE CORRECTIONAL SYSTEM IS PROJECTED, BASED UPON THE LAST CRIMINAL JUSTICE ESTIMATING CONFERENCE, TO EXCEED THE TOTAL CAPACITY, THE SECRETARY SHALL DEVELOP A PLAN TO ADDRESS THE PROJECTED BED-CAPACITY DEFICIENCY. THIS PLAN SHALL BE SUBMITTED TO THE GOVERNOR, THE PRESIDENT OF THE SENATE, AND THE SPEAKER OF THE HOUSE OF REPRESENTATIVES AT LEAST 30 DAYS PRIOR TO THE PROJECTED BED-CAPACITY DEFICIT OCCURRING.

COURT ORDER REQUIREMENTS

THE FLORIDA DEPARTMENT OF CORRECTIONS IS NOT UNDER A FEDERAL OR STATE COURT ORDER DURING THE YEAR ENDING JUNE 30, 2001.

FLORIDA



STATE INITIATIVES

ELDERLY OR INFIRMED INMATES

ACCORDING TO FLORIDA'S STATUTES, ELDERLY INMATES SHALL BE ELIGIBLE TO BE HOUSED AT RIVER JUNCTION CORRECTIONAL INSTITUTION. THE FLORIDA DEPARTMENT OF CORRECTIONS SHALL USE THE INFORMATION IN EXISTING DATABASES TO DETERMINE THE NUMBER OF OFFENDERS WHO WILL BE ELIGIBLE. THE LEGISLATURE DIRECTS THE DEPARTMENT TO CONSIDER A BROAD RANGE OF ELDERLY OFFENDERS FOR THE RIVER JUNCTION INSTITUTE WHO HAVE GOOD DISCIPLINARY RECORDS AND A MEDICAL GRADE THAT WILL PERMIT THEM TO PERFORM MEANINGFUL WORK ACTIVITIES, INCLUDING PARTICIPATION IN AN APPROPRIATE CORRECTIONAL WORK PROGRAM FACILITY, IF AVAILABLE.

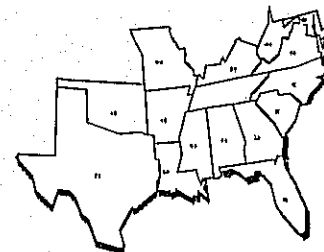
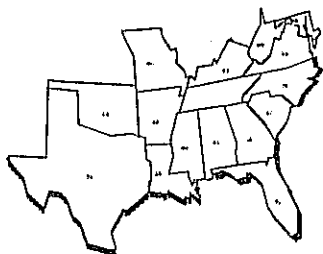
PRISON BASED SUBSTANCE ABUSE TREATMENT PROGRAMS

THE FLORIDA DEPARTMENT OF CORRECTIONS HAS DEVELOPED CORRECTIONAL SUBSTANCE ABUSE PROGRAMS AT INSTITUTIONAL AND COMMUNITY-BASED SITES THROUGHOUT THE STATE. ALL OF THESE PROGRAMS ARE LICENSED BY THE DEPARTMENT OF CHILDREN AND FAMILIES. THESE PROGRAMS SERVE OFFENDERS WITH SUBSTANCE INVOLVEMENT, ABUSE, DEPENDENCE, OR RELATED PROBLEMS. THE PROGRAMS' PRINCIPLE OBJECTIVES ARE TO IDENTIFY SUBSTANCE ABUSERS, ASSESS THE SEVERITY OF THEIR DRUG PROBLEMS, AND REFER THEM TO THE MOST APPROPRIATE TREATMENT MODALITY. OFFENDERS ASSESSED AS BEING IN NEED OF SERVICES ARE EITHER REFERRED TO APPROPRIATE PROGRAMMING OR PLACED ON A WAITING LIST PENDING AVAILABILITY OF SUCH PROGRAMMING. THE BUREAU OF SUBSTANCE ABUSE PROGRAM SERVICES IS RESPONSIBLE FOR THE COORDINATION AND DELIVERY OF SUBSTANCE ABUSE PROGRAM SERVICES FOR OFFENDERS UNDER COMMUNITY SUPERVISION AND IN PRISON.

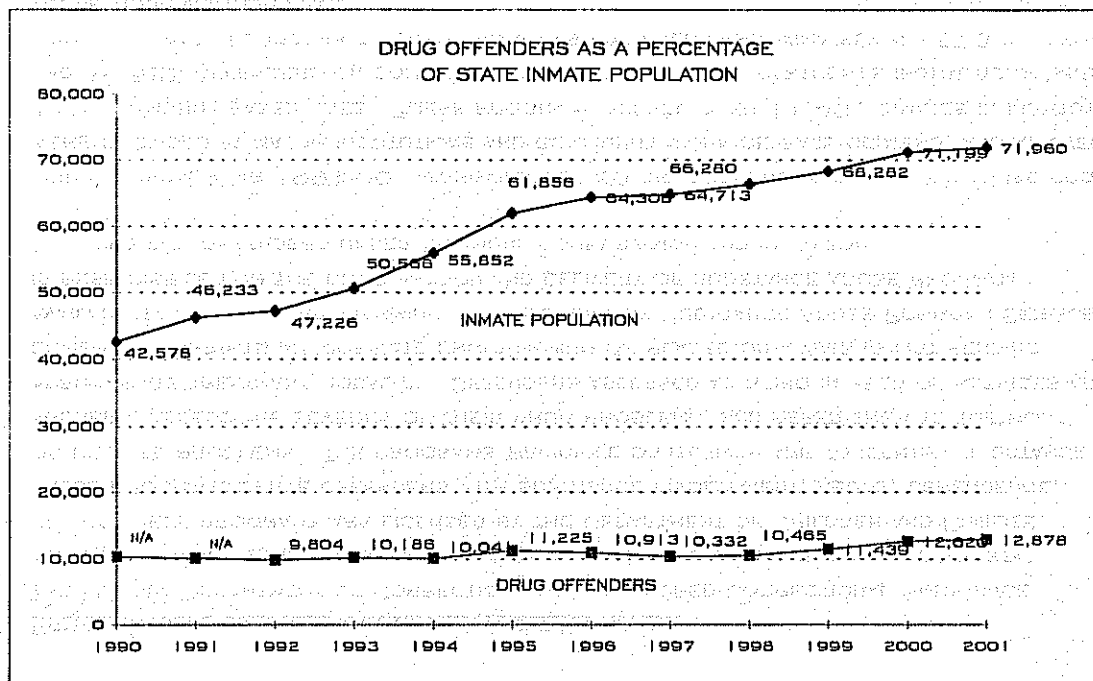
DURING FISCAL YEAR 1999-00, APPROXIMATELY 80 COMPREHENSIVE SUBSTANCE ABUSE PROGRAMS WERE PROVIDED AT MAJOR INSTITUTIONS AND COMMUNITY WORK RELEASE CENTERS, AND AT OVER 110 COMMUNITY-BASED SITES. THESE PROGRAMS SERVED OVER 11,491 INMATES IN INSTITUTIONS AND 35,525 OFFENDERS ON COMMUNITY SUPERVISION. THE DEPARTMENT'S INSTITUTIONAL AND COMMUNITY-BASED SUBSTANCE ABUSE PROGRAMS PROVIDED APPROXIMATELY 49,873 SUBSTANCE ABUSE TREATMENT EPISODES.

FLORIDA

STATE CORRECTIONS PROFILE

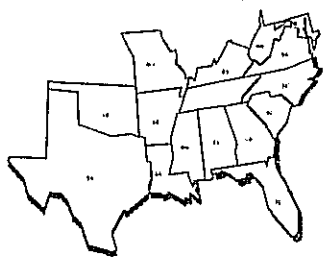


STATE INITIATIVES (CONTINUED)



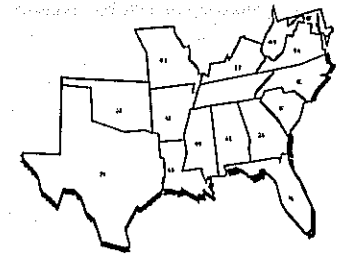
NOTE: THE NUMBER OF DRUG OFFENDERS RELATED TO THE TOTAL INMATE POPULATION FOR FLORIDA HAS DECREASED FROM 24.34% IN 1990 TO 17.9% IN 2001. FLORIDA ATTRIBUTES THIS DECLINE TO THE FOLLOWING: (1) THE EIGHTY-FIVE PERCENT RULE WHICH MEANS THAT 85% OF THE SENTENCE MUST BE SERVED; AND (2) OVERALL PRISON "ADMISSIONS" HAVE DECREASED SINCE 1990-91, WITH A SLIGHT INCREASE IN FY 1996-97.

FLORIDA



STATE CORRECTIONS PROFILE

SELECTED CHARACTERISTICS OF ADULT INMATES (AS OF JULY 1, 2001)



PROFILE QUESTION

AVERAGE AGE AT COMMITMENT:

TOTAL NUMBER OF INMATES 50 YEARS OR OLDER:

AVERAGE SENTENCE FOR NEW COMMITMENTS:

(EXCLUDING LIFE SENTENCES)

AVERAGE TIME SERVED BY THOSE RELEASED:

(EXCLUDING LIFE SENTENCES)

THE THREE (3) MOST FREQUENTLY COMMITTED CRIMES FOR WHICH
INMATES ARE CURRENTLY SERVING TIME:

RACE AND SEX DISTRIBUTION:

PERCENTAGE WHITE

PERCENTAGE BLACK

PERCENTAGE OTHER

PERCENTAGE MALE

PERCENTAGE FEMALE

NUMBER OF INMATES SERVING LIFE

NUMBER OF INMATES SERVING LIFE (WITHOUT PAROLE)

NEW COMMITMENTS TO LIFE SENTENCES:

STATE RESPONSE:

31.84 YEARS

562 INMATES

6.14 YEARS

5.53 YEARS

A. BURGLARY

B. ARMED ROBBERY

C. MURDER

31.00%

69.00%

0.00%

94.00%

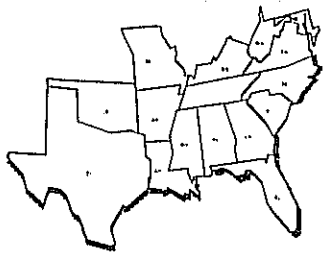
6.00%

6,008 INMATES

246 INMATES

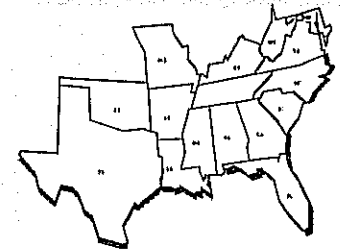
264 INMATES

GEORGIA



STATE CORRECTIONS PROFILE

SELECTED CHARACTERISTICS OF ADULT INMATES (AS OF JULY 1, 2001)



PROFILE QUESTION

INMATES SERVING DEATH SENTENCES:

INMATES EXECUTED IN FY 2001:

INMATES SERVING TWENTY (20) YEARS OR MORE:

INMATES THAT HAVE ALREADY SERVED TWENTY (20)
YEARS OF THEIR CURRENT SENTENCE:

INMATES ADMITTED WHO WERE PAROLE VIOLATORS:

INMATES RELEASED FROM CUSTODY IN FY 00 FOR THE FOLLOWING:

EXPIRATION OF SENTENCE

PAROLE

GOODTIME

PROBATION

DEATH

OTHER

TOTAL

METHOD IN WHICH "GOODTIME" IS CALCULATED:

IS MEDICAL-EARLY OR COMPASSIONATE RELEASE ALLOWED:

(ONLY THE BOARD OF PARDONS AND PAROLES MAY GRANT MEDICAL REPRIEVES.)

NUMBER OF INMATES RELEASED IN FY 2001 BASED ON THE ABOVE:

INMATES BETWEEN THE AGES OF 17 AND 20:

STATE RESPONSE:

128 INMATES

0 INMATES

6,284 INMATES

544 INMATES

3,057 INMATES

4,670 INMATES

11,266 INMATES

N/A

N/A

98 INMATES

N/A

16,034 INMATES

NO RESPONSE

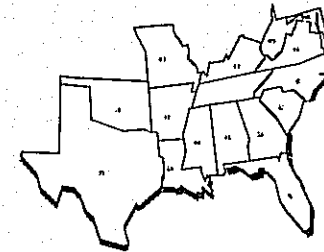
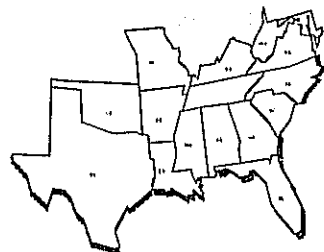
YES

N/A

4,037 INMATES IN 2000

GEORGIA

STATE CORRECTIONS PROFILE



SELECTED CHARACTERISTICS OF ADULT INMATES (HIV/AIDS AS OF JULY 1, 2000)

PROFILE QUESTION

STATE RESPONSE:

NUMBER OF AIDS CASES:

UNKNOWN

NUMBER OF INMATES TESTED FOR HIV ANTIBODIES 18,061 INMATES

TESTING OF INMATES BY CATEGORY:

ADMISSION	17,934 INMATES
RANDOM	N/A
INCIDENT	N/A
HIGH RISK GROUP	N/A

SYSTEMS FREQUENCY OF TESTING:

UPON ADMISSION; UPON REQUEST, OR
CLINICALLY INDICATED

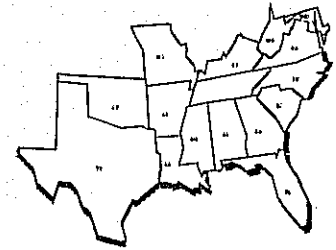
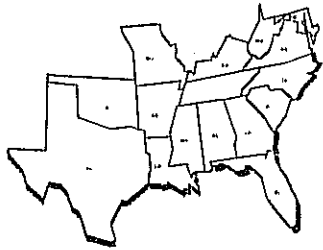
INMATES TESTING POSITIVE FOR HIV ANTIBODIES:

472 INMATES

THE GEORGIA DEPARTMENT OF CORRECTIONS DOES NOT ISOLATE HIV-INFECTED INMATES.
HOWEVER, A SMALL PRECENTAGE WHO ARE CONSIDERED SEXUAL PREDATORS ARE PLACED
IN SEPARATE HOUSING (~<10%)

GEORGIA

STATE CORRECTIONS PROFILE



METHODS OF RELIEVING OVERCROWDING

BEGINNING IN 2000, THE STATE HAS FUNDED ADDITIONAL PROBATION DETENTION AND DIVERSION CENTER EXPANSION FOR LOW-LEVEL, NON-VIOLENT OFFENDERS TO RESERVE PRISON SPACE FOR VIOLENT AND REPEAT OFFENDERS.

THERE ARE CURRENTLY FIVE JUDICIAL CIRCUITS (OUT OF 48) USING DRUG COURTS.

COURT ORDER REQUIREMENTS

THE GEORGIA DEPARTMENT OF CORRECTIONS IS CURRENTLY UNDER A FEDERAL COURT ORDER FOR THE YEAR ENDING JUNE 30, 2001.

WILLIAMS VS. WHITWORTH, USDC, ND, CA, NO. 1:91. CV-179

THE FEDERAL COURT ORDER REQUIRES A SET NUMBER OF INMATES AND A MINIMUM RATIO OF SECURITY OFFICERS TO INMATES AT ARRENDALE STATE PRISON.

GEORGIA

STATE CORRECTIONS PROFILE

STATE INITIATIVES

ELDERLY OR INFIRMED INMATES

GEORGIA'S ELDERLY/INFIRMED INMATES ARE HOUSED AT MEN'S STATE PRISON AND SOME AT THE PRISON HOSPITAL IN AUGUSTA. COSTS OF PROVIDING MEDICAL CARE FOR THIS POPULATION IS NOT SEPARATED OUT FROM ALL OTHER COSTS. THERE IS NO LEGISLATION ENACTED ADDRESSING THIS ISSUE. THE GEORGIA DEPARTMENT OF CORRECTIONS HAS CONDUCTED A STUDY OF CHRONICALLY ILL INMATES TO DETERMINE THE NUMBER OF INMATES AND THEIR MEDICAL AND ASSISTED LIVING NEEDS.

PRISON BASED SUBSTANCE ABUSE TREATMENT PROGRAMS

THE GEORGIA DEPARTMENT OF CORRECTIONS PROVIDES SUBSTANCE ABUSE EDUCATION TO ALL INMATES, AND CONTRACTS FOR VARIOUS LEVELS OF MORE SPECIALIZED SUBSTANCE ABUSE PROGRAMMING. THIS CONTRACT CURRENTLY PROVIDES FOR A VARIETY OF SUBSTANCE ABUSE PROGRAMS. THE INTENSITY LEVEL OF THE PROGRAM INCREASES AS INMATES ARE IDENTIFIED WITH HIGHER LEVELS OF NEED. PROGRAMS CURRENTLY IN PLACE INCLUDE: SPECIALIZED INTERVENTION PROGRAMS, PRISON SUBSTANCE ABUSE PROGRAMS, AND RESIDENTIAL SUBSTANCE ABUSE TREATMENT PROGRAMS.

THE 12 WEEK SPECIALIZED INTERVENTION PROGRAMS ARE DESIGNED TO BE THE INMATE'S INITIAL INDUCTION TO SUBSTANCE ABUSE TREATMENT. THE PROGRAMS COVER A VARIETY OF PSYCHO-EDUCATIONAL TOPICS SUCH AS THE BASIC CONCEPTS OF ADDICTION AND RECOVERY, COGNITIVE DISTORTIONS AND RELAPSE PREVENTION. THESE PROGRAMS ARE AT 8 STATE MALE PRISONS AND 1 FEMALE PRISON SERVING 20-25 INMATES PER QUARTER.

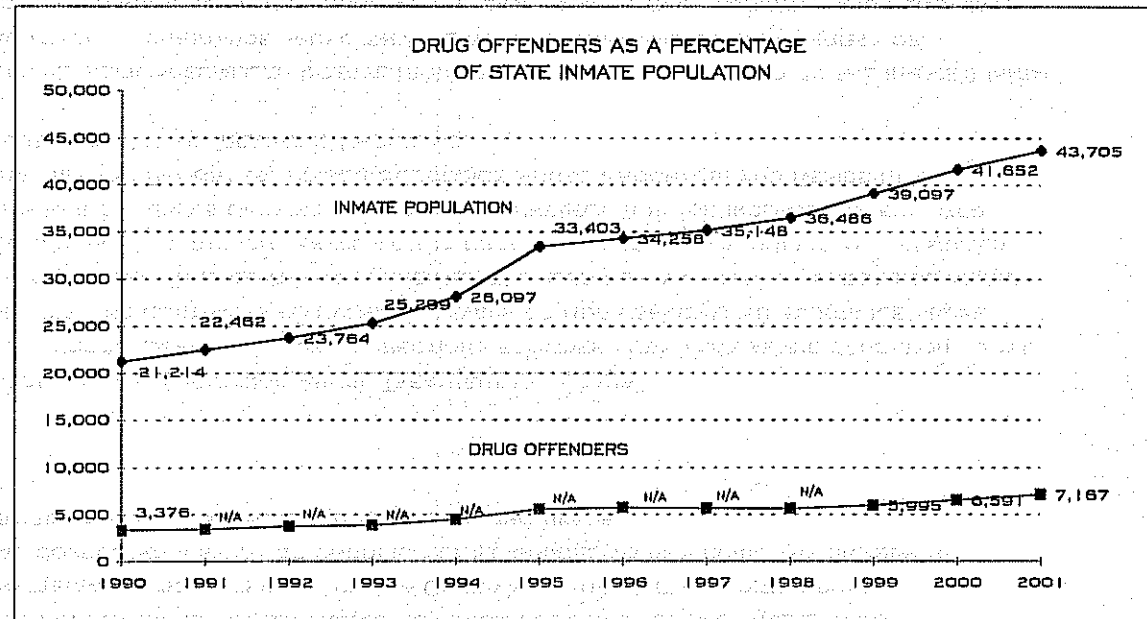
PRISON SUBSTANCE ABUSE PROGRAMS ARE STRUCTURED 6 WEEK TWO PHASE PROGRAMS. THE ORIENTATION PHASE IS DESIGNED TO ADDRESS THE STAGES OF CHANGE AND THE BASIC TERMS AND CONDITIONS OF ADDICTION, AND RECOVERY. THE INTENSIVE PHASE PROVIDES INTERPERSONAL SKILL BUILDING GROUPS, PRINCIPLES OF RECOVERY, PROBLEM SOLVING SKILLS, ETC. PROGRAM HAS 50 BEDS AT WASHINGTON STATE PRISON AND 50 BEDS AT SMITH STATE PRISON.

GEORGIA

STATE CORRECTIONS PROFILE

STATE INITIATIVES (CONTINUED)

RESIDENTIAL SUBSTANCE ABUSE TREATMENT PROGRAMS ARE INTENSIVE 6 MONTH, FOUR PHASE PRE-RELEASE PROGRAMS DESIGNED TO PREPARE THE OFFENDER FOR RELEASE FROM PRISON. THE PRIMARY GOAL IS FOR OFFENDERS TO LEARN REAL-LIFE SKILLS THAT WILL HELP THEM OVERCOME A LIFE OF CRIME AND SUBSTANCE ABUSE. THERE IS A STRONG EMPHASIS ON DEVELOPING RELAPSE PREVENTION SKILLS. OFFENDERS ATTEND 12 WEEKS OF VOCATIONAL OR "ON THE JOB TRAINING" PROGRAMS FOR WHICH THEY EARN A SPECIAL SKILLS CERTIFICATE. OFFENDERS ARE DIRECTED TO CONTINUING SERVICES AFTER RELEASE THROUGH THEIR LOCAL PAROLE OFFICE.

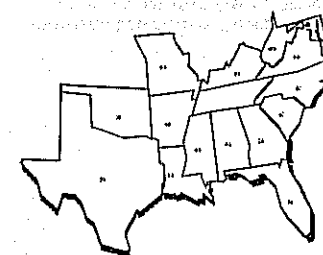
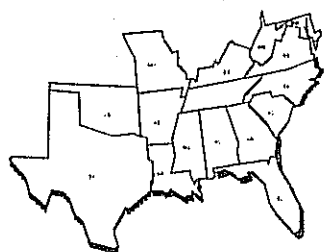


NOTE: THE NUMBER OF DRUG OFFENDERS RELATED TO THE TOTAL INMATE POPULATION FOR GEORGIA HAS REMAINED AT APPROXIMATELY 6% OVER THE LAST TEN YEARS.

GEORGIA

STATE CORRECTIONS PROFILE

SELECTED CHARACTERISTICS OF ADULT INMATES (AS OF JULY 1, 2001)



PROFILE QUESTION

AVERAGE AGE AT COMMITMENT:

TOTAL NUMBER OF INMATES 50 YEARS OR OLDER:

AVERAGE SENTENCE FOR NEW COMMITMENTS:

(EXCLUDING LIFE SENTENCES)

AVERAGE TIME SERVED BY THOSE RELEASED:

(EXCLUDING LIFE SENTENCES)

THE THREE (3) MOST FREQUENTLY COMMITTED CRIMES FOR WHICH

INMATES ARE CURRENTLY SERVING TIME:

RACE AND SEX DISTRIBUTION:

PERCENTAGE WHITE

PERCENTAGE BLACK

PERCENTAGE OTHER

PERCENTAGE MALE

PERCENTAGE FEMALE

NUMBER OF INMATES SERVING LIFE

NUMBER OF INMATES SERVING LIFE (WITHOUT PAROLE)

NEW COMMITMENTS TO LIFE SENTENCES:

STATE RESPONSE:

30.5 YEARS

1,380 INMATES

5.2 YEARS

1.25 YEARS

A. ROBBERY I

B. POSS. OF CONTROLLED SUB.

C. BURGLARY II

65.30%

33.60%

1.10%

92.60%

7.40%

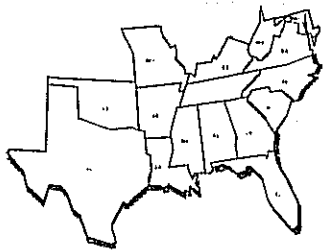
706 INMATES

23 INMATES

13 INMATES *

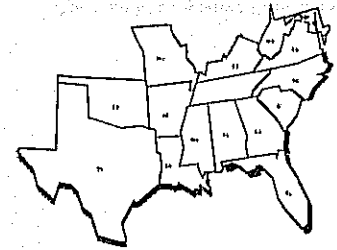
* FOR LIFE ONLY, NOT LIFE WITH PAROLE FOR 25 YRS.

KENTUCKY



STATE CORRECTIONS PROFILE

SELECTED CHARACTERISTICS OF ADULT INMATES (AS OF JULY 1, 2001)



PROFILE QUESTION

INMATES SERVING DEATH SENTENCES:

INMATES EXECUTED IN FY 2001:

INMATES SERVING TWENTY (20) YEARS OR MORE:
INMATES THAT HAVE ALREADY SERVED TWENTY (20)
YEARS OF THEIR CURRENT SENTENCE:

INMATES ADMITTED WHO WERE PAROLE VIOLATORS:

INMATES RELEASED FROM CUSTODY IN FY 01 FOR THE FOLLOWING:

EXPIRATION OF SENTENCE

PAROLE

GOODTIME

PROBATION

DEATH

OTHER

TOTAL

METHOD IN WHICH "GOODTIME" IS CALCULATED:

IS MEDICAL-EARLY OR COMPASSIONATE RELEASE ALLOWED:

NUMBER OF INMATES RELEASED IN FY 2000 BASED ON THE ABOVE:

INMATES BETWEEN THE AGES OF 17 AND 20:

STATE RESPONSE:

41 INMATES

0

3,073 INMATES (EXCLUDING LIFE AND DEATH)

106 INMATES

1,666 INMATES (INCLUDES NEW COMMITMENTS
AND TECHNICAL VIOLATORS)

3,882 INMATES

2,622 INMATES

0

1,252 INMATES

36 INMATES

1,541 INMATES

9,333 INMATES

NO RESPONSE

YES

NO RESPONSE

480 INMATES

KENTUCKY

STATE CORRECTIONS PROFILE

METHODS OF RELIEVING OVERCROWDING

IN AN EFFORT TO ALLEVIATE OVERCROWDING, KENTUCKY HAS CONTINUED TO CONSTRUCT NEW FACILITIES, CONTRACT FOR PRIVATE PRISON BEDS, DOUBLE BUNK INMATES WHERE POSSIBLE, AND HOUSE INMATES IN COUNTY JAILS. (KENTUCKY IS CURRENTLY UNDER CONTRACT FOR THREE (3) MINIMUM SECURITY PRIVATE PRISONS.)

COURT ORDER REQUIREMENTS

AS OF JUNE 30, 2001, THE KENTUCKY DEPARTMENT OF CORRECTIONS IS NOT UNDER A FEDERAL OR STATE COURT ORDER.

STATE INITIATIVES

ELDERLY OR INFIRMED INMATES

IN 1995 THE KENTUCKY DEPARTMENT OF CORRECTIONS OPENED A LICENSED NURSING CARE FACILITY INSIDE ONE OF THEIR SECURE INSTITUTIONS. THE 58 BED UNIT IS FULLY STAFFED AND MEETS ALL THE NECESSARY LICENSURE REQUIREMENTS. THE DOC HAS RECENTLY CONVERTED A 30 BED UNIT TO A SHORT-TERM CARE FACILITY TO MEET THE NEEDS OF THE ELDERLY POPULATION. IN 1994 THE KENTUCKY STATE REFORMATORY'S MEDICAL STAFF CONSISTED OF 15 NURSES AND 1 DOCTOR. TODAY THE STAFF CONSISTS OF 89 NURSES, 4 DOCTORS, AND A NURSE PRACTITIONER.

A LARGE NUMBER OF ELDERLY INMATES ARE HOUSED AT THE KENTUCKY STATE REFORMATORY; HOWEVER, MANY ARE ALSO HOUSED IN ALMOST ALL STATE INSTITUTIONS. KENTUCKY ENACTED LEGISLATION THAT PERMITS PHYSICIANS TO RECOMMEND TO THE PAROLE BOARD THOSE INMATES WHO HAVE LESS THAN 1 YEAR LIFE EXPECTANCY OR WHO ARE TOTALLY DEPENDANT ON OTHERS FOR THEIR EVERY DAY NEEDS. SOME TERMINAL PATIENTS ARE PAROLED.

KENTUCKY

STATE CORRECTIONS PROFILE

STATE INITIATIVES (CONTINUED)

PRISON BASED SUBSTANCE ABUSE TREATMENT PROGRAMS

IN 1992, KENTUCKY OPENED ITS 1ST RESIDENTIAL SUBSTANCE ABUSE TREATMENT PROGRAM AT THE ROEDERER CORRECTIONAL COMPLEX. THIS 60-DAY PROGRAM TREATS 50 CLIENTS. IN 1993 THE PROGRAM EXPANDED TO 90 DAYS AND SERVED 75 CLIENTS. THE PROGRAM WAS MOVED IN 1994 TO THE KENTUCKY STATE REFORMATORY WHERE IT EXPANDED TO 146 TREATMENT SLOTS. IN RECOGNITION OF THE NEED FOR MORE INTENSIVE TREATMENT SERVICES, THE PROGRAM WAS LENGTHENED TO 6 MONTHS IN 1997.

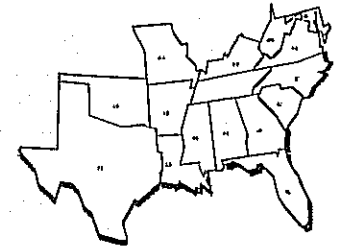
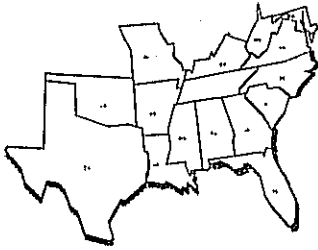
CURRENTLY, RESIDENTIAL TREATMENT PROGRAMS EXIST AT THE LUTHER LUCKETT CORRECTIONAL COMPLEX AND MARION ADJUSTMENT CENTER. THE NEWEST TREATMENT PROGRAM AT GREEN RIVER CORRECTIONAL COMPLEX IS SCHEDULED TO OPEN IN LATE APRIL 2001. INTERVENTIONS WILL FOCUS ON RELAPSE PREVENTION AND CORRECTING CRIMINAL THINKING ERRORS. IN ADDITION TO THESE PRISON-BASED TREATMENT PROGRAMS, EACH INSTITUTION ALSO PROVIDES PRE-TREATMENT DRUG AND ALCOHOL EDUCATION CLASSES. THIS PROGRAM IS FOR INMATES WITH LESS SEVERE PROBLEMS. THE BOOT CAMP AT ROEDERER CC ALSO PROVIDES SUBSTANCE ABUSE TREATMENT PROGRAMMING TO COMPLEMENT ITS HIGHLY STRUCTURED REGIMEN.

IN 1997, 2 JAIL-BASED TREATMENT PROGRAMS WERE OPENED IN THE CHRISTIAN AND HARDIN COUNTY DETENTION CENTERS. THESE PROGRAMS ARE SPECIFICALLY FOR CLASS D OFFENDERS WHO, BY STATUTE, MUST SERVE THEIR SENTENCES IN LOCAL OR REGIONAL JAILS. THESE SIX-MONTH PROGRAMS EMPHASIZE RELAPSE PREVENTION AND CORRECTION OF CRIMINAL THINKING ERRORS.

A STATEWIDE COMMUNITY-BASED AFTERCARE PROGRAM WAS IMPLEMENTED IN 1995 TO PROVIDE CONTINUING SUBSTANCE ABUSE TREATMENT SERVICES FOR PROBATIONERS AND PAROLEES WHO HAVE COMPLETED TREATMENT.

KENTUCKY

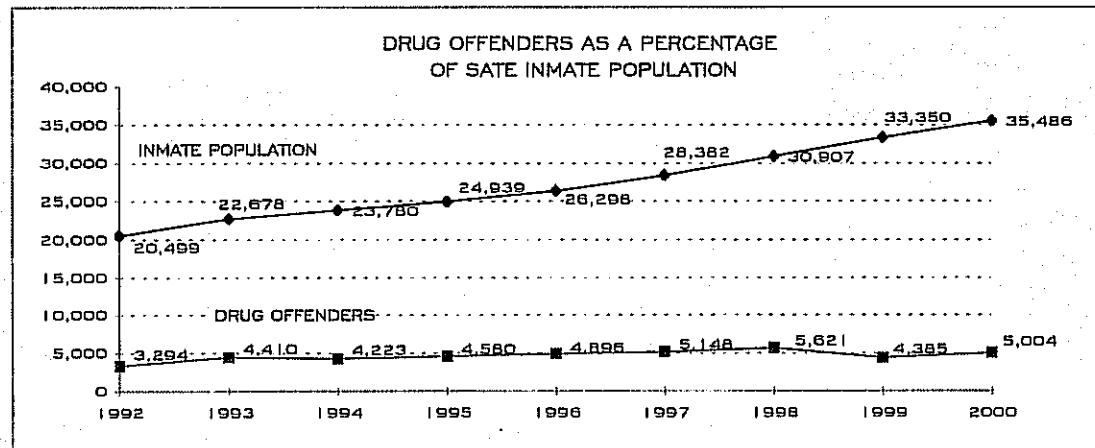
STATE CORRECTIONS PROFILE



PRISON BASED SUBSTANCE ABUSE TREATMENT PROGRAMS

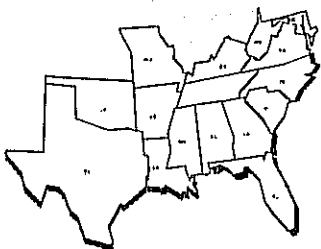
THE LOUISIANA DEPARTMENT OF CORRECTIONS HAS INDICATED THAT APPROXIMATELY 75% OF ALL ADULT INMATES COMMITTED TO STATE CUSTODY HAVE SOME LEVEL OF SUBSTANCE ABUSE HISTORY. THE DEPARTMENT OF CORRECTIONS WAS AWARDED FUNDING FROM THE FEDERAL RESIDENTIAL SUBSTANCE ABUSE TREATMENT (RSAT) FOR STATE PRISONERS GRANT PROGRAM. TWO (2) RSAT PROGRAMS WILL BE OPERATED THROUGH THIS FUNDING. ONE IS OPERATING AT THE CONCORDIA PARISH DETENTION FACILITY AND THE SECOND WILL BE OPERATING AT ELAYN HUNT CORRECTIONAL CENTER. THROUGH THE RSAT PROGRAM INMATES WILL RECEIVE 6-12 MONTHS OF SUBSTANCE ABUSE TREATMENT IN FACILITIES SET APART FROM THE GENERAL POPULATION. IN ADDITION TO ADDRESSING THE SUBSTANCE ABUSE PROBLEMS OF THE INMATE, THE PROGRAM IS INTENDED TO DEVELOP THE INMATES' COGNITIVE, BEHAVIORAL, SOCIAL, VOCATIONAL, AND OTHER SKILLS TO SOLVE THE SUBSTANCE ABUSE AND RELATED PROBLEMS. CONTINUED DRUG AND ALCOHOL SCREENING AFTER RELEASE IS REQUIRED.

EACH INSTITUTION ALSO PROVIDES PRE-RELEASE COUNSELING SERVICES. PRESENTLY, THE DEPARTMENT IS TRACKING THE INMATES WHO PARTICIPATED IN THE BLUE WALTERS SUBSTANCE ABUSE TREATMENT PROGRAM THAT WAS CLOSED OCTOBER 3, 2000 DUE TO STATE FUNDING PROBLEMS. INMATES WHO ARE ELIGIBLE FOR THE PROGRAM WILL NOW BE SENT TO ORLEANS PARISH CRIMINAL SHERIFF'S SUBSTANCE ABUSE TREATMENT PROGRAM.



NOTE: THE NUMBER OF DRUG OFFENDERS RELATED TO THE TOTAL INMATE POPULATION FOR LOUISIANA HAS DECREASED FROM 16.07% IN 1992 TO 14.10% IN 2000. (PREVIOUS YEARS INFORMATION IS NOT AVAILABLE.)

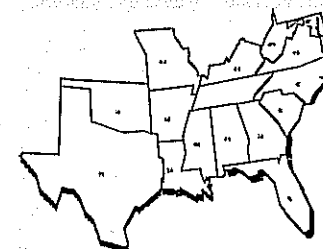
LOUISIANA



STATE CORRECTIONS PROFILE

SELECTED CHARACTERISTICS OF ADULT INMATES

(AS OF JULY 1, 2001)



PROFILE QUESTION

AVERAGE AGE AT COMMITMENT:

TOTAL NUMBER OF INMATES 50 YEARS OR OLDER:

AVERAGE SENTENCE FOR NEW COMMITMENTS:

(EXCLUDING LIFE SENTENCES)

AVERAGE TIME SERVED BY THOSE RELEASED:

(EXCLUDING LIFE SENTENCES)

THE THREE (3) MOST FREQUENTLY COMMITTED CRIMES FOR WHICH

INMATES ARE CURRENTLY SERVING TIME:

RACE AND SEX DISTRIBUTION:

PERCENTAGE WHITE

PERCENTAGE BLACK

PERCENTAGE OTHER

PERCENTAGE MALE

PERCENTAGE FEMALE

NUMBER OF INMATES SERVING LIFE

NUMBER OF INMATES SERVING LIFE (WITHOUT PAROLE)

NEW COMMITMENTS TO LIFE SENTENCES:

STATE RESPONSE:

29.5 YEARS

1,581 INMATES

3.8 YEARS

1.5 YEARS

A. DRUGS

B. MURDER

C. ROBBERY

22.00%

78.00%

0.00%

95.00%

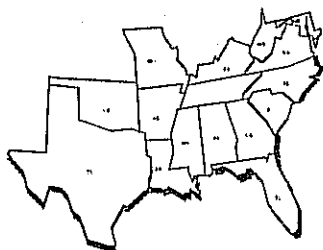
5.00%

1,907

213

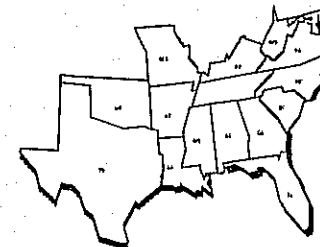
66 INMATES

MARYLAND



STATE CORRECTIONS PROFILE

SELECTED CHARACTERISTICS OF ADULT INMATES (AS OF JULY 1, 2001)



PROFILE QUESTION

INMATES SERVING DEATH SENTENCES:

INMATES EXECUTED IN FY 2001:

INMATES SERVING TWENTY (20) YEARS OR MORE:

INMATES THAT HAVE ALREADY SERVED TWENTY (20)
YEARS OF THEIR CURRENT SENTENCE:

INMATES ADMITTED WHO WERE PAROLE VIOLATORS:

INMATES RELEASED FROM CUSTODY IN FY 2001 FOR THE FOLLOWING:

EXPIRATION OF SENTENCE

PAROLE

GOODTIME

PROBATION

DEATH

OTHER

TOTAL

METHOD IN WHICH "GOODTIME" IS CALCULATED:

IS MEDICAL-EARLY OR COMPASSIONATE RELEASE ALLOWED:

SINCE 1991, MARYLAND HAS ALLOWED INMATES WITH SERIOUS MEDICAL PROBLEMS TO BE RELEASED THROUGH THE MEDICAL PAROLE PROGRAM. INMATES WHO ARE GRANTED MEDICAL PAROLE HAVE SERIOUS MEDICAL PROBLEMS AND NO LONGER PRESENT ANY RISK TO PUBLIC SAFETY.

NUMBER OF INMATES RELEASED IN FY 2001 BASED ON THE ABOVE:

INMATES BETWEEN THE AGES OF 17 AND 20:

STATE RESPONSE:

14 INMATES

NONE

7,183 INMATES

1,840 INMATES

N/A

5,299 INMATES

2,993 INMATES

6,391 INMATES

N/A INMATES

60 INMATES

381 INMATES

15,124 INMATES

NO RESPONSE

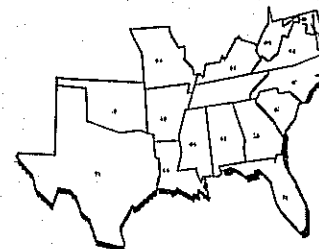
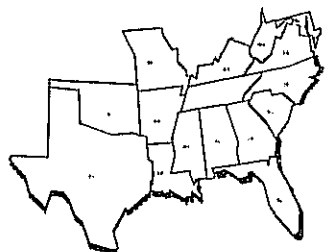
YES

9 INMATES

1,095 INMATES

MARYLAND

STATE CORRECTIONS PROFILE



SELECTED CHARACTERISTICS OF ADULT INMATES

(HIV/AIDS AS OF JULY 1, 2001)

PROFILE QUESTION

STATE RESPONSE:

NUMBER OF AIDS CASES:

500 INMATES

NUMBER OF INMATES TESTED FOR HIV ANTIBODIES

8,008 INMATES

TESTING OF INMATES BY CATEGORY:

ADMISSION

6,146 INMATES

RANDOM

N/A

INCIDENT

21 INMATES

HIGH RISK GROUP

N/A

SYSTEMS FREQUENCY OF TESTING:

1/2 OF ADMISSIONS AND 8% OF STANDING POP.
OR ABOUT 41% OVERALL

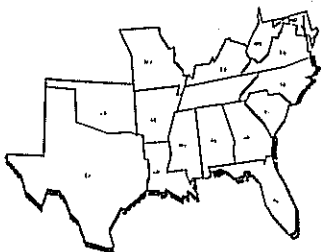
INMATES TESTING POSITIVE FOR HIV ANTIBODIES:

500 INMATES

THE MARYLAND DIVISION OF CORRECTIONS DOES NOT SEGREGATE OR ISOLATE HIV-INFECTED INMATES.

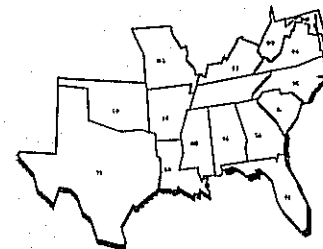
MARYLAND

STATE CORRECTIONS PROFILE



METHODS OF RELIEVING OVERCROWDING

THE MARYLAND DIVISION OF CORRECTIONS HAS PLANS FOR A 5 | 2 CELL MAXIMUM FACILITY INSTITUTION ADJACENT TO THE WESTERN CORRECTIONAL INSTITUTION. ADDITIONAL FACILITIES TO RELIEVE OVERCROWDING INCLUDE: THE HERMAN L. TOULSON CORRECTIONAL BOOT-CAMP, THE 550 CAPACITY HOME DETENTION UNIT, AND REMEDIAL DRUG PROGRAMS INCLUDING RSAT AND ROTC.



COURT ORDER REQUIREMENTS

THE MARYLAND DIVISION OF CORRECTIONS IS NOT CURRENTLY UNDER A FEDERAL OR STATE COURT ORDER DURING THE YEAR ENDING JUNE 30, 2001.

STATE INITIATIVES

ELDERLY OR INFIRMED INMATES

OLDER INMATES ARE HOUSED IN SEVERAL FACILITIES, USUALLY ONES THAT HAVE IN-PATIENT INFIRMARIES NEARBY. THEY ARE, HOWEVER, MAINSTREAMED. THE FACILITIES WHERE THEY ARE "COLLECTED" HAVE GENERALLY HOUSED THEM TOGETHER. THERE IS NO SPECIAL PROGRAMMING AS YET, EXCEPT FOR A SUPPORT GROUP AT ONE FACILITY AND A HOSPICE PROGRAM FOR THE TERMINALLY ILL. THUS THERE ARE NO SPECIAL HOUSING COSTS, THOUGH MEDICAL COSTS ARE ABOUT TWICE THE AVERAGE. THERE HAS BEEN NO SPECIAL LEGISLATION ADDRESSING THIS ISSUE.

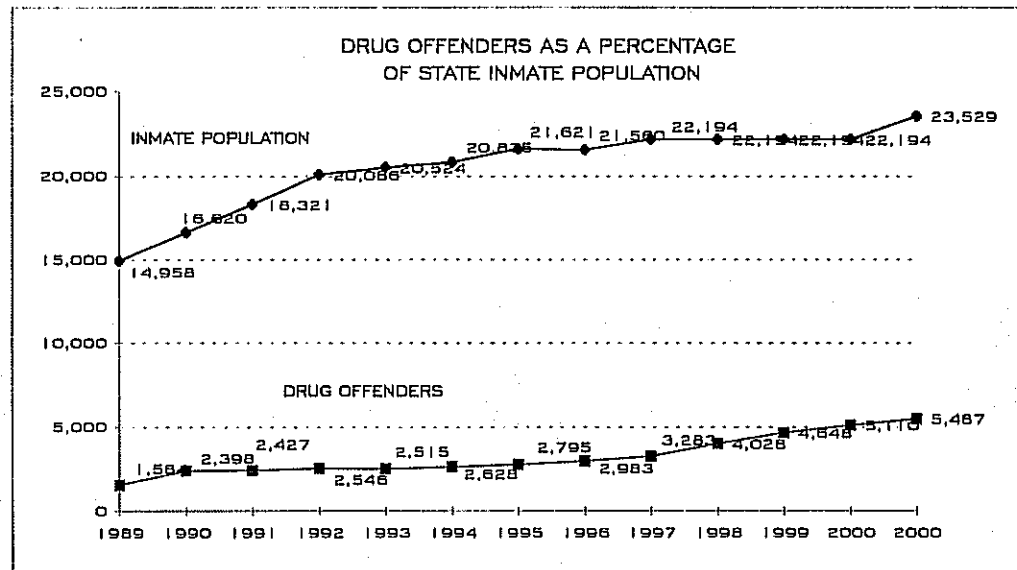
MARYLAND

STATE CORRECTIONS PROFILE

STATE INITIATIVES (CONTINUED)

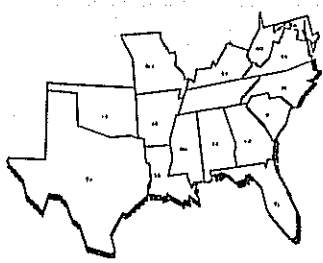
PRISON BASED SUBSTANCE ABUSE TREATMENT PROGRAMS

THERE ARE SEVERAL SUBSTANCE ABUSE TREATMENT PROGRAMS RANGING FROM A SIX MONTH THERAPEUTIC PROGRAM TO AA AND NA GROUPS (HELD IN VERY FACILITY). THE 6 MONTH PROGRAM IS FUNDED BY A FEDERAL GRANT. ANOTHER FEDERAL GRANT PROGRAM ADDRESSES DRUG FREE PRISONS. SUBSTANCE ABUSE EDUCATION AND RECOVERY GROUPS OCCUR IN ALL MEDIUM SECURITY FACILITIES. THERE IS A 6 WEEK PROGRAM FOR PAROLE VIOLATORS AND OTHERS NEARING RELEASE, DIVERTING MANY FROM LONGER SENTENCES. THE CORRECTIONAL BOOT CAMP OFFERS SIX MONTHS OF SUBSTANCE ABUSE TREATMENT AND ADDITIONAL SERVICES FOR THOSE WITH THE MOST SERIOUS PROBLEMS.



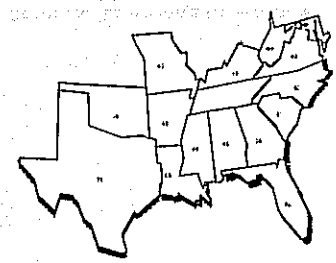
NOTE: THE NUMBER OF DRUG OFFENDERS RELATED TO THE TOTAL INMATE POPULATION FOR MARYLAND HAS INCREASED FROM 10.59% IN 1989 TO 23.32% IN 2001.

MARYLAND



STATE CORRECTIONS PROFILE

SELECTED CHARACTERISTICS OF ADULT INMATES (AS OF JULY 1, 2001)



PROFILE QUESTION

AVERAGE AGE AT COMMITMENT:

TOTAL NUMBER OF INMATES 50 YEARS OR OLDER:

AVERAGE SENTENCE FOR NEW COMMITMENTS:

(EXCLUDING LIFE SENTENCES)

AVERAGE TIME SERVED BY THOSE RELEASED:

(EXCLUDING LIFE SENTENCES)

THE THREE (3) MOST FREQUENTLY COMMITTED CRIMES FOR WHICH
INMATES ARE CURRENTLY SERVING TIME:

RACE AND SEX DISTRIBUTION:

PERCENTAGE WHITE

PERCENTAGE BLACK

PERCENTAGE OTHER

PERCENTAGE MALE

PERCENTAGE FEMALE

NUMBER OF INMATES SERVING LIFE

NUMBER OF INMATES SERVING LIFE (WITHOUT PAROLE)

NEW COMMITMENTS TO LIFE SENTENCES:

STATE RESPONSE:

30.42 YEARS

312 INMATES

4.63 YEARS

2.67 YEARS

A. COCAINE SALES

B. BURGLARY OF A RESIDENCE

C. FELONY DUI

27.13%

72.29%

0.58%

91.44%

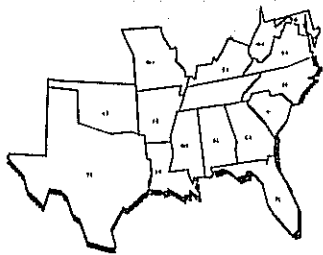
8.56%

1,084 INMATES

570 INMATES

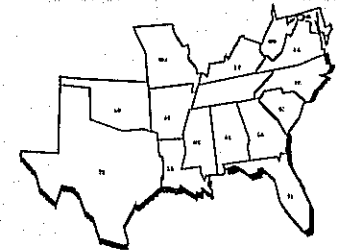
69 INMATES

MISSISSIPPI



STATE CORRECTIONS PROFILE

SELECTED CHARACTERISTICS OF ADULT INMATES (AS OF JULY 1, 2001)



PROFILE QUESTION

INMATES SERVING DEATH SENTENCES:

INMATES EXECUTED IN FY 2001:

INMATES SERVING TWENTY (20) YEARS OR MORE:

INMATES THAT HAVE ALREADY SERVED TWENTY (20)
YEARS OF THEIR CURRENT SENTENCE:

INMATES ADMITTED WHO WERE PAROLE VIOLATORS:

INMATES RELEASED FROM CUSTODY IN FY 2001 FOR THE FOLLOWING:

EXPIRATION OF SENTENCE

PAROLE

GOODTIME

PROBATION

DEATH

OTHER

TOTAL

METHOD IN WHICH "GOODTIME" IS CALCULATED:

IS MEDICAL-EARLY OR COMPASSIONATE RELEASE ALLOWED:

NUMBER OF INMATES RELEASED IN FY 2001 BASED ON THE ABOVE:

INMATES BETWEEN THE AGES OF 17 AND 20:

STATE RESPONSE:

63 INMATES

0 INMATES

2,436 INMATES

248 INMATES

43 INMATES

2,388 INMATES

808 INMATES

0 INMATES

2,726 INMATES

39 INMATES

1,216 INMATES

7,177 INMATES

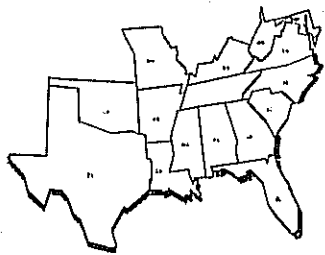
NO RESPONSE

Yes

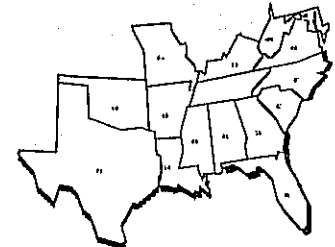
NONE

1,478 INMATES

MISSISSIPPI



SELECTED CHARACTERISTICS OF ADULT INMATES
(HIV/AIDS AS OF JULY 1, 2001)



PROFILE QUESTION **STATE RESPONSE:**

NUMBER OF AIDS CASES: 58 INMATES

NUMBER OF INMATES TESTED FOR HIV ANTIBODIES: ALL INMATES

TESTING OF INMATES BY CATEGORY:

ADMISSION: 5,399 INMATES

RANDOM: < 1% OF INMATES

INCIDENT: < 1% OF INMATES

HIGH RISK GROUP: AS ORDERED BY MD

SYSTEMS FREQUENCY OF TESTING: ADMISSION, AS NEEDED

INMATES TESTING POSITIVE FOR HIV ANTIBODIES: 203 INMATES

THE MISSISSIPPI DEPARTMENT OF CORRECTIONS HAS INDICATED THAT SEGREGATION BY CLASSIFICATION IS A CHOICE MADE BY ADMINISTRATION FOR CLASSIFICATION PURPOSES FOR HIV-INFECTED INMATES.

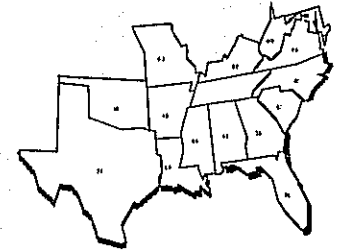
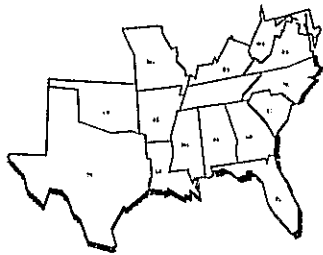
ALTERNATIVES TO INCARCERATION

MISSISSIPPI STATUTES OFFER THE FOLLOWING PROGRAMMATIC OPTIONS AS ALTERNATIVES TO INCARCERATION:

INTENSIVE SUPERVISION PROGRAM: ALSO KNOWN AS HOUSE ARREST, THIS PROGRAM IS DESIGNED TO ALLOW CLOSE MONITORING OF INMATES WHO DO NOT REQUIRE INCARCERATION IN AN INSTITUTION, BUT NEED CLOSER MONITORING THAN A REGULAR PROBATIONER REQUIRES. INMATES ASSIGNED TO THIS PROGRAM ARE REQUIRED TO WEAR AN ELECTRONIC MONITORING DEVICE AT ALL TIMES.

MISSISSIPPI

STATE CORRECTIONS PROFILE



ALTERNATIVES TO INCARCERATION (CONT)

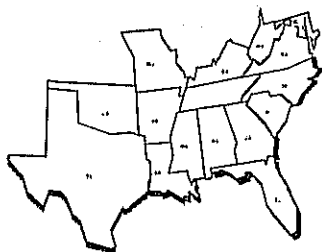
NON-ADJUDICATED PROBATION - THIS IS A FORM OF PROBATION USED FOR ELIGIBLE 1ST TIME OFFENDERS. IF THIS PROGRAM PERIOD IS SUCCESSFULLY COMPLETED, THE CASE IS EXPUNGED AND THE DEFENDANT DOES NOT HAVE A FELONY RECORD. THERE ARE 2 NON-ADJUDICATED PROBATION STATUTES PRESENTLY BEING USED BY THE COURTS. ONE REFERS TO OFFENDERS WHO HAVE BEEN INDICTED FOR NON-DRUG OFFENSES, SUCH AS EMBEZZLEMENT, FORGERY, UTTERING FORGERY AND BURGLARY, ETC. AND ANOTHER REFERS TO CERTAIN DRUG CASES.

PRE-TRIAL DIVERSION PROGRAM - IT PROVIDES THE DEFENDANT WITH AN OPPORTUNITY TO AVOID A FELONY CONVICTION. ONCE A DEFENDANT HAS BEEN INDICTED, ARRAIGNED, AND ENTERED A GUILTY PLEA TO A FELONY CHARGE, THE DEFENSE ATTORNEY MAY REQUEST A REFERRAL FOR PLACEMENT IN THIS PROGRAM UNDER THE CONTROL OF THE DISTRICT ATTORNEY'S OFFICE. THE DEFENDANT IS INVESTIGATED AND IF THE DA APPROVES HIM FOR PLACEMENT IN THE PROGRAM, A DIVERSION OR REMAND ORDER WILL BE SIGNED BY THE CIRCUIT COURT JUDGE WHICH LISTS THE RULES AND REGULATIONS SET FORTH IN THE PROGRAM.

SUSPENDED SENTENCE PROBATION - IS AVAILABLE TO A DEFENDANT IF THE COURTS DETERMINE THAT IT IS IN THE BEST INTEREST OF JUSTICE AND THE PUBLIC, AND AFTER THE DEFENDANT HAS BEEN CONVICTED OR HAS ENTERED A GUILTY PLEA. THE JUDGE MAY SUSPEND EXECUTION OF THE SENTENCE AND PLACE THE DEFENDANT ON PROBATION. PROBATIONERS MUST COMPLY WITH ALL COURT ORDERED CONDITIONS. THEY MAY BE REQUIRED TO PAY ALL FINES, COURT COSTS, AND RESTITUTION. FAILURE TO COMPLY WITH THE TERMS OF PROBATION MAY RESULT IN REVOCATION PROCEEDINGS CONDUCTED BY THE SENTENCING JUDGE.

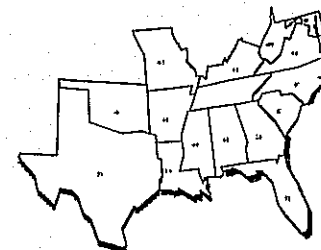
DRUG COURTS - DESIGNED TO QUICKLY ADDRESS A CRIME COMMITTED BY AN OFFENDER WHO HAS A SUBSTANCE ADDICTION. OFFENDERS IN THIS PROGRAM APPEAR BEFORE A JUDGE ON A REGULAR BASIS, AND REPORTS ARE GIVEN TO THE JUDGE ON THE OFFENDER. FAILURE TO APPEAR OR NON-COMPLIANCE WITH THE TREATMENT PROGRAM CAN MEAN INSTANT DISMISSAL FROM THE PROGRAM. THE JUDGE MAY THEN IMPOSE AN APPROPRIATE SENTENCE ON THE OFFENDER.

MISSISSIPPI



COURT ORDER REQUIREMENTS

THE MISSISSIPPI DEPARTMENT OF CORRECTIONS HAS BEEN UNDER A FEDERAL COURT ORDER SINCE 1985 THAT REQUIRES A SET NUMBER OF INMATES PER INSTITUTION.



STATE INITIATIVES

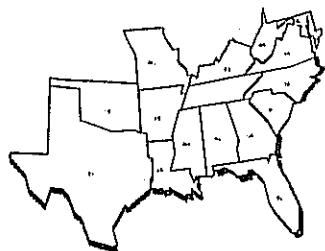
ELDERLY AND INFIRM INMATES

THE MISSISSIPPI DEPARTMENT OF CORRECTIONS IS CURRENTLY EXPERIENCING AN INCREASE IN NUMBERS OF INMATES WHO WOULD BE CLASSED AS ELDERLY/INFIRM-THOSE PERSONS OVER 50 YEARS OF AGE AND THOSE WITH CHRONIC AND DISABLING DISEASE PROCESSES. IN ORDER TO ADDRESS THIS ISSUE, MDOC HAS HAD A LONG-STANDING POLICY OF MANDATORY PHYSICAL EVALUATION AND EXAMINATION FOR INMATES OVER 50 YEARS OF AGE. IN THE CASE OF PERSONS WITH CHRONIC DISEASES, MDOC PROVIDES CHRONIC CARE CLINICS FOR DIABETES, SEIZURES, HEART DISEASE AND HYPERTENSION, LUNG DISEASES AND ORTHOPEDICS. THE MDOC ALSO PROVIDES DISABILITY HOUSING FOR THOSE INMATES NEEDING PHYSICAL/MEDICAL/NURSING HELP OR SPECIALIZED EQUIPMENT.

MDOC HAS NO CURRENT MEASUREMENT TOOL IN USE TO DETERMINE THE COSTS ASSOCIATED WITH THE ELDER POPULATION, NOR HAS ANY LEGISLATION BEEN PASSED ON THIS ISSUE. THESE ARE ISSUES THAT WILL BE ADDRESSED IN THE FUTURE, AS MDOC HAS REALIZED

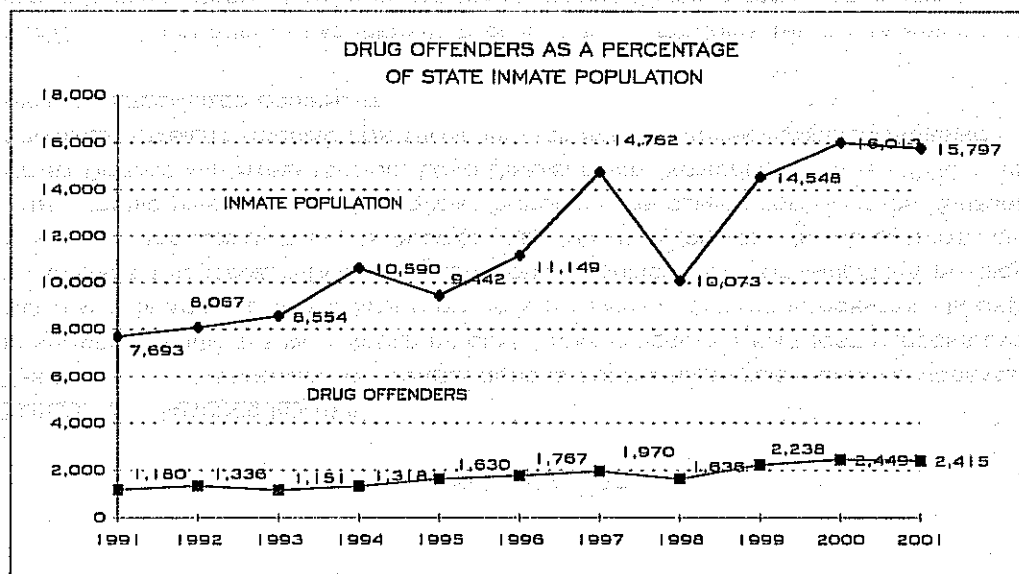
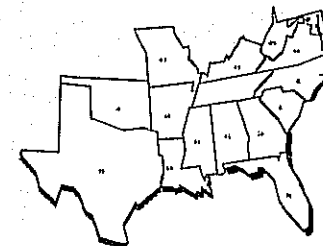
MISSISSIPPI

STATE CORRECTIONS PROFILE



PRISON BASED SUBSTANCE ABUSE TREATMENT PROGRAMS

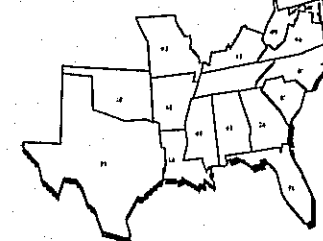
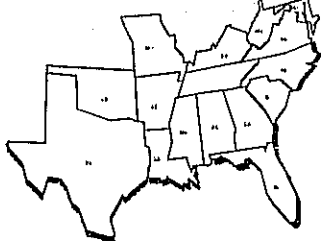
THERE ARE ALCOHOL AND DRUG TREATMENT PROGRAMS AND ALSO PRE-RELEASE PROGRAMS THAT ARE FUNDED BY THE MISSISSIPPI DEPARTMENT OF MENTAL HEALTH, THE MISSISSIPPI DEPARTMENT OF CORRECTIONS, AND THROUGH RESIDENTIAL SUBSTANCE ABUSE TREATMENT GRANTS. WHILE THERE IS NOTHING IN PLACE CURRENTLY TO EVALUATE THE EFFECTIVENESS OF THESE PROGRAMS, NEGOTIATIONS HAVE BEGUN WITH A LOCAL UNIVERSITY TO ACCOMPLISH THIS TASK.



NOTE: THE NUMBER OF DRUG OFFENDERS RELATED TO THE TOTAL INMATE POPULATION FOR MISSISSIPPI HAS REMAINED AT APPROXIMATELY 15% OVER THE LAST TEN YEARS.

MISSISSIPPI

STATE CORRECTIONS PROFILE



SELECTED CHARACTERISTICS OF ADULT INMATES (AS OF JULY 1, 2001)

PROFILE QUESTION

AVERAGE AGE AT COMMITMENT:

TOTAL NUMBER OF INMATES 50 YEARS OR OLDER:

AVERAGE SENTENCE FOR NEW COMMITMENTS:

(EXCLUDING LIFE SENTENCES)

AVERAGE TIME SERVED BY THOSE RELEASED:

(EXCLUDING LIFE SENTENCES)

THE THREE (3) MOST FREQUENTLY COMMITTED CRIMES FOR WHICH
INMATES ARE CURRENTLY SERVING TIME:

RACE AND SEX DISTRIBUTION:

PERCENTAGE WHITE

PERCENTAGE BLACK

PERCENTAGE OTHER

PERCENTAGE MALE

PERCENTAGE FEMALE

NUMBER OF INMATES SERVING LIFE

NUMBER OF INMATES SERVING LIFE (WITHOUT PAROLE)

NEW COMMITMENTS TO LIFE SENTENCES:

STATE RESPONSE:

31.9 YEARS

394 INMATES

6 YEARS

2.86 YEARS

A. DANGEROUS DRUGS

B. ROBBERY

C. HOMICIDE

56.80%

42.50%

0.70%

92.72%

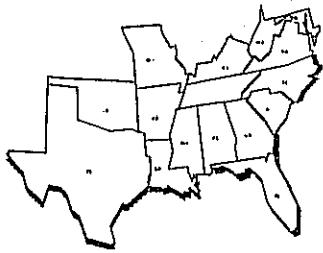
7.28%

1,396 INMATES

781 INMATES

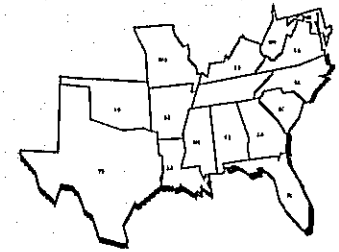
84 INMATES

MISSOURI



STATE CORRECTIONS PROFILE

SELECTED CHARACTERISTICS OF ADULT INMATES (AS OF JULY 1, 2001)



PROFILE QUESTION

INMATES SERVING DEATH SENTENCES:

INMATES EXECUTED IN FY 2001:

INMATES SERVING TWENTY (20) YEARS OR MORE:

INMATES THAT HAVE ALREADY SERVED TWENTY (20)
YEARS OF THEIR CURRENT SENTENCE:

INMATES ADMITTED WHO WERE PAROLE VIOLATORS:

INMATES RELEASED FROM CUSTODY IN FY 2001 FOR THE FOLLOWING:

EXPIRATION OF SENTENCE

PAROLE

GOODTIME

PROBATION

DEATH

OTHER

TOTAL

METHOD IN WHICH "GOODTIME" IS CALCULATED:

IS MEDICAL-EARLY OR COMPASSIONATE RELEASE ALLOWED:

NUMBER OF INMATES RELEASED IN FY 2001 BASED ON THE ABOVE:

INMATES BETWEEN THE AGES OF 17 AND 20:

STATE RESPONSE:

74 INMATES

6 INMATES

5,347 INMATES

251 INMATES

9,130 INMATES

1,515 INMATES

18,023 INMATES

35 INMATES

4,097 INMATES

52 INMATES

932 INMATES

24,654 INMATES

CREDIT FOR TIME SERVED

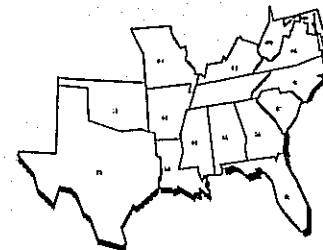
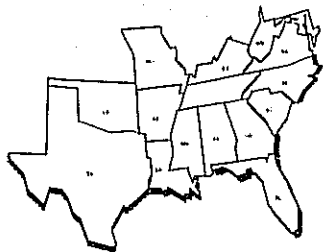
Yes

N/A

1,522 INMATES

MISSOURI

STATE CORRECTIONS PROFILE



SELECTED CHARACTERISTICS OF ADULT INMATES

(HIV/AIDS AS OF JULY 1, 2001)

PROFILE QUESTION

STATE RESPONSE:

NUMBER OF AIDS CASES:

10 INMATES

NUMBER OF INMATES TESTED FOR HIV ANTIBODIES

13,637

TESTING OF INMATES BY CATEGORY:

ADMISSION

6,871 INMATES

RANDOM

NONE

INCIDENT

605 INMATES

HIGH RISK GROUP

N/A

SYSTEMS FREQUENCY OF TESTING:

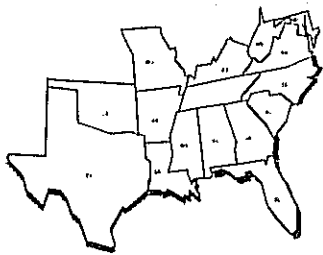
ADMISSION, EXIT, VOLUNTARY, OTHER RANDOM

INMATES TESTING POSITIVE FOR HIV ANTIBODIES:

253 INMATES

THE MISSOURI DEPARTMENT OF CORRECTIONS DOES NOT SEGREGATE OR ISOLATE HIV-INFECTED INMATES.

MISSOURI

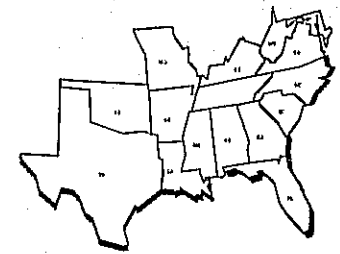


STATE CORRECTIONS PROFILE

METHODS OF RELIEVING OVERCROWDING

TO RELIEVE OVERCROWDING OR REDUCE THE PRISON POPULATION IN MISSOURI, THE DEPARTMENT OF CORRECTIONS HAS BUILT NEW PRISONS AND HAS ADDED ON TO EXISTING FACILITIES. ALSO, THE USE OF COMMUNITY DIVERSION PROGRAMS AND DRUG COURTS HAS HELPED ALLEVIATE OVERCROWDING.

AS ALTERNATIVES TO INCARCERATION, THE MISSOURI DEPARTMENT OF CORRECTIONS PROVIDES ELECTRONIC MONITORING, RESIDENTIAL FACILITIES, COMMUNITY RELEASE COURTS AND DRUG COURTS.



COURT ORDER REQUIREMENTS

THE MISSOURI DEPARTMENT OF CORRECTIONS IS NOT CURRENTLY UNDER A FEDERAL OR STATE COURT ORDER DURING THE YEAR ENDING JUNE 30, 2001.

STATE INITIATIVES

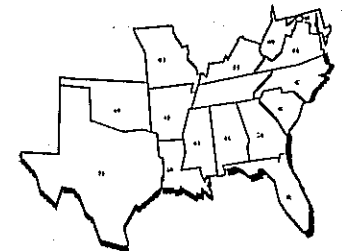
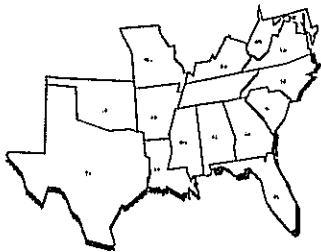
ELDERLY OR INFIRM INMATES

THE NUMBER OF ELDERLY INMATES IN THE MISSOURI DEPARTMENT OF CORRECTIONS IS VERY SMALL. IN A FEW FACILITIES, THERE ARE SEPARATE HOUSING QUARTERS FOR THE ELDERLY. THE MISSOURI BOARD OF PROBATION AND PAROLE HAS A MEDICAL PAROLE (COMPASSIONATE RELEASE) WHICH MIGHT APPLY TO ELDERLY OR INFIRM INMATES.

MISSOURI STATUTES (RSMo 217.250) AUTHORIZES PAROLE OF INMATES WHO ARE ADVANCED IN AGE.

MISSOURI

STATE CORRECTIONS PROFILE



STATE INITIATIVES

PRISON BASED SUBSTANCE ABUSE TREATMENT PROGRAMS

A COMBINATION OF STATE-OPERATED PROGRAMS, INTERAGENCY AGREEMENTS AND CONTRACTED SERVICES ARE EMPLOYED TO MEET THE SUBSTANCE ABUSE SERVICES NEEDS OF THE OFFENDER POPULATION. THESE SERVICES INCLUDE: SUBSTANCE ABUSE SCREENING ASSESSMENT UTILIZING THE MULTIDIMENSIONAL ADDICTIONS AND PERSONALITY PROFILE (MAPP); DRUG TESTING FOR INSTITUTION AND FIELD POPULATIONS; INSTITUTIONAL SUBSTANCE ABUSE EDUCATION PROGRAMS; INSTITUTIONAL PARTIAL-DAY TREATMENT PROGRAMS; COMMUNITY BASED SUBSTANCE ABUSE TREATMENT PROGRAMS INCLUDING COMMUNITY RELEASE CENTER TREATMENT PRGMS AND DRUG COURT TREATMENT SERVICES; AND REQUIRED EDUCATION AND COMMUNITY TREATMENT (REACT).

IN FY 00, THE MODOC ADMINISTERED 28,195 MULTIDIMENSIONAL ADDICTIONS AND PERSONALITY PROFILE SCREENINGS. THIS REPRESENTED A 65 PERCENT INCREASE IN THE SCREENINGS CONDUCTED IN FY99. OCTOBER 1, 2001 THE DEPARTMENT WILL SWITCH TO THE TEXAS CHRISTIAN UNIVERSITY DRUG SCREENING AS THE DEPARTMENT WIDE SUBSTANCE ABUSE SCREENING INSTRUMENT.

DRUG TESTING THROUGH URINALYSIS REDUCES DRUG USE BY INTERDICTION. THE DEPARTMENT CONDUCTS RANDOM AND TARGETED TESTING OF INSTITUTIONAL AND COMMUNITY OFFENDER POPULATIONS ON A MONTHLY BASIS. THERE WAS A TOTAL OF 132,543 SAMPLES PERFORMED IN THE DEPARTMENT OF CORRECTIONS LABORATORIES FOR THE FY 2001.

SINCE 1993, THE GROWTH IN INSTITUTIONAL TREATMENT CENTER BEDS HAS BEEN SIGNIFICANT. IN 1989, THE MISSOURI DOC OPERATED 220 INSTITUTIONAL TREATMENT BEDS. TODAY, 2,837 INSTITUTIONAL TREATMENT BEDS ARE AVAILABLE. OF THESE BEDS, 1,331 ARE DESIGNATED FOR LONG-TERM TREATMENT; THE REMAINING 1,506 ARE RESERVED FOR SHORT-TERM SUBSTANCE ABUSE TREATMENT.

IN FY99, 10,704 OFFENDERS WERE PLACED IN INSTITUTIONAL TREATMENT CENTERS. IN FY00, 11,056 OFFENDERS WERE PLACED IN ITCs. THE COMBINED AVERAGE MONTHLY ITC POPULATION DURING FY 99 WAS 2,627, INCREASING TO 2,782 IN FY00.

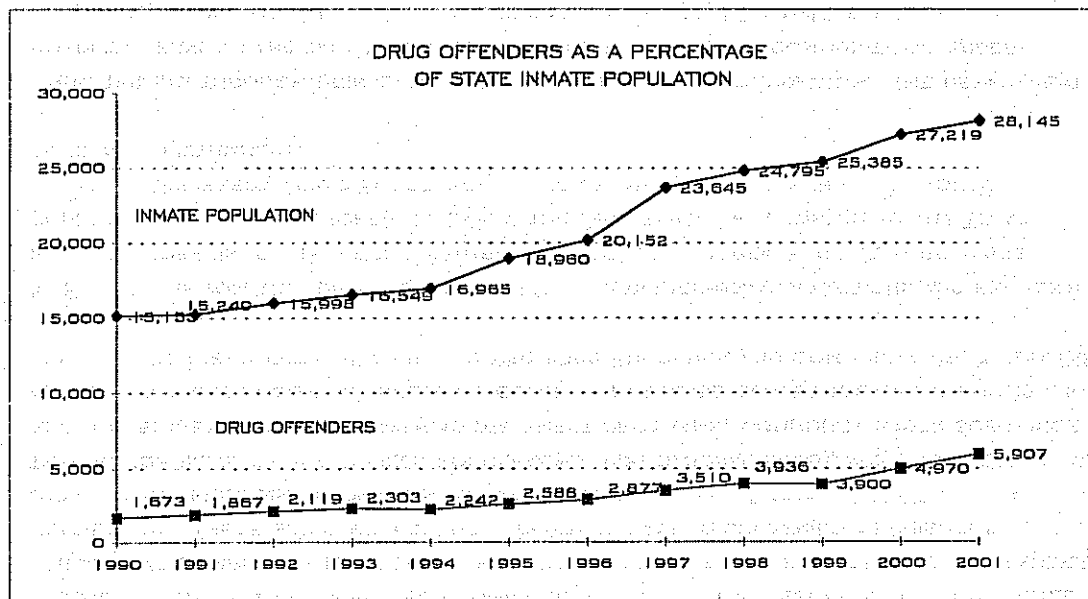
MISSOURI

STATE CORRECTIONS PROFILE

PRISON BASED SUBSTANCE ABUSE TREATMENT PROGRAMS (CONT.)

SIXTY-SEVEN PERCENT OF OFFENDERS IN INSTITUTIONAL TREATMENT CENTERS SUCCESSFULLY COMPLETED TREATMENT IN FY00, REPRESENTING A 3.4% INCREASE OVER THE FY99 COMPLETION RATE OF 63.7%. THE MAJORITY OF THE OFFENDERS WHO SUCCESSFULLY COMPLETED INSTITUTIONAL TREATMENT WAS GRANTED PROBATION BY THE COURT; THE REMAINING NUMBER WERE PLACED ON PAROLE OR REINSTATED ON PAROLE.

RECIDIVISM AND OUTCOME MEASURES ARE TRACKED FOR THE TREATMENT PROGRAMS. OUTCOME MEASURES INCLUDE TRACKING PROGRAM COMPLETION RATES, ARREST RATES AFTER COMPLETION, EMPLOYMENT AFTER THE PROGRAM AND EDUCATIONAL LEVELS ACHIEVED POST PROGRAM. SPECIFIC RESEARCH PROJECTS HAVE BEEN COMPLETED FOR TWO MoDoc TREATMENT CENTERS.



NOTE: THE NUMBER OF DRUG OFFENDERS RELATED TO THE TOTAL INMATE POPULATION FOR MISSOURI HAS INCREASED FROM 12.24% IN 1991 TO 20.99% IN 2001.

MISSOURI

STATE CORRECTIONS PROFILE

SELECTED CHARACTERISTICS OF ADULT INMATES (AS OF JULY 1, 2001)

PROFILE QUESTION

AVERAGE AGE AT COMMITMENT:

TOTAL NUMBER OF INMATES 50 YEARS OR OLDER:

AVERAGE SENTENCE FOR NEW COMMITMENTS:
(EXCLUDING LIFE SENTENCES)

AVERAGE TIME SERVED BY THOSE RELEASED:
(EXCLUDING LIFE SENTENCES)

THE THREE (3) MOST FREQUENTLY COMMITTED CRIMES FOR WHICH
INMATES ARE CURRENTLY SERVING TIME:

RACE AND SEX DISTRIBUTION:

PERCENTAGE WHITE

PERCENTAGE BLACK

PERCENTAGE OTHER

PERCENTAGE MALE

PERCENTAGE FEMALE

NUMBER OF INMATES SERVING LIFE

NUMBER OF INMATES SERVING LIFE (WITHOUT PAROLE)

NEW COMMITMENTS TO LIFE SENTENCES:

STATE RESPONSE:

31 YEARS

916 INMATES

2.5 YEARS

1.3 YEARS

A. DRUG CRIMES

B. DWI

C. LARCENY

32.35%

62.74%

4.91%

93.55%

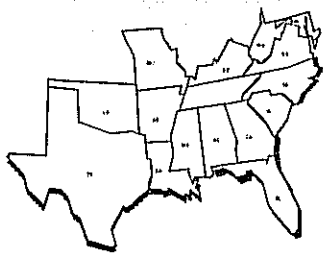
6.45%

3,223 INMATES

N/A

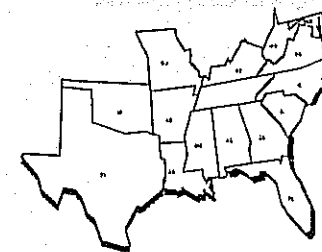
70 INMATES

NORTH CAROLINA



STATE CORRECTIONS PROFILE

SELECTED CHARACTERISTICS OF ADULT INMATES (AS OF JULY 1, 2001)



PROFILE QUESTION

INMATES SERVING DEATH SENTENCES:

INMATES EXECUTED IN FY 2001:

INMATES SERVING TWENTY (20) YEARS OR MORE:

INMATES THAT HAVE ALREADY SERVED TWENTY (20)

YEARS OF THEIR CURRENT SENTENCE:

INMATES ADMITTED WHO WERE PAROLE VIOLATORS:

INMATES RELEASED FROM CUSTODY IN FY 2001 FOR THE FOLLOWING:

EXPIRATION OF SENTENCE

PAROLE

GOODTIME

PROBATION

DEATH

OTHER

TOTAL

METHOD IN WHICH "GOODTIME" IS CALCULATED:

IS MEDICAL-EARLY OR COMPASSIONATE RELEASE ALLOWED:

NUMBER OF INMATES RELEASED IN FY 2001 BASED ON THE ABOVE:

INMATES BETWEEN THE AGES OF 17 AND 20:

STATE RESPONSE:

205 INMATES

2 INMATES

9,463 INMATES

308 INMATES

507 INMATES

17,142 INMATES

3,980 INMATES

0 INMATES

0 INMATES

65 INMATES

1,619 INMATES

22,806 INMATES

NO RESPONSE

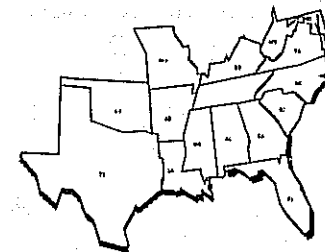
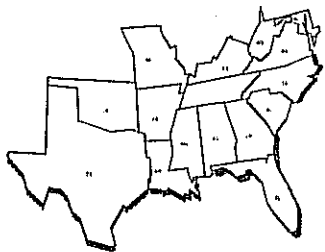
No

0 INMATES

2,555 INMATES

NORTH CAROLINA

STATE CORRECTIONS PROFILE



STATE INITIATIVES

ELDERLY OR INFIRM INMATES

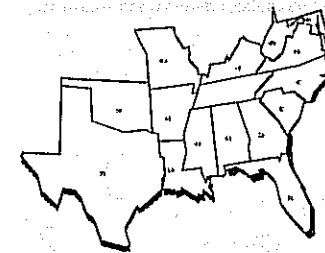
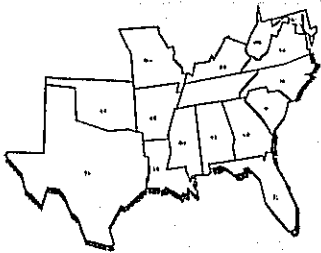
THE NUMBER OF SPECIAL NEEDS INMATES RESIDING IN THE POPULATION AND ENTERING PRISON HAS INCREASED OVER THE YEARS. MORE INMATES NOW ARRIVE WITH IMMUNOLOGICAL DEFICIENCIES AND OTHER CONTAGIOUS CONDITIONS, RENAL DISEASE AND OTHER SERIOUS HEALTH CONDITIONS. THE COMBINATION OF LONGER SENTENCES AND MORE LIMITED ELIGIBILITY FOR DIMINUTION OF SENTENCE WILL CAUSE THE NUMBER OF SPECIAL NEEDS INMATES IN THE POPULATION TO CONTINUE TO RISE.

WHILE THESE INMATES ARE GENERALLY SCATTERED THROUGHOUT THE SYSTEM, YEARS OF POURING MAXIMUM CUSTODY INMATES WITH LONG SENTENCES INTO THE LOUISIANA STATE PENITENTIARY (LSP) RESULTED IN LSP HAVING A SIGNIFICANT NUMBER OF INMATES WITH SPECIAL NEEDS. DURING THE LAST SEVERAL YEARS, STEPS HAVE BEEN TAKEN TO SPREAD THESE SPECIAL POPULATIONS INTO OTHER INSTITUTIONS DUE, IN PART, TO CONTINUED CHALLENGES WITH RECRUITING AND RETAINING A SUFFICIENT NUMBER OF MEDICAL PERSONNEL AT LSP. LSP DOES MAINTAIN A 120-BED SKILLED NURSING UNIT FOR ELDERLY AND INFIRM INMATES, WHICH INCLUDES A HOSPICE PROGRAM.

THE DR. MARTIN L. FORCHT, JR. CLINICAL TREATMENT UNIT, A DIVISION OF DAVID WADE CORRECTIONAL CENTER, IS LOCATED IN RURAL, SOUTHERN CADDO PARISH. THE FACILITY'S LOCATION ALLOWS EASY ACCESS TO THE LSU HEALTH SCIENCES CENTER AND OTHER SPECIALTY SERVICES WHICH ARE LOCATED IN THE AREA. THE FACILITY ALSO FUNCTIONS AS A RECEPTION AND DIAGNOSTIC CENTER FOR NORTH LOUISIANA PARISHES. THE FACILITY OPENED IN OCTOBER 1996 AND CONTINUES TO BE UNDER RENOVATION AT THIS TIME. INMATE LABOR HAS BEEN UTILIZED IN THE RENOVATIONS EXCEPT WHERE LICENSED CONTRACTORS ARE REQUIRED. A FEDERAL VOI/TIS GRANT WAS OBTAINED WHICH FUNDED NINETY PERCENT OF THE RENOVATIONS WITH THE STATE MATCHING THE OTHER TEN PERCENT. THE UNIT CURRENTLY HOUSES A CAPACITY OF 358 INMATES. A NEW MEDICAL BUILDING HAS BEEN REQUESTED THROUGH CAPITAL OUTLAY FUNDS. RENOVATIONS TO A NEW CELLBLOCK UNIT WERE COMPLETED IN 2000 AND A KITCHEN WAS RENOVATED IN EARLY 2001. IN ADDITION, LOUISIANA STATE PENITENTIARY AT ANGOLA, LOUISIANA, MAINTAINS A 120 BED SKILLED NURSING UNIT FOR THE ELDERLY AND INFIRM INMATES, WHICH INCLUDES A HOSPICE PROGRAM.

LOUISIANA

STATE CORRECTIONS PROFILE



SELECTED CHARACTERISTICS OF ADULT INMATES (AS OF JULY 1, 2001)

PROFILE QUESTION

AVERAGE AGE AT COMMITMENT:

TOTAL NUMBER OF INMATES 50 YEARS OR OLDER:

AVERAGE SENTENCE FOR NEW COMMITMENTS:

(EXCLUDING LIFE SENTENCES)

AVERAGE TIME SERVED BY THOSE RELEASED:

(EXCLUDING LIFE SENTENCES)

THE THREE (3) MOST FREQUENTLY COMMITTED CRIMES FOR WHICH

INMATES ARE CURRENTLY SERVING TIME:

RACE AND SEX DISTRIBUTION:

PERCENTAGE WHITE

PERCENTAGE BLACK

PERCENTAGE OTHER

PERCENTAGE MALE

PERCENTAGE FEMALE

NUMBER OF INMATES SERVING LIFE

(IN A RULING MADE BY THE SUPREME COURT, INMATES SERVING LIFE ARE NO LONGER
ELIGIBLE FOR PAROLE IN LOUISIANA.)

NUMBER OF INMATES SERVING LIFE (WITHOUT PAROLE)

NEW COMMITMENTS TO LIFE SENTENCES:

STATE RESPONSE:

28.9 YEARS

1,261 INMATES

6.3 YEARS

3.5 YEARS

A. DRUG OFFENSES

B. ROBBERY

C. HOMICIDE

24.30%

75.60%

0.10%

92.80%

7.20%

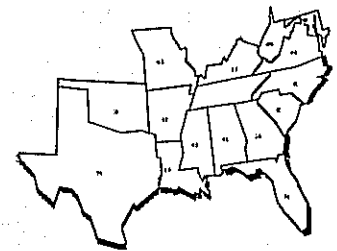
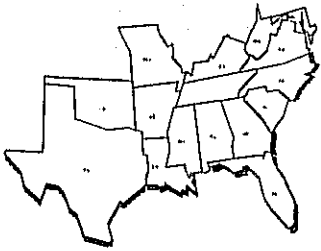
0 INMATES

3,668 INMATES

143 INMATES

LOUISIANA

STATE CORRECTIONS PROFILE



STATE INITIATIVES

SUBSTANCE ABUSE TREATMENT PROGRAMS

THE NORTH CAROLINA DEPARTMENT OF CORRECTIONS HAS THE FOLLOWING SUBSTANCE ABUSE TREATMENT PROGRAMS.

DRUG ALCOHOL RECOVERY TREATMENT (DART) - IN-PRISON INTENSIVE RESIDENTIAL TREATMENT (30-90 DAYS) FOR MEDIUM CUSTODY ADULT OFFENDERS. FOLLOWED UP WITH 8 WEEKS OF AFTERCARE UPON COMPLETION OF THE IRT PHASE. OFFENDERS THEN PARTICIPATE IN 12 WEEKS OF PRE-RELEASE COMMUNITY TRANSITION ACTIVITIES AT THE END OF THEIR SENTENCE. THE ANNUAL COST IS \$5.5 MILLION.

PRIVATE FACILITIES - INTENSIVE RESIDENTIAL TREATMENT (180-360 DAYS) FOR MINIMUM CUSTODY ADULT OFFENDERS. AT THE END OF TREATMENT, OFFENDERS ARE RELEASED TO THE COMMUNITY. THE ANNUAL COST IS \$7.5 MILLION.

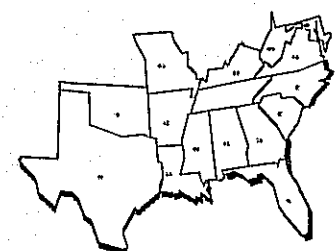
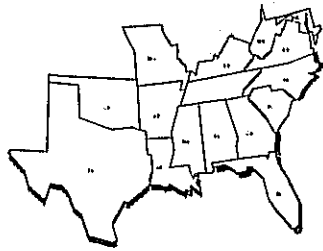
DWI FACILITY - INTENSIVE RESIDENTIAL TREATMENT (30-90 DAYS) FOR PROBATION/PAROLE OFFENDERS WITH DWI CONVICTIONS. AT THE END OF THE PROGRAM, THE OFFENDERS RETURN TO THEIR COMMUNITIES. THE ANNUAL COST IS \$3.4 MILLION.

FEDERAL FUNDED PROGRAMS - INTENSIVE RESIDENTIAL TREATMENT (180-360 DAYS) OF TREATMENT PRIMARILY FOR YOUTHFUL OFFENDERS AND SOME ADULTS. SIX MONTHS IN INTENSIVE PROGRAMS; THREE MONTHS IN PRE-RELEASE COMMUNITY TRANSITION AND THREE MONTHS OF POST-RELEASE ACTIVITY. THE ANNUAL COST IS \$652,930.

NORTH CAROLINA

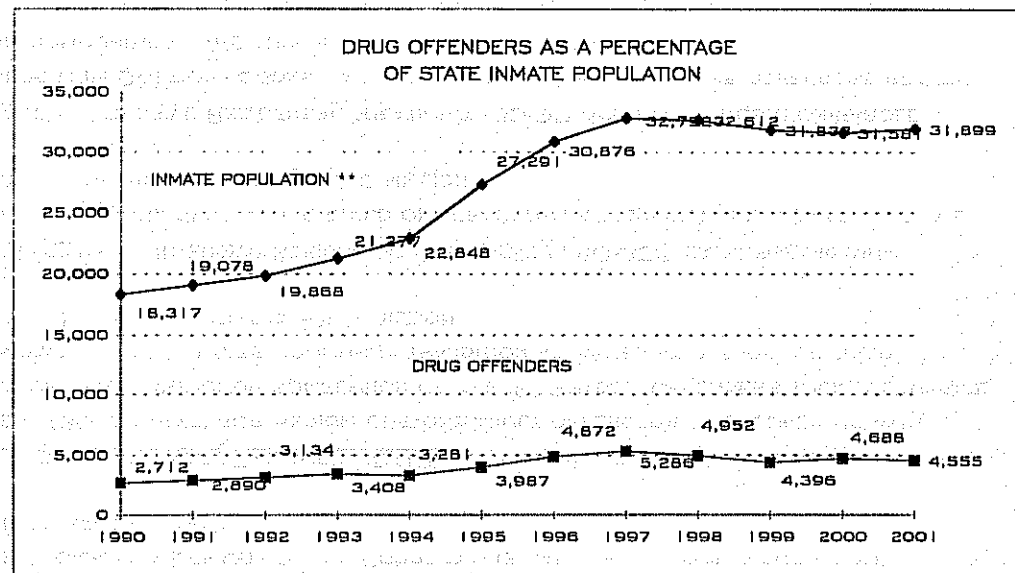
STATE CORRECTIONS PROFILE

STATE INITIATIVES (CONTINUED)



THE EFFECTIVENESS OF SUBSTANCE ABUSE PROGRAMS ARE MEASURED BY ASSESSING IF: SUBSTANCE ABUSE SERVICES ARE PROVIDED TO THE INMATES WHO ARE IDENTIFIED AS NEEDING TREATMENT; A SUFFICIENT NUMBER OF INMATES WHO ENTER THE PROGRAMS ACTUALLY COMPLETE THE PROGRAM; THE COMPLETERS ARE CONTINUING THEIR RECOVERY THROUGH GROUP MEETINGS AND OTHER ACTIVITIES; AND THE INMATES WHO COMPLETE THE PRE-RELEASE COMMUNITY TRANSITION PROGRAMS STILL ACTIVE IN THE RECOVERY PROCESS UPON RELEASE FROM THE DEPARTMENT.

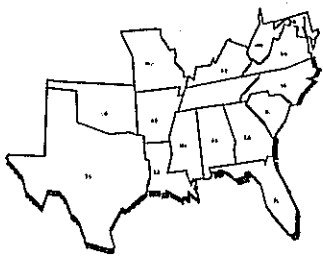
ADDITIONALLY, PARTICIPANTS ARE TRACKED IN THE PROGRAMS THROUGH A SEPARATE TREATMENT SUBSTANCE ABUSE MODULE, ACD, WHICH INTERFACES WITH THE INMATE TRACKING SYSTEM USED BY PRISONS, OPUS. THE NORTH CAROLINA SENTENCING COMMISSION COMPARED THE RECIDIVISM RATES FOR THOSE IN SUBSTANCE ABUSE PROGRAMS TO THOSE INMATES IN THE GENERAL POPULATION.



NOTE: THE NUMBERS OF DRUG OFFENDERS RELATED TO THE TOTAL INMATE POPULATION FOR NORTH CAROLINA HAS REMAINED CONSTANT OVER THE LAST TEN YEARS.

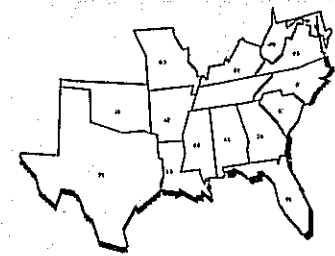
**THE TOTAL INMATE POPULATION FOR NORTH CAROLINA INCLUDES ALL NORTH CAROLINA PRISONERS HOUSED IN STATE FACILITIES, OUT-OF-STATE FACILITIES, AND LOCAL JAILS.

NORTH CAROLINA



STATE CORRECTIONS PROFILE

SELECTED CHARACTERISTICS OF ADULT INMATES (AS OF JULY 1, 2001)



PROFILE QUESTION

AVERAGE AGE AT COMMITMENT:

TOTAL NUMBER OF INMATES 50 YEARS OR OLDER:

AVERAGE SENTENCE FOR NEW COMMITMENTS:

(EXCLUDING LIFE SENTENCES)

AVERAGE TIME SERVED BY THOSE RELEASED:

(EXCLUDING LIFE SENTENCES)

THE THREE (3) MOST FREQUENTLY COMMITTED CRIMES FOR WHICH
INMATES ARE CURRENTLY SERVING TIME:

RACE AND SEX DISTRIBUTION:

PERCENTAGE WHITE

PERCENTAGE BLACK

PERCENTAGE OTHER

PERCENTAGE MALE

PERCENTAGE FEMALE

NUMBER OF INMATES SERVING LIFE

NUMBER OF INMATES SERVING LIFE (WITHOUT PAROLE)

NEW COMMITMENTS TO LIFE SENTENCES:

STATE RESPONSE:

33.75 YEARS

395 INMATES

5.38 YEARS

2.21 YEARS

A. DRUG POSSESSION

B. DRUG DISTRIBUTION

C. LARCENY

55.10%

32.80%

12.10%

88.20%

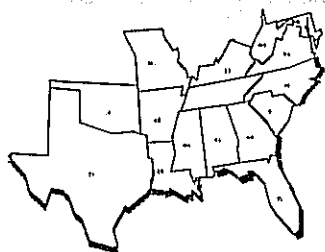
11.80%

1,379 INMATES

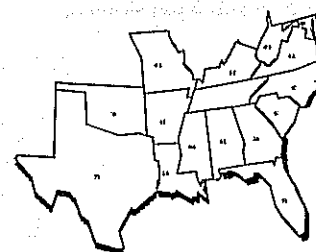
367 INMATES

95 INMATES (LIFE AND LIFE W/O PAROLE)

OKLAHOMA



STATE CORRECTIONS PROFILE
SELECTED CHARACTERISTICS OF ADULT INMATES
(AS OF JULY 1, 2001)



PROFILE QUESTION

INMATES SERVING DEATH SENTENCES:

INMATES EXECUTED IN FY 2001:

INMATES SERVING TWENTY (20) YEARS OR MORE:

INMATES THAT HAVE ALREADY SERVED TWENTY (20)
YEARS OF THEIR CURRENT SENTENCE:

INMATES ADMITTED WHO WERE PAROLE VIOLATORS:

INMATES RELEASED FROM CUSTODY IN FY 2001 FOR THE FOLLOWING:

EXPIRATION OF SENTENCE

PAROLE

GOODTIME

PROBATION

DEATH

OTHER

TOTAL

METHOD IN WHICH "GOODTIME" IS CALCULATED:

IS MEDICAL-EARLY OR COMPASSIONATE RELEASE ALLOWED:

EARLY MEDICAL RELEASE CAN ONLY BE CONSIDERED AND ALLOWED BY THE STATE PARDON AND PAROLE BOARD, NOT THE
DEPARTMENT OF CORRECTIONS. DOC MAY REQUEST ADDITIONS TO THE PARDON AND PAROLE BOARD DOCKETS.

NUMBER OF INMATES RELEASED IN FY 01 BASED ON THE ABOVE:

INMATES BETWEEN THE AGES OF 17 AND 20:

STATE RESPONSE:

119 INMATES

15 INMATES

603 INMATES

215 INMATES

112 INMATES

3,053 INMATES

861 INMATES

0 INMATES

2,340 INMATES

61 INMATES

393 INMATES

6,708 INMATES

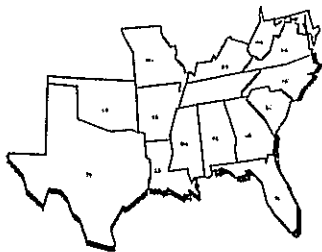
INMATES RECEIVE EARNED CREDITS AND ACHIEVEMENT CREDITS
THROUGHOUT INCARCERATION IF ELIGIBLE. MOST INMATES HAVE RECEIVED
SOME FORM OF CREDIT BY THE TIME THEY ARE RELEASED FROM CUSTODY.

YES

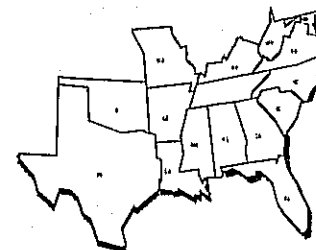
N/A

749 INMATES

OKLAHOMA



STATE CORRECTIONS PROFILE
SELECTED CHARACTERISTICS OF ADULT INMATES
(HIV/AIDS AS OF JULY 1, 2001)



PROFILE QUESTION

STATE RESPONSE:

NUMBER OF AIDS CASES:

34

NUMBER OF INMATES TESTED FOR HIV ANTIBODIES

7,588

TESTING OF INMATES BY CATEGORY:

ADMISSION

7,588

RANDOM

N/A

INCIDENT

N/A

HIGH RISK GROUP

N/A

SYSTEMS FREQUENCY OF TESTING:

ADMISSION AND PER
DOCTOR'S ORDER

INMATES TESTING POSITIVE FOR HIV ANTIBODIES:

28 INMATES

THE OKLAHOMA DEPARTMENT OF CORRECTIONS DOES NOT SEGREGATE OR ISOLATE HIV-INFECTED INMATES.

COURT ORDER REQUIREMENTS

THE OKLAHOMA DEPARTMENT OF CORRECTIONS IS NOT CURRENTLY UNDER A FEDERAL OR STATE COURT ORDER DURING THE YEAR ENDING JUNE 30, 2001.

STATE INITIATIVES

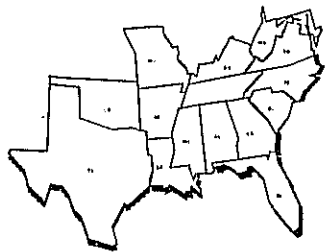
ELDERLY OR INFIRMED INMATES

ELDERLY INMATES IN OKLAHOMA ARE TREATED COMPARABLY TO OTHER INMATES.

ACCOMMODATIONS AND MEDICAL ATTENTION IS PROVIDED WHERE INDICATED. DURING THE 1997 LEGISLATIVE SESSION, DEPARTMENT STAFF ATTEMPTED, UNSUCCESSFULLY, TO INITIATE LEGISLATION THAT WOULD ALLOW THE DEPARTMENT TO ESTABLISH A FACILITY THAT WOULD HOUSE ELDERLY AND HANDICAPPED OR DISABLED OFFENDERS.

OKLAHOMA

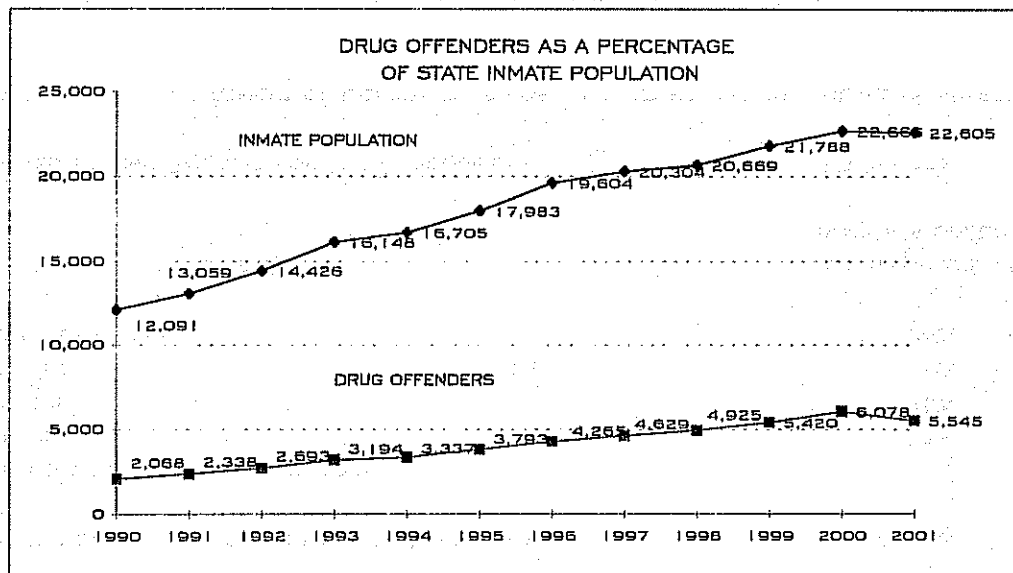
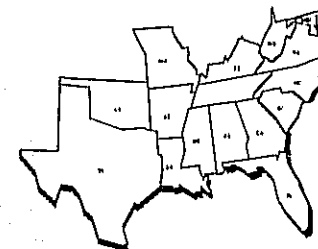
STATE CORRECTIONS PROFILE



PRISON BASED SUBSTANCE ABUSE TREATMENT PROGRAMS

THE OKLAHOMA DEPARTMENT OF CORRECTIONS PROVIDES SEVERAL PROGRAMS FOR THE TREATMENT OF SUBSTANCE ABUSE. THE PRISON BASED TREATMENT PROGRAMS CONSIST OF FIVE LEVELS OF TREATMENT (HALFWAY HOUSE, 6 MONTHS, 12 MONTHS, REGIMENTED TREATMENT PROGRAMS, AND THERAPEUTIC COMMUNITY). THE COST OF THESE PROGRAMS IS \$1.4 MILLION EXCLUDING PERSONNEL COSTS. THE FUNDING SOURCES ARE RESIDENTIAL SUBSTANCE ABUSE TREATMENT GRANTS, SPECIAL POPULATION TREATMENT UNIT, AND PRIVATE PRISON CONTRACTS.

THE OKLAHOMA DEPARTMENT OF CORRECTIONS IS IN THE PROCESS OF EVALUATING THE EFFECTIVENESS OF THESE SUBSTANCE ABUSE TREATMENT PROGRAMS UTILIZING THE CPAI. THEY BEGAN TRACKING PROGRAM PARTICIPATION IN LATE 1999 AND BELIEVE THAT IT WILL TAKE A MINIMUM OF 5 YEARS TO ASSESS THE EFFECTIVENESS BASED ON RECIDIVISM RATES.

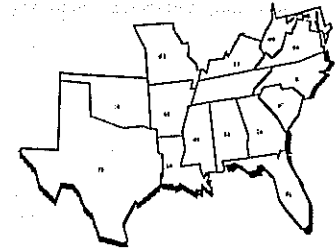
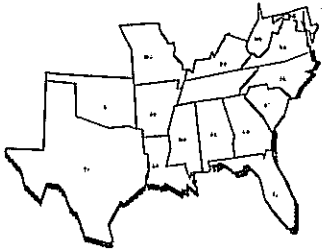


NOTE: THE NUMBER OF DRUG OFFENDERS RELATED TO THE TOTAL INMATE POPULATION FOR OKLAHOMA HAS INCREASED FROM 17.9% IN 1991 TO 24.53% IN 2001.

OKLAHOMA

STATE CORRECTIONS PROFILE

SELECTED CHARACTERISTICS OF ADULT INMATES (AS OF JULY 1, 2001)



PROFILE QUESTION

AVERAGE AGE AT COMMITMENT:

TOTAL NUMBER OF INMATES 50 YEARS OR OLDER:

AVERAGE SENTENCE FOR NEW COMMITMENTS:
(EXCLUDING LIFE SENTENCES)

AVERAGE TIME SERVED BY THOSE RELEASED:
(EXCLUDING LIFE SENTENCES)

THE THREE (3) MOST FREQUENTLY COMMITTED CRIMES FOR WHICH
INMATES ARE CURRENTLY SERVING TIME:

RACE AND SEX DISTRIBUTION:

PERCENTAGE WHITE

PERCENTAGE BLACK

PERCENTAGE OTHER

PERCENTAGE MALE

PERCENTAGE FEMALE

NUMBER OF INMATES SERVING LIFE

NUMBER OF INMATES SERVING LIFE (WITHOUT PAROLE)

NEW COMMITMENTS TO LIFE SENTENCES:

STATE RESPONSE:

30.0 YEARS

446 INMATES

4.67 YEARS

2.08 YEARS

A. DRUGS

B. BURGLARY

C. HOMICIDE

31.20%

68.00%

0.80%

93.30%

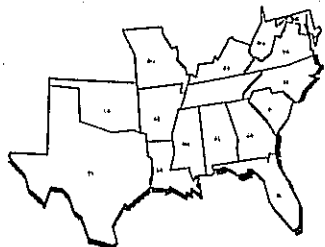
6.70%

1,517 INMATES

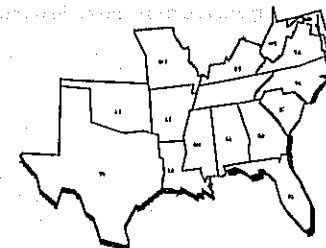
370 INMATES

72 INMATES

SOUTH CAROLINA



STATE CORRECTIONS PROFILE
SELECTED CHARACTERISTICS OF ADULT INMATES
(AS OF JULY 1, 2001)



PROFILE QUESTION

INMATES SERVING DEATH SENTENCES:

INMATES EXECUTED IN FY 2001:

INMATES SERVING TWENTY (20) YEARS OR MORE:

INMATES THAT HAVE ALREADY SERVED TWENTY (20)
YEARS OF THEIR CURRENT SENTENCE:

INMATES ADMITTED WHO WERE PAROLE VIOLATORS:

INMATES RELEASED FROM CUSTODY IN FY 01 FOR THE FOLLOWING:

EXPIRATION OF SENTENCE

PAROLE

GOODTIME

PROBATION

DEATH

OTHER

TOTAL

STATE RESPONSE:

70 INMATES

1 INMATE

3,200 INMATES

341 INMATES

1,198 INMATES

5,265 INMATES

3,240 INMATES

* INMATES

2,281 INMATES

74 INMATES

813 INMATES

11,673 INMATES

METHOD IN WHICH "GOODTIME" IS CALCULATED:

* EXPIRATION AND PROBATION INMATES EARNED
GOOD TIME TOWARD SENTENCES.

IS MEDICAL-EARLY OR COMPASSIONATE RELEASE ALLOWED:

YES NONE WERE RELEASED IN FY 00.

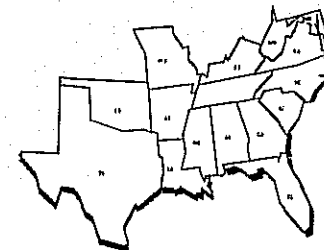
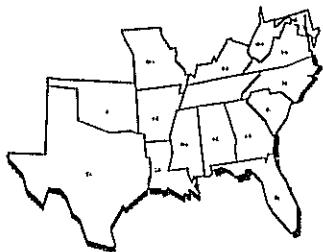
THE SOUTH CAROLINA DEPARTMENT OF CORRECTIONS INSTITUTES A POLICY KNOWN AS THE "MEDICAL FURLOUGH PROGRAM FOR TERMINALLY ILL INMATES". THE POLICY STATES THAT ANY INMATE THAT HAS BEEN DIAGNOSED BY A SOUTH CAROLINA DEPARTMENT OF CORRECTIONS STAFF PHYSICIAN AS HAVING A TERMINAL ILLNESS AND WHO IS NOT ELIGIBLE FOR EARLY PAROLE MAY APPLY FOR A MEDICAL FURLOUGH, WHICH, IF APPROVED WILL ALLOW THE INMATE TO SPEND APPROXIMATELY HIS/HER LAST YEAR AT HOME WITH HIS/HER FAMILY.

INMATES BETWEEN THE AGES OF 17 AND 20:

1,670 INMATES

SOUTH CAROLINA

STATE CORRECTIONS PROFILE



SELECTED CHARACTERISTICS OF ADULT INMATES (HIV/AIDS AS OF JULY 1, 2001)

PROFILE QUESTION

STATE RESPONSE:

NUMBER OF AIDS CASES:

220 INMATES

NUMBER OF INMATES TESTED FOR HIV ANTIBODIES

N/A

TESTING OF INMATES BY CATEGORY:

ADMISSION

N/A

RANDOM

N/A

INCIDENT

N/A

HIGH RISK GROUP

N/A

SYSTEMS FREQUENCY OF TESTING:

ON ADMISSION, POST-EXPOSURE
AND CLINICAL INDICATIONS

INMATES TESTING POSITIVE FOR HIV ANTIBODIES:

374 INMATES

INMATES FOUND TO BE POSITIVE FOR HIV ANTIBODIES ARE INCARCERATED IN ONE FACILITY.

MALE HIV POPULATION IS ASSIGNED TO BROAD RIVER CORRECTIONAL INSTITUTION, COLUMBIA, SC.

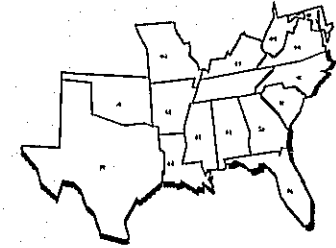
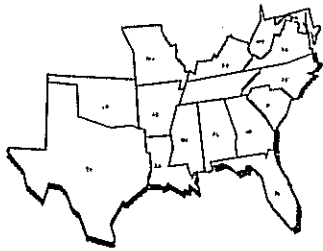
FEMALE HIV POPULATION IS ASSIGNED TO WOMEN'S CORRECTIONAL INSTITUTION, COLUMBIA, SC.

SOUTH CAROLINA

STATE CORRECTIONS PROFILE

COURT ORDER REQUIREMENTS

THE SOUTH CAROLINA DEPT. OF CORRECTIONS WAS NOT UNDER A FEDERAL COURT ORDER AS OF JULY 1, 2001.



STATE INITIATIVES

ELDERLY OR INFIRMED INMATES

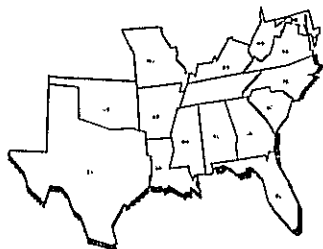
THE SOUTH CAROLINA DEPARTMENT OF CORRECTIONS GENERALLY DEFINES ANY INMATES OVER THE AGE OF 55 AS "ELDERLY INMATES." CURRENTLY, SCDC PLACES ALL ELDERLY INMATES IN GENERAL POPULATION AT ALL INSTITUTIONS UNLESS THE INMATE HAS SPECIAL NEEDS (I.E., MEDICAL NEEDS, MENTAL HEALTH NEEDS). SOME ELDERLY INMATES ARE PLACED IN A 20-BED ASSISTED LIVING UNIT LOCATED AT PERRY CORRECTIONAL INSTITUTION. TERMINALLY ILL INMATES WHO A PHYSICIAN DETERMINES HAS LESS THAN ONE YEAR TO LIVE MAY APPLY FOR A MEDICAL FURLOUGH FOR TERMINALLY ILL INMATES. A SPONSOR WILL PROVIDE RESIDENCE AND ASSUME COMPLETE FINANCIAL RESPONSIBILITY FOR LIVING EXPENSES AND MEDICAL CARE FOR THE INMATE. THE REQUEST MUST ALSO INCLUDE A SIGNED STATEMENT FROM A COMMUNITY PHYSICIAN AGREEING THEY WILL PROVIDE MEDICAL CARE FOR THE FURLOUGHED INMATE AND THAT SCDC WILL NOT BE LIABLE FOR ANY COSTS. ALL REQUESTS REQUIRE THE AGENCY DIRECTOR'S APPROVAL.

PRISON BASED SUBSTANCE ABUSE TREATMENT PROGRAMS

CURRENTLY, THE SOUTH CAROLINA DEPARTMENT OF CORRECTIONS PROVIDES A MODALITY OF PRISON-BASED SUBSTANCE ABUSE TREATMENT PROGRAMS REFERRED TO AS A THERAPEUTIC COMMUNITY. THERAPEUTIC COMMUNITIES WITHIN THE DEPARTMENT OF CORRECTIONS ARE FORMED FOR MUTUAL ADVANTAGE FOR OFFENDERS WHO ARE CHEMICALLY DEPENDENT. THE COMMON GOAL OF THESE PROGRAMS IS CHANGE. IN ADDITION TO THE RESIDENTIAL PROGRAMMING, THE SCDC ALSO OFFERS NON-RESIDENTIAL LEVELS OF PROGRAMMING TO INCLUDE THOSE THAT ARE CONSIDERED LOW INTENSITY (EDUCATIONAL), AND LOW/MODERATE (EDUCATIONAL & GROUP).

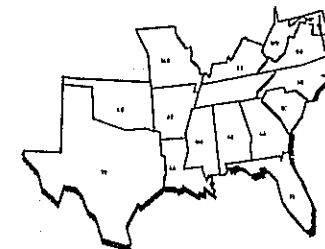
SOUTH CAROLINA

STATE CORRECTIONS PROFILE

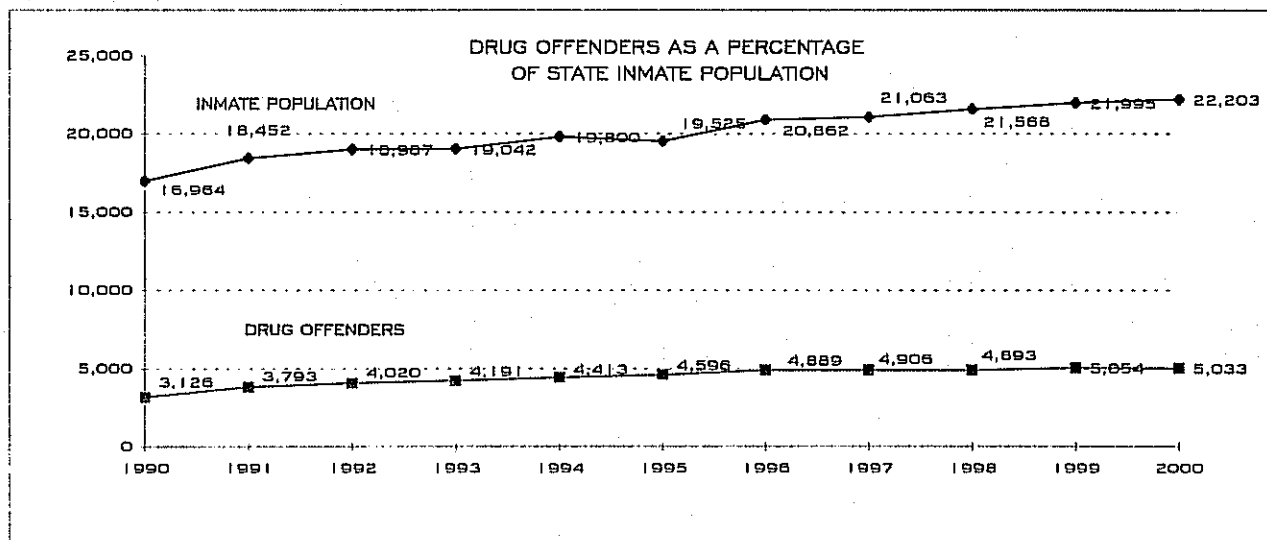


THE SOUTH CAROLINA DEPARTMENT OF CORRECTIONS HAS LISTED THE FOLLOWING MODIFIED THERAPEUTIC COMMUNITY SUBSTANCE ABUSE TREATMENTS PROGRAMS:

<u>PROGRAM NAME</u>	<u>FEDERAL FUNDS</u>	<u>STATE FUNDS</u>	<u>TOTAL FUNDS</u>	<u>FUNDING SOURCE</u>
LEATH CI	\$321,247	\$186,167	\$507,414	RES. SUB. ABUSE TREATMENT GRANT
TURBEVILLE CI	\$643,194	\$264,398	\$1,057,592	RES. SUB. ABUSE TREATMENT GRANT
STATE PARK CI	NONE	\$141,480	\$141,480	STATE FUNDED
TOTAL	\$964,441	\$592,045	\$1,706,486	

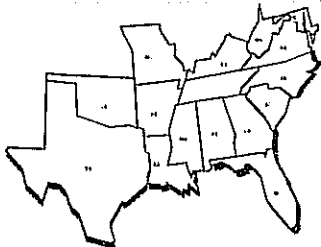


THE EFFECTIVENESS OF THE SUBSTANCE ABUSE PROGRAMS IS EVALUATED BY COMPARING THE REINCARCERATION RATES OF THOSE WHO HAVE HAD SUBSTANCE USE/ABUSE TREATMENT TO THOSE WHO HAVE NOT. ALSO, RECIDIVISM RATES FOR THOSE IN THE PROGRAM ARE COMPARED TO INMATES IN GENERAL POPULATION. PROGRAM PARTICIPANTS ARE TRACKED THROUGH A SAMPLING OF SUCCESSFUL PROGRAM COMPLETERS WHO HAVE BEEN RELEASED FROM THE SCDOC.



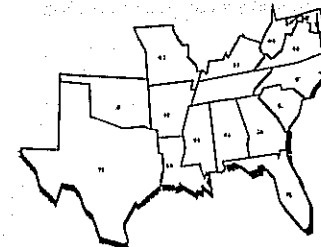
NOTE: THE NUMBER OF DRUG OFFENDERS RELATED TO THE TOTAL INMATE POPULATION FOR SOUTH CAROLINA HAS REMAINED FAIRLY CONSTANT AT ABOUT 20% OVER THE LAST 10 YEARS.

SOUTH CAROLINA



STATE CORRECTIONS PROFILE

SELECTED CHARACTERISTICS OF ADULT INMATES (AS OF JULY 1, 2001)



PROFILE QUESTION

AVERAGE AGE AT COMMITMENT:

TOTAL NUMBER OF INMATES 50 YEARS OR OLDER:

AVERAGE SENTENCE FOR NEW COMMITMENTS:

(EXCLUDING LIFE SENTENCES)

AVERAGE TIME SERVED BY THOSE RELEASED:

(EXCLUDING LIFE SENTENCES)

THE THREE (3) MOST FREQUENTLY COMMITTED CRIMES FOR WHICH
INMATES ARE CURRENTLY SERVING TIME:

RACE AND SEX DISTRIBUTION:

PERCENTAGE WHITE

PERCENTAGE BLACK

PERCENTAGE OTHER

PERCENTAGE MALE

PERCENTAGE FEMALE

NUMBER OF INMATES SERVING LIFE

NUMBER OF INMATES SERVING LIFE (WITHOUT PAROLE)

NEW COMMITMENTS TO LIFE SENTENCES:

STATE RESPONSE:

32.2 YEARS

546 INMATES

5.3 YEARS

4.1 YEARS

A. HOMICIDE

B. DRUGS

C. ROBBERY

46.00%

52.00%

2.00%

94.00%

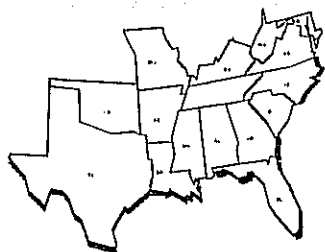
6.00%

1,727 INMATES

180 INMATES

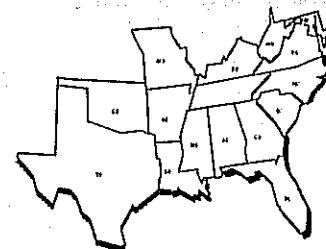
114 INMATES

TENNESSEE



STATE CORRECTIONS PROFILE

SELECTED CHARACTERISTICS OF ADULT INMATES (AS OF JULY 1, 2001)



PROFILE QUESTION

INMATES SERVING DEATH SENTENCES:

INMATES EXECUTED IN FY 2001:

INMATES SERVING TWENTY (20) YEARS OR MORE:

INMATES THAT HAVE ALREADY SERVED TWENTY (20)

YEARS OF THEIR CURRENT SENTENCE:

INMATES ADMITTED WHO WERE PAROLE VIOLATORS:

INMATES RELEASED FROM CUSTODY IN FY 01 FOR THE FOLLOWING:

EXPIRATION OF SENTENCE

PAROLE

GOODTIME

PROBATION

DEATH

OTHER

TOTAL

METHOD IN WHICH "GOODTIME" IS CALCULATED:

IS MEDICAL-EARLY OR COMPASSIONATE RELEASE ALLOWED:

BY STATUTE, THE COMMISSIONER MAY GRANT FURLOUGHS FOR MEDICAL REASONS TO INMATES

WHO MEET VERY STRICT CRITERIA. THIS FURLOUGH MAY BE REVOKED AT ANY TIME.

INMATES BETWEEN THE AGES OF 17 AND 20:

STATE RESPONSE:

104 INMATES

1 INMATE

3,383 INMATES

771 INMATES

827 INMATES

3,965 INMATES

3,773 INMATES

N/A INMATES

4,247 INMATES

47 INMATES

1,204 INMATES

13,236 INMATES

NO RESPONSE

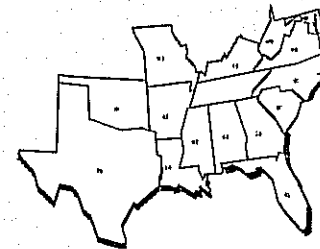
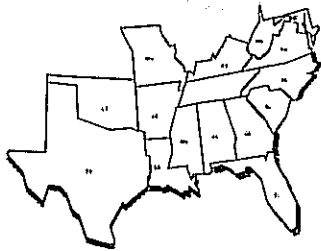
NO

961 INMATES

TENNESSEE

STATE CORRECTIONS PROFILE

LEGISLATIVE



SELECTED CHARACTERISTICS OF ADULT INMATES (HIV/AIDS AS OF JULY 1, 2001)

PROFILE QUESTION

STATE RESPONSE:

NUMBER OF AIDS CASES:

225 INMATES

NUMBER OF INMATES TESTED FOR HIV ANTIBODIES

4,735 INMATES

TESTING OF INMATES BY CATEGORY:

ADMISSION

4,735 INMATES

RANDOM

0

INCIDENT

3 INMATES

HIGH RISK GROUP

7 INMATES

SYSTEMS FREQUENCY OF TESTING:

TESTING IS MANDATORY FOR INMATES UNDER AGE 21. INMATES
OVER 21 ARE VOLUNTARILY TESTED UPON ADMISSION.

INMATES TESTING POSITIVE FOR HIV ANTIBODIES:

225 INMATES

THE TENNESSEE DEPARTMENT OF CORRECTIONS DOES NOT SEGREGATE OR ISOLATE HIV-INFECTED INMATES.

TENNESSEE

STATE CORRECTIONS PROFILE

COURT ORDER REQUIREMENTS

THE TENNESSEE DEPARTMENT OF CORRECTIONS IS NOT CURRENTLY UNDER A FEDERAL OR STATE COURT ORDER DURING THE YEAR ENDING JUNE 30, 2001.

STATE INITIATIVES

ELDERLY OR INFIRMED INMATES

THE TENNESSEE DEPARTMENT OF CORRECTIONS RECOGNIZES THE GROWING NEEDS OF ELDERLY AND INFIRMED INMATES AS SPECIAL POPULATIONS. CURRENTLY, THE TDOC OPERATES THE DeBERRY SPECIAL NEEDS FACILITY AS ITS CENTRAL HOSPITAL AND PHARMACY FOR MEDICAL AND MENTAL HEALTH NEEDS. THE SHELTERED LIVING UNIT AT DSNF CONTAINS BEDS FOR INMATE WORKERS AND ALSO 85 BEDS FOR INFIRMED INMATES WHO ARE INDEPENDENT IN THEIR ACTIVITIES OF DAILY LIVING.

NO SPECIAL PROGRAMS CURRENTLY EXIST FOR ELDERLY INMATES, HOWEVER, 45 BEDS AT THE WAYNE COUNTY BOOT CAMP ARE UTILIZED FOR GERIATRIC INMATES WHO PROVIDE SUPPORT SERVICES FOR THE FACILITY.

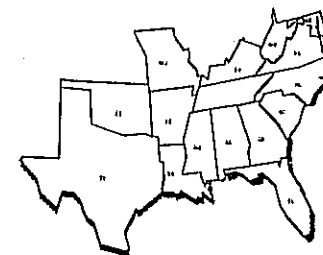
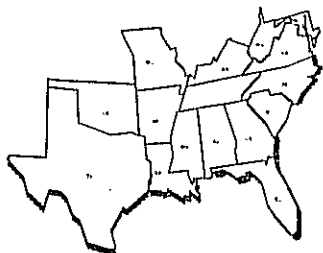
ALTERNATIVES TO INCARCERATION

COMMUNITY CORRECTIONS GRANT PROGRAMS SERVE AS AN ALTERNATIVE TO INCARCERATION FOR TARGET POPULATIONS OF OFFENDERS, ENSURING THE COURTS A RANGE OF SENTENCING OPTIONS. THE INTENSIVE PROBATION PROGRAM IS AVAILABLE TO DIVERT OFFENDERS FROM INSTITUTIONS WHO WOULD OTHERWISE BE INCARCERATED. THIS SUPERVISION DOES INVOLVE EVENING AND WEEKEND HOME VISITS, ELECTRONIC MONITORING AND RANDOM DRUG SCREENS.

TENNESSEE

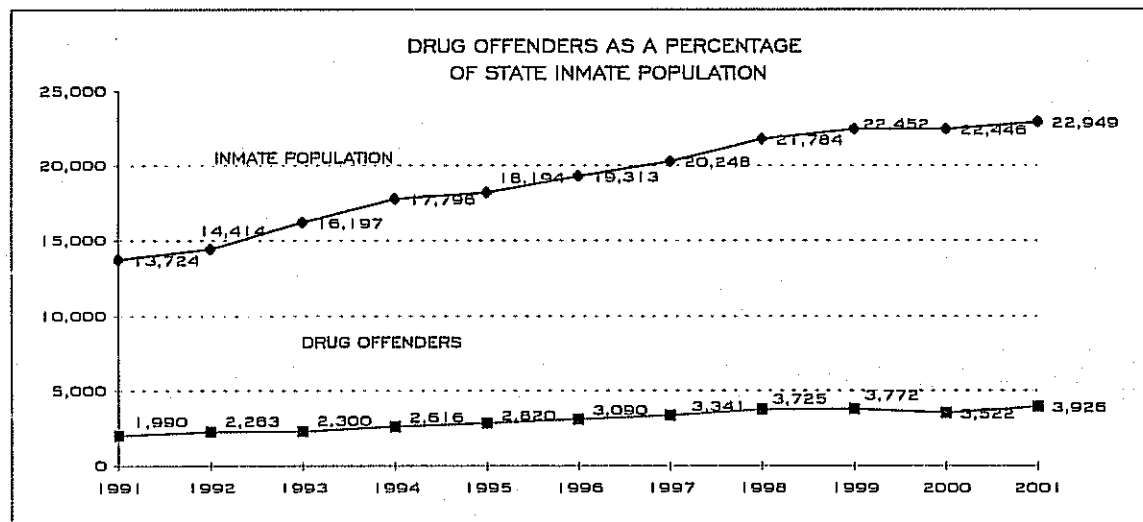
STATE CORRECTIONS PROFILE

STATE INITIATIVES (CONTINUED)



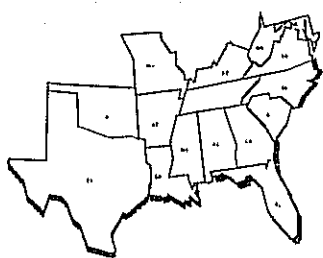
PRISON BASED SUBSTANCE ABUSE TREATMENT PROGRAMS

THE TENNESSEE DEPARTMENT OF CORRECTIONS HAS A NUMBER OF SUBSTANCE ABUSE TREATMENT PROGRAMS INCLUDING MODIFIED THERAPEUTIC COMMUNITY PROGRAMS, STRUCTURED SELF-HELP PROGRAMS, GROUP COUNSELING PROGRAMS, ETC. THE LENGTH OF THESE PROGRAMS RANGES FROM 10 WEEKS TO 6 MONTHS AND THE ANNUAL PROGRAM CAPACITY OF THESE PROGRAMS IS 1,428. THE TOTAL COST ASSOCIATED WITH THE SUBSTANCE ABUSE PROGRAMS IS \$1.2 MILLION. THIS INCLUDES STATE AND FEDERAL (BYRNE \$137,000 AND RSAT \$331,500) FUNDS.

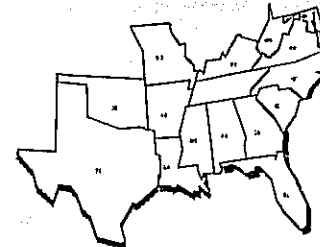


NOTE: THE NUMBER OF DRUG OFFENDERS RELATED TO THE TOTAL INMATE POPULATION FOR TENNESSEE HAS INCREASED FROM 14.5% IN 1991 TO 17.11% IN 2001.

TENNESSEE



STATE CORRECTIONS PROFILE



SELECTED CHARACTERISTICS OF ADULT INMATES (AS OF JULY 1, 2001)

PROFILE QUESTION

AVERAGE AGE AT COMMITMENT:

TOTAL NUMBER OF INMATES 50 YEARS OR OLDER:

AVERAGE SENTENCE FOR NEW COMMITMENTS:

(EXCLUDING LIFE SENTENCES)

AVERAGE TIME SERVED BY THOSE RELEASED:

(EXCLUDING LIFE SENTENCES)

THE THREE (3) MOST FREQUENTLY COMMITTED CRIMES FOR WHICH
INMATES ARE CURRENTLY SERVING TIME:

RACE AND SEX DISTRIBUTION:

PERCENTAGE WHITE

PERCENTAGE BLACK

PERCENTAGE OTHER

PERCENTAGE MALE

PERCENTAGE FEMALE

NUMBER OF INMATES SERVING LIFE

NUMBER OF INMATES SERVING LIFE (WITHOUT PAROLE)

NEW COMMITMENTS TO LIFE SENTENCES:

STATE RESPONSE:

32.6 YEARS

2,259 INMATES

8.52 YEARS

4.31 YEARS

A. DRUGS 33,477

B. ROBBERY 22,504

C. BURGLARY 19,358

31.10%

43.30%

25.60%

92.26%

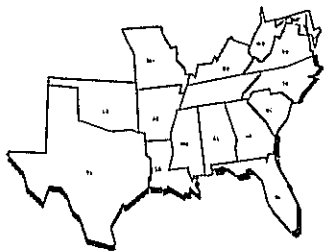
7.74%

7,550 INMATES

N/A

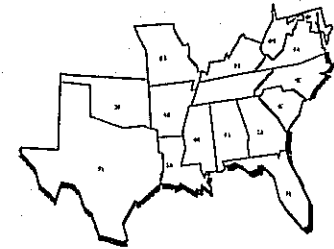
348 INMATES

TEXAS



STATE CORRECTIONS PROFILE

SELECTED CHARACTERISTICS OF ADULT INMATES (AS OF JULY 1, 2001)



PROFILE QUESTION

INMATES SERVING DEATH SENTENCES:

INMATES EXECUTED IN FY 2001:

INMATES SERVING TWENTY (20) YEARS OR MORE:

INMATES THAT HAVE ALREADY SERVED TWENTY (20)

YEARS OF THEIR CURRENT SENTENCE:

INMATES ADMITTED WHO WERE PAROLE VIOLATORS:

INMATES RELEASED FROM CUSTODY IN FY 01 FOR THE FOLLOWING:

EXPIRATION OF SENTENCE

PAROLE

GOODTIME

PROBATION

DEATH

OTHER

TOTAL

METHOD IN WHICH "GOODTIME" IS CALCULATED:

IS MEDICAL-EARLY OR COMPASSIONATE RELEASE ALLOWED:

ARTICLE 42.18, SECTION 8 (M) OF THE TEXAS CODE OF CRIMINAL PROCEDURE/SPECIAL NEEDS RELEASES: THE CODE OF CRIMINAL PROCEDURE STIPULATES THAT SOME ELDERLY, PHYSICALLY HANDICAPPED, MENTALLY ILL, TERMINALLY ILL OR MENTALLY RETARDED INMATES MAY BE RELEASED FROM THE TDCJ-ID BEFORE THEIR PAROLE DATE, WITH WRITTEN DOCUMENTATION AND RECOMMENDATIONS FROM THE INSTITUTIONAL DIVISION PHYSICIANS.

NUMBER OF INMATES RELEASED IN FY 2001 BASED ON THE ABOVE:

INMATES BETWEEN THE AGES OF 17 AND 20:

STATE RESPONSE:

440 INMATES

20 INMATES

43,882 INMATES

1,773

12,319 INMATES

5,028 INMATES

11,155 INMATES

19,390 INMATES

650 INMATES

494 INMATES

N/A INMATES

36,717 INMATES

ELIGIBILITY REQUIRES PRISON TIME PLUS GOOD CONDUCT TIME TO EQUAL THE TOTAL SENTENCE.

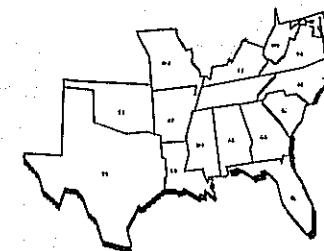
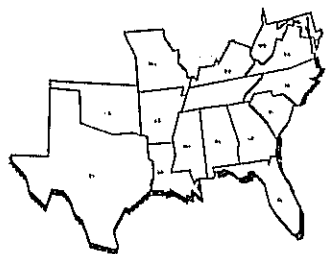
Yes

N/A

6,968 INMATES

TEXAS

STATE CORRECTIONS PROFILE



SELECTED CHARACTERISTICS OF ADULT INMATES (HIV/AIDS AS OF JULY 1, 2001)

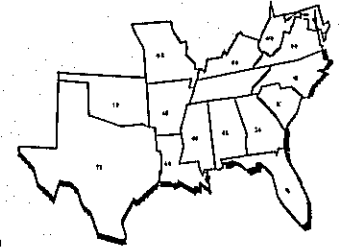
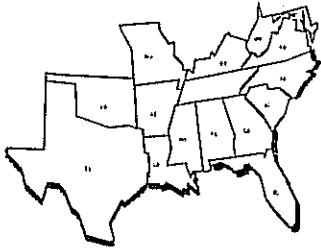
<u>PROFILE QUESTION</u>	<u>STATE RESPONSE:</u>
NUMBER OF AIDS CASES:	847 INMATES
NUMBER OF INMATES TESTED FOR HIV ANTIBODIES	33,801 INMATES
TESTING OF INMATES BY CATEGORY:	
ADMISSION	N/A
RANDOM	N/A
INCIDENT	N/A
HIGH RISK GROUP	N/A
SYSTEMS FREQUENCY OF TESTING:	N/A
INMATES TESTING POSITIVE FOR HIV ANTIBODIES:	346 INMATES
THE TEXAS DEPARTMENT OF CORRECTIONS DOES NOT SEGREGATE OR ISOLATE HIV-INFECTED INMATES.	

COURT ORDER REQUIREMENTS

- THE TEXAS DEPARTMENT OF CORRECTIONS IS UNDER A STATE COURT ORDER FOR FISCAL YEAR 2001. THIS COURT ORDER RELATES TO THE FOLLOW:
- 1.) USE OF FORCE TRAINING.
 - 2.) AMELIORATION OF CONDITIONS IN ADMINISTRATIVE SEGREGATION.
 - 3.) PROTECTIVE CUSTODY - RESPONSE TO VULNERABLE OFFENDERS.

TEXAS

STATE CORRECTIONS PROFILE



STATE INITIATIVES

ELDERLY OR INFIRMED INMATES

THE TEXAS DEPARTMENT OF CRIMINAL JUSTICE (TDCJ) ESTABLISHED A TASK FORCE ON AGING OFFENDERS WHICH IS ADDRESSING THE ISSUE OF THE GROWING NUMBER OF ELDERLY OFFENDERS. THE ELDERLY INMATE POPULATION IS PROJECTED TO INCREASE BY 121% BETWEEN 1998 AND 2008, FROM 4,779 INMATES TO 10,601 INMATES. THIS INCREASE IN POPULATION MAY CAUSE THE HEALTH CARE COSTS OF THE ELDERLY INMATE POPULATION TO MORE THAN DOUBLE DURING THIS PERIOD. THE PRISON SYSTEM'S ANNUAL HEALTH CARE COST FOR ELDERLY INMATES MAY INCREASE FROM \$27 MILLION PER YEAR IN 1999 TO \$56 MILLION IN 2008.

TDCJ CLUSTERS ELDERLY INMATES IN CERTAIN UNITS. FOURTEEN UNITS HOUSE ABOUT 47% OF THE ELDERLY POPULATION AND THE REMAINING 53% ARE DISTRIBUTED THROUGHOUT THE OTHER TDCJ FACILITIES. A UNIT DEVELOPED AS A GERIATRIC FACILITY WITH A CAPACITY OF 60 BEDS HOUSES OFFENDERS WHO REQUIRE A SHELTERED ENVIRONMENT AND MAY NEED SPECIALTY SERVICES.

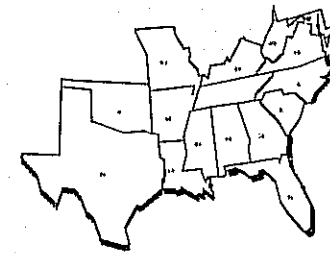
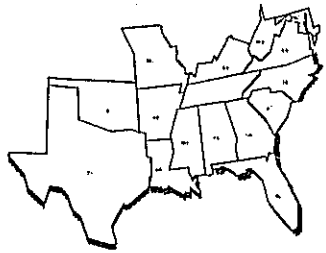
CURRENTLY, THERE IS NO NEW LEGISLATION WHICH HAS BEEN ENACTED SPECIFICALLY ADDRESSING THIS ISSUE.

PRISON BASED SUBSTANCE ABUSE TREATMENT PROGRAMS

THE TEXAS DEPARTMENT OF CRIMINAL JUSTICE HAS IDENTIFIED THE FOLLOWING FORMS OF SUBSTANCE ABUSE TREATMENT PROGRAMS:

(1) SUBSTANCE ABUSE FELONY PUNISHMENT FACILITIES - AN INTENSIVE NINE TO TWELVE MONTH THERAPEUTIC COMMUNITY PROGRAM SENTENCED BY A JUDGE AS A CONDITION OF PROBATION OR AS A MODIFICATION OF PAROLE/PROBATION. THE PROGRAM CONSISTS OF ORIENTATION, MAIN TREATMENT, AND RE-ENTRY. OFFENDERS MAY ALSO PARTICIPATE IN PEER SUPPORT GROUPS.

TEXAS



STATE INITIATIVES

PRISON BASED SUBSTANCE ABUSE TREATMENT PROGRAMS (CONTINUED)

(2) IN-PRISON THERAPEUTIC COMMUNITY-9 TO 12 MONTH INTENSIVE THERAPEUTIC COMMUNITY TREATMENT PROGRAM FOR OFFENDERS IDENTIFIED AS NEEDING SUBSTANCE ABUSE TREATMENT; PARTICIPATION BY PAROLE BOARD VOTE, RELEASED ON PAROLE AFTER PROGRAM COMPLETION TO COMMUNITY RESIDENTIAL FACILITY FOR 3 MONTHS FOLLOWED BY OUTPATIENT TREATMENT FOR 12 MONTHS.

(3) PRE-RELEASE SUBSTANCE ABUSE PROGRAM - AN INTENSIVE 6-MONTH TREATMENT PROGRAM FOR OFFENDERS WITH SERIOUS SUBSTANCE ABUSE/DEPENDENCY AND ANTISOCIAL CHARACTERISTICS FROM INSTITUTIONAL DIVISION UNITS. THESE OFFENDERS ARE WITHIN 6 TO 9 MONTHS OF RELEASE AS IDENTIFIED BY THE TEXAS DEPARTMENT OF CRIMINAL JUSTICE CLASSIFICATION DEPARTMENT AND PAROLE DIVISION. TREATMENT MODALITY IS SIMILAR TO SUBSTANCE ABUSE FELONY PUNISHMENT FACILITIES, BUT IS MUCH MORE CONDENSED. OFFENDERS MAY PARTICIPATE IN PEER SUPPORT GROUPS.

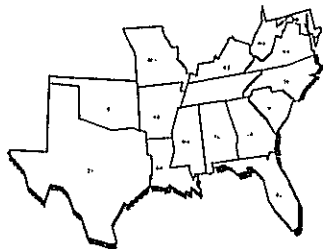
(4) STATE JAIL SUBSTANCE ABUSE TREATMENT PROGRAM - OFFERS FIVE SEPARATE PROGRAMS FOR OFFENDERS WITH FOURTH DEGREE FELONIES WHO ARE SENTENCED BY A JUDGE TO SERVE A SENTENCE FOR NOT MORE THAN TWO YEARS.

(5) INTERMEDIATE SANCTION FACILITY (ISF) - A PAROLE PROGRAM DESIGNED TO TREAT OFFENDERS WHO HAVE RELAPSED.

(6) INSTITUTIONAL SUBSTANCE ABUSE EDUCATIONAL PROGRAM - ALL INSTITUTIONAL DIVISION OFFENDERS ARE REFERRED TO THE ADDICTION AND HUMAN DEVELOPMENT EDUCATION PROGRAM AS IT BENEFITS EVEN NON-DRINKERS/NON-USERS. THE PROGRAM INVOLVES SCREENING TO HELP DETERMINE SEVERITY OF ANY ALCOHOL OR DRUG PROGRAMS, AND PRIORITIZING PROGRAM PARTICIPATION. DRUG EDUCATION IS PROVIDED TO OFFENDERS AS SOON AS POSSIBLE AFTER INCARCERATION.

TEXAS

STATE CORRECTIONS PROFILE



STATE INITIATIVES (CONTINUED)

PRISON BASED SUBSTANCE ABUSE TREATMENT PROGRAMS (CONTINUED)

(7) CONTINUUM OF CARE - SUCCESSFUL GRADUATES OF THE SUBSTANCE ABUSE TREATMENT PROGRAMS AT THE SAFF FACILITIES AND IPTC'S PROGRESS TO ONE OF THE TRANSITIONAL TREATMENT CENTERS OPERATED UNDER CONTRACT MONITORED BY THE PAROLE DIVISION AND THE SUBSTANCE ABUSE TREATMENT PROGRAM. PARTICIPANTS RESIDE FOR 3 MONTHS AT THE TTC, BUT OBTAIN EMPLOYMENT IN THE LOCAL COMMUNITY. SUBSTANCE ABUSE TREATMENT AND THE THERAPEUTIC GROUP PROCESS CONTINUE DURING THE RESIDENTS' TIME IN THE TTC. UPON LEAVING THE TTC, PARTICIPANTS CONTINUE FURTHER TREATMENT FOR ONE YEAR ON AN OUTPATIENT BASIS WITH AN AFTERCARE PROVIDER. THUS, THE CONTINUUM OF CARE, FROM SAFFP OR IPTC THROUGH THE TTC AND AFTERCARE PROCESS, IS TWO YEARS.

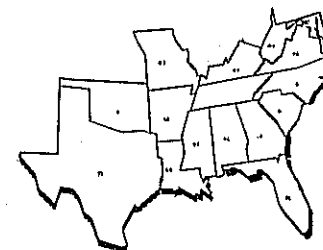
EVALUATION

PERFORMANCE MEASURES AS OUTLINED IN THE CONTRACT AND AUDITS PERFORMED REGULARLY ARE TWO PROCEDURES USED TO TRACK THE EFFECTIVENESS OF THE SUBSTANCE ABUSE TREATMENT PROGRAMS. THE CRIMINAL JUSTICE POLICY COUNCIL'S COMPARISON OF RECIDIVISM RATES FOR 1993, 1994, AND 1995 AS WELL AS THE 1997/98 COMPARISON ARE ALSO METHODS OF EVALUATING THE EFFECTIVENESS OF THE PROGRAM. THE SUBSTANCE ABUSE TREATMENT PROGRAM IS EVOLVING AND CONTINUALLY IMPROVING AS METHODS OF EVALUATION INCREASE EACH YEAR.

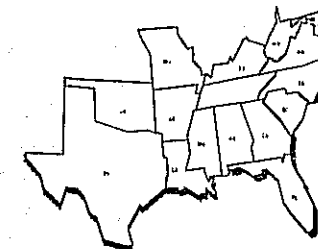
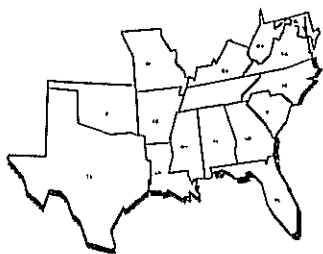
TRACKING

PARTICIPANTS ARE TRACKED THROUGH THE SUBSTANCE ABUSE MASTER PLAN INFORMATION MANAGEMENT SYSTEM (SAMPIMS). THE SAMPIMS IS CURRENTLY UNDER REVIEW TO ADEQUATELY DETERMINE WHAT IMPROVEMENTS TO THE SYSTEM CAN BE MADE TO BETTER SUPPORT THE SUBSTANCE ABUSE INITIATIVE.

TEXAS

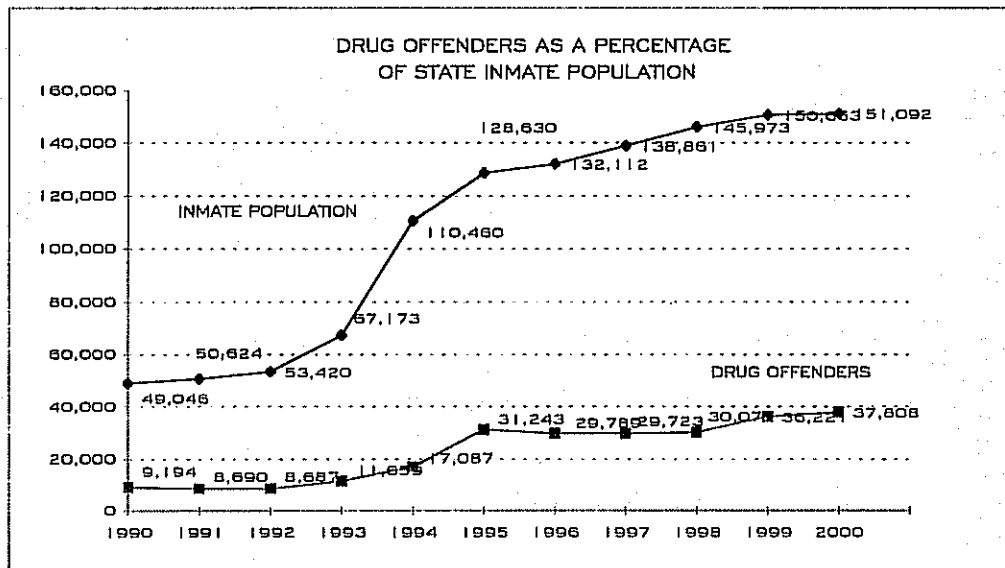


STATE CORRECTIONS PROFILE



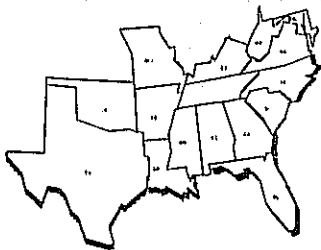
RECIDIVISM RATES

RECIDIVISM RATES ARE COMPARED BETWEEN OFFENDERS WHO PARTICIPATED IN THE SUBSTANCE ABUSE PROGRAMS VERSUS OFFERS THAT MAY BE ELIGIBLE FOR THE PROGRAMS, BUT WHO DID NOT PARTICIPATE IN THE PROGRAMS. THE COMPARISON WAS MADE FOR OFFENDERS WHO PARTICIPATED IN THE IN-PRISON THERAPEUTIC TREATMENT COMMUNITIES (IPTC) AND THE SUBSTANCE ABUSE FELONY PUNISHMENT FACILITIES (SAFPF) VERSUS OFFENDERS WHO MAY HAVE BEEN ELIGIBLE FOR PARTICIPATION IN THESE PROGRAMS, BUT WHO DID NOT PARTICIPATE. THE CRIMINAL JUSTICE POLICY COUNCIL (CJPC) COMPLETED A THREE-YEAR RECIDIVISM TRACKING OF OFFENDERS PARTICIPATING IN SUBSTANCE ABUSE TREATMENT PROGRAMS FOR 1993, 1994, AND 1995. THE CJPC IS CURRENTLY TRACKING A 2-YEAR RECIDIVISM RATE FOR THE COMPARISON POPULATION FOR FISCAL YEAR 1997 AND 1998.



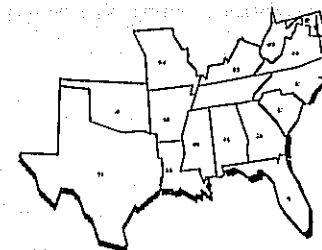
NOTE: THE NUMBER OF DRUG OFFENDERS RELATED TO THE TOTAL INMATE POPULATION FOR TEXAS HAS INCREASED FROM 18.75% IN 1990 TO 25.02% IN 2000.

TEXAS



STATE CORRECTIONS PROFILE

SELECTED CHARACTERISTICS OF ADULT INMATES (AS OF JULY 1, 2001)



PROFILE QUESTION

AVERAGE AGE AT COMMITMENT:

TOTAL NUMBER OF INMATES 50 YEARS OR OLDER:

AVERAGE SENTENCE FOR NEW COMMITMENTS:

(EXCLUDING LIFE SENTENCES)

AVERAGE TIME SERVED BY THOSE RELEASED:

(EXCLUDING LIFE SENTENCES)

THE THREE (3) MOST FREQUENTLY COMMITTED CRIMES FOR WHICH
INMATES ARE CURRENTLY SERVING TIME:

RACE AND SEX DISTRIBUTION:

PERCENTAGE WHITE

PERCENTAGE BLACK

PERCENTAGE OTHER

PERCENTAGE MALE

PERCENTAGE FEMALE

NUMBER OF INMATES SERVING LIFE

NUMBER OF INMATES SERVING LIFE (WITHOUT PAROLE)

NEW COMMITMENTS TO LIFE SENTENCES:

STATE RESPONSE:

32.5 YEARS

444 INMATES

5.2 YEARS

3.2 YEARS

A. LARCENY/FRAUD

B. ROBBERY

C. DRUGS

32.80%

66.20%

1.00%

93.60%

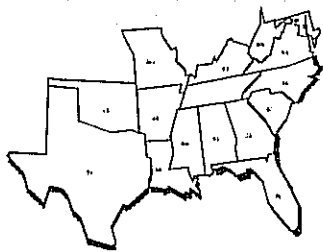
6.40%

1,521 INMATES

313 INMATES

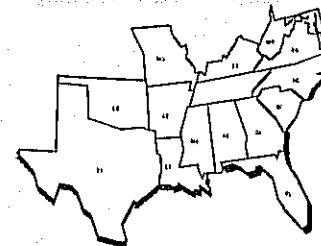
53 INMATES

VIRGINIA



STATE CORRECTIONS PROFILE

SELECTED CHARACTERISTICS OF ADULT INMATES (AS OF JULY 1, 2001)



PROFILE QUESTION

INMATES SERVING DEATH SENTENCES:

INMATES EXECUTED IN FY 2001:

INMATES SERVING TWENTY (20) YEARS OR MORE:

INMATES THAT HAVE ALREADY SERVED TWENTY (20)

YEARS OF THEIR CURRENT SENTENCE:

INMATES ADMITTED WHO WERE PAROLE VIOLATORS:

INMATES RELEASED FROM CUSTODY IN FY 2001 FOR THE FOLLOWING:

EXPIRATION OF SENTENCE

PAROLE

GOODTIME

PROBATION

DEATH

OTHER

TOTAL

METHOD IN WHICH "GOODTIME" IS CALCULATED:

IS MEDICAL-EARLY OR COMPASSIONATE RELEASE ALLOWED:

NUMBER OF INMATES RELEASED IN FY 2001 BASED ON THE ABOVE:

INMATES BETWEEN THE AGES OF 17 AND 20:

STATE RESPONSE:

28 INMATES

6 INMATES

10,028 INMATES

1,018 INMATES

916 INMATES

749 INMATES

2,313 INMATES

5,585 INMATES

INCLUDED IN EXPIRATION

77 INMATES

298 INMATES

9,022 INMATES

THESE INMATES SERVED APPROX. 85 TO 90%
OF THEIR SENTENCE.

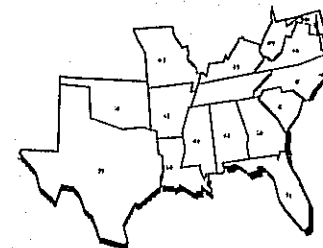
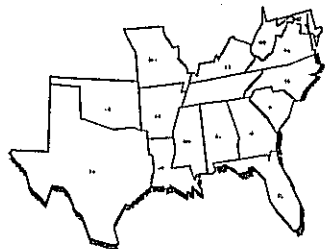
No

N/A

N/A

VIRGINIA

STATE CORRECTIONS PROFILE



SELECTED CHARACTERISTICS OF ADULT INMATES (AS OF JULY 1, 2001)

PROFILE QUESTION

STATE RESPONSE:

NUMBER OF AIDS CASES:

550 INMATES

NUMBER OF INMATES TESTED FOR HIV ANTIBODIES

3,145 INMATES

TESTING OF INMATES BY CATEGORY:

ADMISSION

N/A

RANDOM

YES

INCIDENT

YES

HIGH RISK GROUP

YES

SYSTEMS FREQUENCY OF TESTING:

INMATE REQUEST OR SYMPTOMATIC

INMATES TESTING POSITIVE FOR HIV ANTIBODIES:

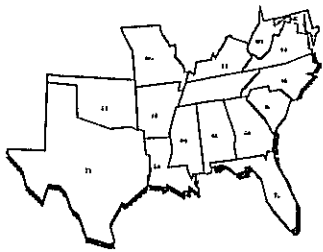
550 INMATES

THE VIRGINIA DEPARTMENT OF CORRECTIONS DOES NOT SEGREGATE OR ISOLATE HIV-INFECTED INMATES.

COURT ORDER REQUIREMENTS

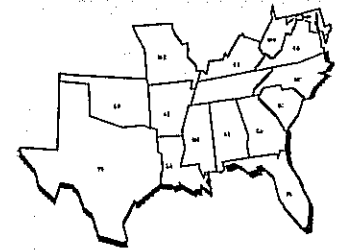
THE VIRGINIA DEPARTMENT OF CORRECTIONS WAS NOT UNDER A FEDERAL OR STATE COURT ORDER AS OF JUNE 30, 2001.

VIRGINIA



STATE CORRECTIONS PROFILE

STATE INITIATIVES

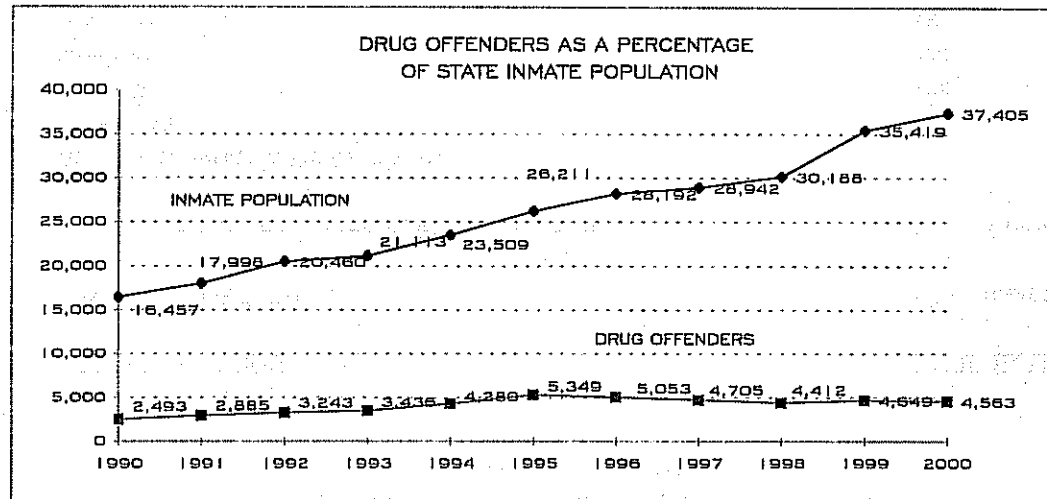


ELDERLY OR INFIRMED INMATES

HEALTH CARE IS BASED ON PATIENT FUNCTIONALITY AND NOT AGE. IF A PATIENT REQUIRES ASSISTANCE WITH 3 OR MORE ACTIVITIES OF DAILY LIVING, THEN THEY ARE HOUSED AT THE POWHATAN, GREENSVILLE, OR FLUVANNA (WOMEN ONLY) INFIRMARIES. IF THE PATIENT REQUIRES HELP WITH 1 OR 2 ACTIVITIES OF DAILY LIVING, THEN HE IS HOUSED AT DEERFIELD'S ASSISTED LIVING UNIT. SKILLED NURSING CARE IS ABOUT \$100 PER DAY, AND ASSISTED LIVING IS ABOUT \$25 PER DAY IN ADDITION TO NORMAL HOUSING COSTS.

PRISON BASED SUBSTANCE ABUSE TREATMENT PROGRAMS

ALL PRISONS OFFER A SUBSTANCE ABUSE PSYCHO-EDUCATION CURRICULUM AND MANY OFFER GROUP COUNSELING. VIRGINIA'S FLAGSHIP PROGRAMS ARE SUBSTANCE ABUSE THERAPEUTIC COMMUNITIES (TC). THEY HAVE 1,825 BEDS IN 9 PRISONS ACROSS THE STATE, INCLUDING 2 FACILITIES THAT OPERATE SOLELY AS SECURE TC PRISONS. TOTAL FUNDING FOR THESE PROGRAMS IS APPROXIMATELY \$3 MILLION PER YEAR. NATIONAL CONSULTANTS ARE ON CONTRACT TO CONDUCT PROCESS EVALUATIONS OF THESE PROGRAMS. THE DEPARTMENT HAS EMPLOYED AN ANALYST WHO IS COLLECTING DATA FOR A LONGITUDINAL RECIDIVISM STUDY.

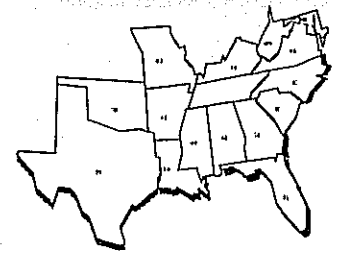
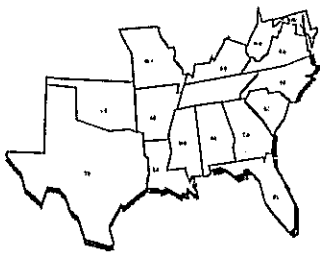


NOTE: THE NUMBER OF DRUG OFFENDERS RELATED TO THE TOTAL INMATE POPULATION FOR VIRGINIA HAS DECREASED FROM 15.15% IN 1990 TO 12.20% IN 2000.

VIRGINIA

STATE CORRECTIONS PROFILE

SELECTED CHARACTERISTICS OF ADULT INMATES (AS OF JULY 1, 2001)



PROFILE QUESTION

AVERAGE AGE AT COMMITMENT:

TOTAL NUMBER OF INMATES 50 YEARS OR OLDER:

AVERAGE SENTENCE FOR NEW COMMITMENTS:
(EXCLUDING LIFE SENTENCES)

AVERAGE TIME SERVED BY THOSE RELEASED:
(EXCLUDING LIFE SENTENCES)

THE THREE (3) MOST SERIOUS CRIMES FOR WHICH
INMATES ARE CURRENTLY SERVING TIME:

RACE AND SEX DISTRIBUTION:

PERCENTAGE WHITE

PERCENTAGE BLACK

PERCENTAGE OTHER

PERCENTAGE MALE

PERCENTAGE FEMALE

NUMBER OF INMATES SERVING LIFE

NUMBER OF INMATES SERVING LIFE (WITHOUT PAROLE)

NEW COMMITMENTS TO LIFE SENTENCES:

STATE RESPONSE:

N/A

N/A

11.4 YEARS (MALES)

10.4 YEARS (FEMALES)

1.86 YEARS (MALES)

1.43 YEARS (FEMALES)

A. FIRST DEGREE MURDER

B. AGGRAVATED ROBBERY

C. SEXUAL ASSAULT

83.00%

16.00%

1.00%

94.00%

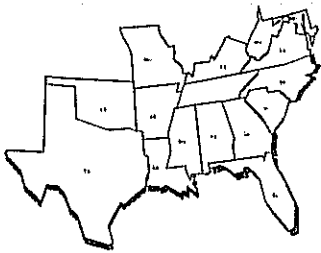
6.00%

314 INMATES

204 INMATES

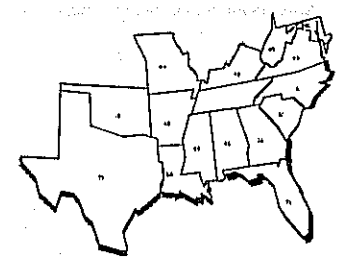
N/A

WEST VIRGINIA



STATE CORRECTIONS PROFILE

SELECTED CHARACTERISTICS OF ADULT INMATES (AS OF JULY 1, 2001)



PROFILE QUESTION

INMATES SERVING DEATH SENTENCES:

INMATES SERVING TWENTY (20) YEARS OR MORE:

INMATES THAT HAVE ALREADY SERVED TWENTY (20)
YEARS OF THEIR CURRENT SENTENCE:

INMATES ADMITTED WHO WERE PAROLE VIOLATORS:

INMATES RELEASED FROM CUSTODY IN FY 01 FOR THE FOLLOWING:

EXPIRATION OF SENTENCE

PAROLE

GOODTIME

PROBATION

DEATH

OTHER

TOTAL

METHOD IN WHICH "GOODTIME" IS CALCULATED:

IS MEDICAL-EARLY OR COMPASSIONATE RELEASE ALLOWED:

NUMBER OF INMATES RELEASED IN FY 01 BASED ON THE ABOVE:

INMATES BETWEEN THE AGES OF 17 AND 20:

STATE RESPONSE:

0 INMATES (WV ABOLISHED THE DEATH PENALTY
IN 1965)

UNKNOWN

UNKNOWN

214 INMATES

313 INMATES

542 INMATES

0 INMATES

203 INMATES

18 INMATES

99 INMATES

1,175 INMATES

COURT ORDERED RELEASES

NO RESPONSE

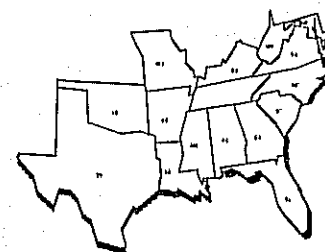
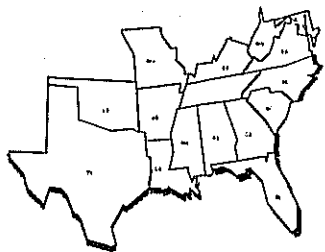
YES

UNKNOWN

124 INMATES

WEST VIRGINIA

STATE CORRECTIONS PROFILE



SELECTED CHARACTERISTICS OF ADULT INMATES (HIV/AIDS AS OF JULY 1, 2001)

PROFILE QUESTION

STATE RESPONSE:

NUMBER OF AIDS CASES:

10 INMATES

NUMBER OF INMATES TESTED FOR HIV ANTIBODIES

UNKNOWN

TESTING OF INMATES BY CATEGORY:

ADMISSION

UNKNOWN

RANDOM

UNKNOWN

INCIDENT

UNKNOWN

HIGH RISK GROUP

UNKNOWN

SYSTEMS FREQUENCY OF TESTING:

CLINICALLY NEEDED; INMATE REQUEST; INCIDENT

INMATES TESTING POSITIVE FOR HIV ANTIBODIES:

UNKNOWN

NOTE: THE WEST VIRGINIA DEPARTMENT OF CORRECTIONS DOES NOT SEGREGATE OR ISOLATE HIV-INFECTED INMATES.

COURT ORDER REQUIREMENTS

THE WEST VIRGINIA DEPARTMENT OF CORRECTIONS IS NOT CURRENTLY UNDER A FEDERAL OR STATE COURT ORDER DURING THE YEAR ENDING JUNE 30, 2001.

WEST VIRGINIA

STATE CORRECTIONS PROFILE

STATE INITIATIVES

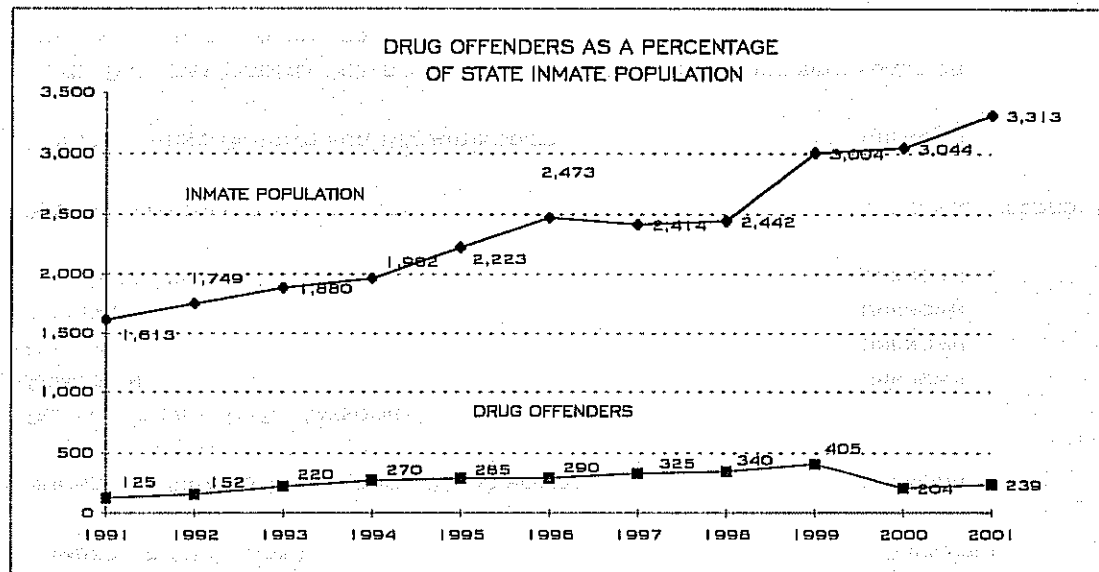
ANCA... 6/20/07

ELDERLY OR INFIRMED INMATES

THE WEST VIRGINIA DIVISION OF CORRECTIONS CONVERTED THE OLD MENTAL RETARDATION CENTER INTO A PRISON FOR OLDER INMATES AND INMATES WITH MEDICAL PROBLEMS.

PRISON-BASED SUBSTANCE ABUSE TREATMENT PROGRAMS

THE WEST VIRGINIA DIVISION OF CORRECTIONS HAS INDICATED THAT EXTENSIVE DRUG TREATMENT CLASSES ARE PROVIDED AT MOST INSTITUTIONS. IN ADDITION, BECKLEY CORRECTIONAL CENTER IS A DEDICATED DUI TREATMENT FACILITY. RECIDIVISM RATES ARE NOT AVAILABLE FOR THE SUBSTANCE ABUSE PROGRAMS.



NOTE: THE NUMBER OF DRUG OFFENDERS RELATED TO THE TOTAL INMATE POPULATION FOR WEST VIRGINIA HAS REMAINED AT ABOUT 7% FOR THE LAST 10 YEARS.

WEST VIRGINIA